

# Iowa Department on Aging

Case Management Program for Frail Elders (CMPFE)  
&  
Senior Living Program (SLP)

## Unmet Needs Report SFY 2010 (July 2009 - June 2010)

Iowa Department on Aging  
Jessie M. Parker Building  
510 East 12<sup>th</sup> Street  
Des Moines, IA 50319-9025  
Phone: (515) 725-3333  
Fax: (515) 725-3300  
[www.state.ia.us/elderaffairs](http://www.state.ia.us/elderaffairs)

(September 2010)

*This report is provided as a tool that identifies unmet needs of older Iowans that have contact with AAA's and their service providers and should not be considered all inclusive and definitive.*

## Unmet Needs Reporting System

Despite the successes of the Senior Living Program (SLP), Case Management Program for the Frail Elders (CMPFE) and other efforts of the Iowa Aging Network, there continue to be documented unmet needs throughout the state. This report is a compilation of unmet needs data reported to the Iowa Department on Aging (IDA) from the 13 Area Agencies on Aging. The sources for this data come from CMPFE case managers and SLP service providers under contract with the Area Agencies on Aging that have identified unmet service needs for older Iowans.

SLP unmet needs data is reported to Area Agencies on Aging by service providers under contract to provide SLP services and then submitted to IDA through the INAPIS reporting system. CMPFE unmet needs were reported through the CMPFE Seamless software by Case Managers during the development of a consumer service plan. This report is divided into separate SLP and CMPFE sections. It is possible that the some consumers may be included in both sections.

***This report is provided as a tool that identifies unmet needs of older Iowans that have contact with AAA's and their service providers and should not be considered all inclusive and definitive.***

## Document Description

<b>Unmet Needs Fast Facts:</b>	Provides a listing of quick facts related to CMFPE and SLP Unmet Needs reported during SFY 2010.	Page 4
<b>SLP Unmet Needs:</b>	Provides a listing of SLP reported Unmet Needs sorted by total units of service in descending order.	Page 5
<b>CMPFE Unmet Needs:</b>	Provides a listing of CMPFE reported Unmet Needs sorted by total units of service in descending order.	Page 6
<b>Unmet Needs Map:</b>	Provides a county mapping identifying which counties reported SLP and CMPFE Unmet Needs.	Pages 7 and 8
<b>Unmet Needs Graph:</b>	Provides graph comparing SLP and CMPFE unmet needs total units of service using CMPFE total units ranking in descending order as the base line.	Page 8
<b>Unmet Needs Mapping:</b>	Provides a county mapping of the top 10 total units of service with reported reasons for the unmet need excluding the service "Other".	Pages 9 to 18
<b>Unmet Needs by County, Service &amp; Reason:</b>	Provides an alphabetical listing of counties and SLP and CMPFE services reported as unmet needs and the total contacts, units and average units per contact by county, services and reported reasons.	Pages 19 to 44
<b>Data Source</b>	Data used for this report is data reported to the Department on Aging from Area Agencies on Aging through the CMPFE Seamless and INAPIS Reporting System.	
<b>Contact Totals</b>	Contact totals may or may not represent unduplicated contact counts and the same contact may be included in both the CMPFE and SLP reporting systems as well as one or more service unmet needs.	

## SFY 2010 SLP & CMPFE Unmet Needs Fast Facts

- **88** of Iowa's 99 counties reported SLP and/or CMPFE unmet needs
- Total reported SLP unmet needs units were **23,901**
- Total reported SLP unmet needs contacts were **4,054**
- Total reported CMPFE unmet needs units were **170,223**
- Total reported CMPFE unmet needs contacts were **13,118**
- **Homemaker** was reported as the highest number of SLP unmet need units at **6,445** and the highest number of SLP unmet need contacts at **1,114**
- **Respite** were reported as the highest number of CMPFE unmet need units at **32,540**
- **Chore** was reported as the highest number of CMPFE unmet need contacts at **2,363**
- Of the total SLP units, **61%** reported **No or Inadequate Funding** and **37%** reported **No Provider** as the unmet need reason.
- **92 %** of the total CMPFE units reported **No or Inadequate Funding** as the unmet need reason.

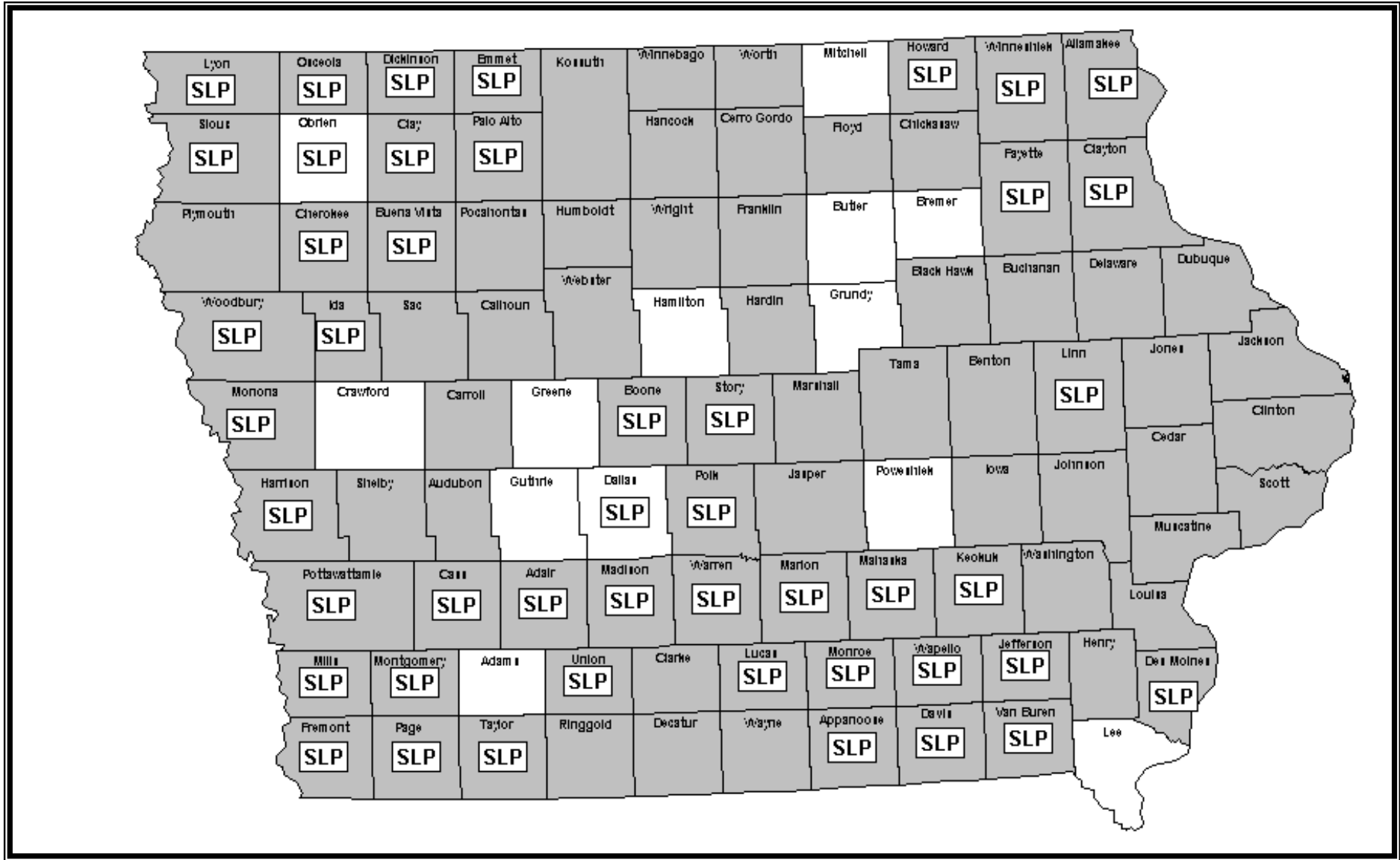
## SLP Unmet Needs SFY 2010

Service	Contacts	Units	Avg. Per Contact	Unit Of Measure	Rank By Units	Rank By Contacts	Rank By Avg. / Contact
Homemaker	1,114	6,445	5.8	1 hour	1	1	10
Visiting	493	3,476	7.1	1 visit	2	3	8
Home Delivered Meals	124	2,593	20.9	1 meal	3	9	3
Chore	291	2,288	7.9	1 hour	4	5	7
Respite	122	2,148	17.6	1 hour	5	10	4
Adult Daycare	55	1,760	32.0	1 hour	6	12	1
Transportation	443	1,278	2.9	1 one-way trip(s)	7	4	16
Personal Care	138	1,219	8.8	1 hour	8	8	6
Health Screening Well Elderly Clinics	626	758	1.2	1 hour	9	2	19
Assisted Transportation	151	579	3.8	1 one-way trip	10	7	13
Reassurance	26	307	11.8	1 contact	11	15	5
Emergency Response System	244	263	1.1	1 client	12	6	21
Grandparent Relative Support	5	160	32.0	1 client	13	20	2
Home Repair	68	140	2.1	1 hour	14	11	18
Assessment & Intervention	31	118	3.8	1 hour	15	13	14
Legal Assistance	29	108	3.7	1 hour	16	14	15
Medication Management	22	85	3.9	1 client	17	17	12
Preventive Health Promotion	17	72	4.2	1 contact	18	19	11
Mental Health Outreach	18	48	2.7	1/4 hour	19	18	17
Material Aide	25	27	1.1	1 client	20	16	20
Protective Payee Service	3	20	6.7	1 contact	21	22	9
Information & Assistance	5	5	1.0	1 contact	22	21	22

## CMPFE Unmet Needs SFY 2010

Service	Contacts	Units	Avg. Per Contact	Unit Of Measure	Rank By Units	Rank By Contacts	Rank By Avg. / Contact
Respite	764	32,540	42.6	1 hour	1	6	1
Transportation	1,795	26,337	14.7	1 one-way trip	2	2	6
Home Delivered Meals	1,023	23,947	23.4	1 meal	3	4	4
Chore	2,363	18,503	7.8	1 hour	4	1	17
Home Repair	545	14,780	27.1	1 hour	5	8	3
Material Aide	1,194	11,905	10.0	1 client	6	3	14
Adult Daycare	525	7,497	14.3	1 hour	7	10	7
Homemaker	489	6,514	13.3	1 hour	8	11	9
Visiting	446	4,949	11.1	1 visit	9	13	13
Mental Health Outreach	531	3,218	6.1	1/4 hour	10	9	19
Assisted Transportation	463	3,194	6.9	1 one-way trip	11	12	18
Nutrition Counseling	890	2,719	3.1	1 session	12	5	31
Caregiver Support	215	2,394	11.1	1 hour	13	15	12
Congregate Meals	122	2,323	19.0	1 meal	14	18	5
Counseling	216	1,944	9.0	1 hour	15	14	15
Personal Care	131	1,719	13.1	1 hour	16	17	10
Senior Center	42	1,212	28.9	1 hour	17	25	2
Emergency Response System	653	969	1.5	1 client	18	7	33
Nutrition Education	208	867	4.2	1 session	19	16	26
Medication Management	93	522	5.6	1 client	20	19	20
Reassurance	44	491	11.2	1 contact	21	23	11
Advocacy	72	396	5.5	1 hour	22	21	21
Legal Assistance	82	320	3.9	1 hour	23	20	28
Protective Payee Service	65	281	4.3	1 contact	24	22	25
Preventive Health Promotion	15	200	13.3	1 contact	25	27	8
Retired Service Volunteer Program	44	153	3.5	1 placement	26	24	30
Training & Education	14	113	8.1	1 hour	27	28	16
Adult Consumer Protection Service	16	72	4.5	1 hour	28	26	24
Outreach	13	61	4.7	1 contact	29	29	23
Information & Assistance	10	37	3.7	1 contact	30	32	29
Assessment & Intervention	5	20	4.0	1 hour	31	34	27
Employment	12	12	1.0	1 placement	32	30	34
Grandparent Relative Support	6	12	2.0	1 client	33	33	32
Placement Service	12	12	1.0	1 hour	34	31	35

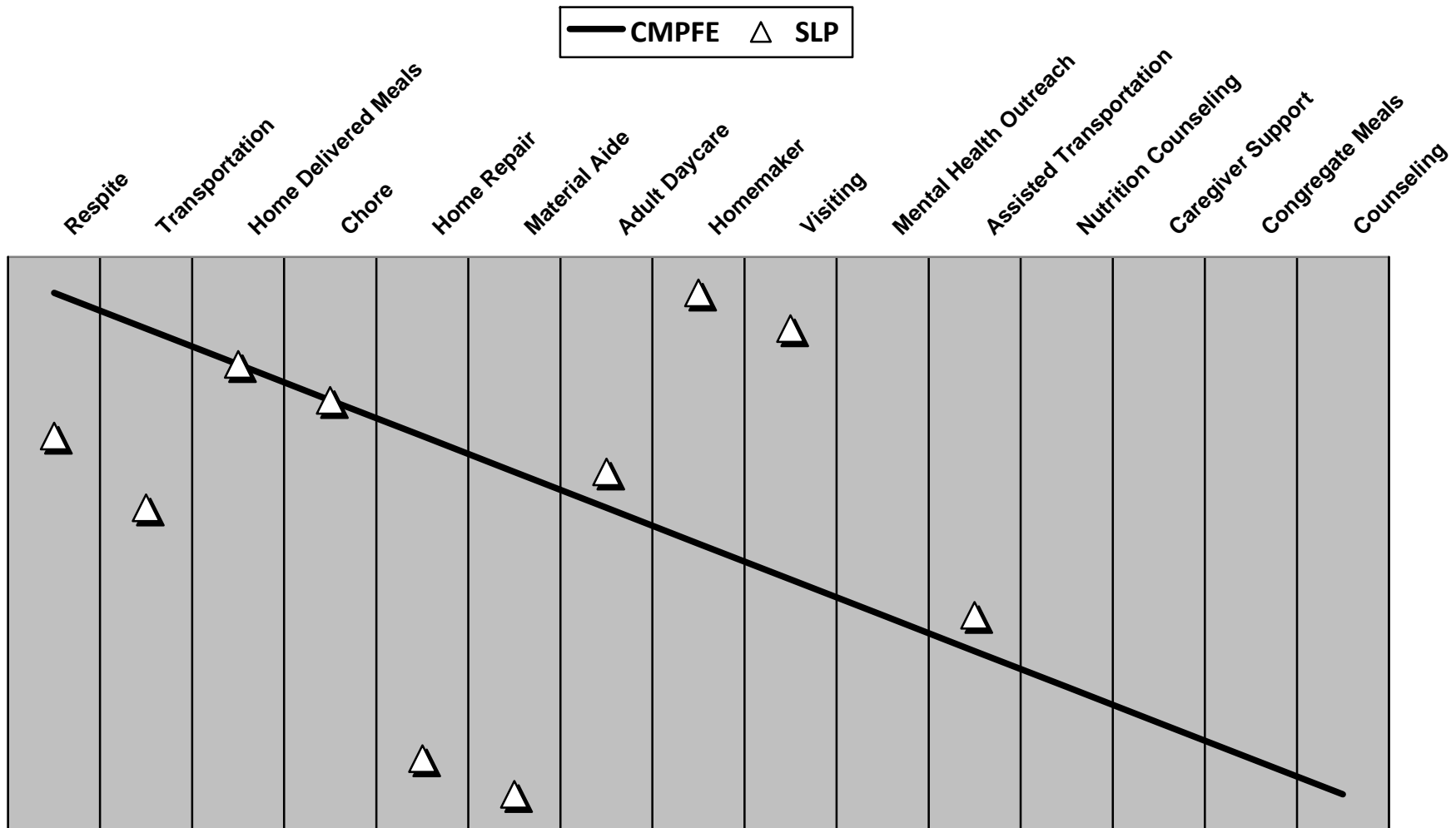
# Counties Reporting Unmet Needs in SFY2010



■ Reported CMPFE Unmet Needs

SLP ■ Reported SLP Unmet Needs

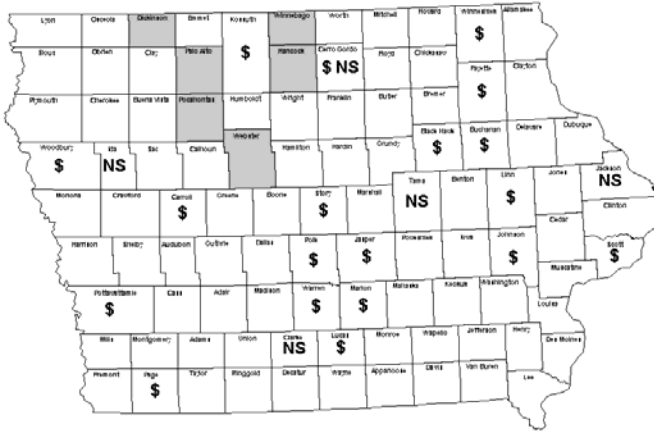
## SFY 2010 CMPFE & SLP Unmet Needs by Unit Ranking Top 15 CMFPE Unmet Needs in Descending Order as Baseline



**Respite** were reported to be the highest number of CMPFE unmet need units at **32,540** and **Homemaker** were reported as the highest number of SLP unmet need units at **6,445**.

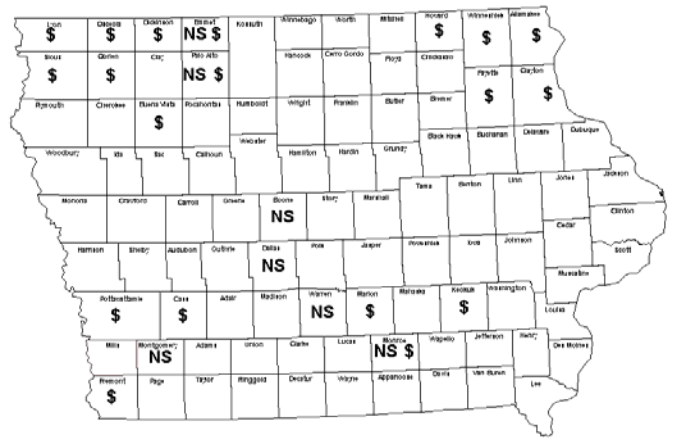
## CMPFE

**Respite**  
**Contacts: 764**  
**Units: 32,540**



## SLP

**Homemaker**  
**Contacts: 1,114**  
**Units: 6,445**



■ No Provider    \$ No Funding / Funding Inadequate    NS No Staffing

## CMPFE

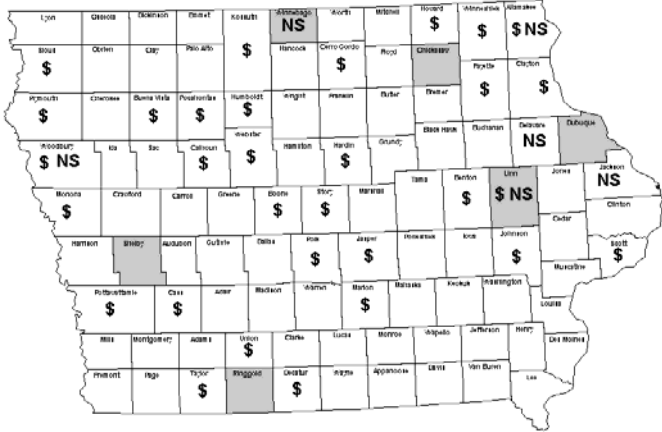
No Provider	No Funding / Funding Inadequate		No Staffing
Dickinson	Black Hawk	Marion	Cerro Gordo
Hancock	Buchanan	Page	Clarke
Palo Alto	Carroll	Polk	Ida
Pocahontas	Cerro Gordo	Pottawattamie	Jackson
Webster	Fayette	Scott	Tama
Winnebago	Jasper	Story	
	Johnson	Warren	
	Kossuth	Winneshiek	
	Linn	Woodbury	
	Lucas		

## SLP

No Provider	No Funding / Funding Inadequate		No Staffing
None	Allamakee	Boone	
	Buena Vista	Dallas	
	Cass	Emmet	
	Clayton	Monroe	
	Dickinson	Montgomery	
	Emmet	Palo Alto	
	Fayette	Warren	
	Fremont		
	Howard		
	Keokuk		
	Lyon		
	Marion		
	Monroe		
	O'Brien		
	Osceola		
	Palo Alto		
	Pottawattamie		
	Sioux		
	Winneshiek		

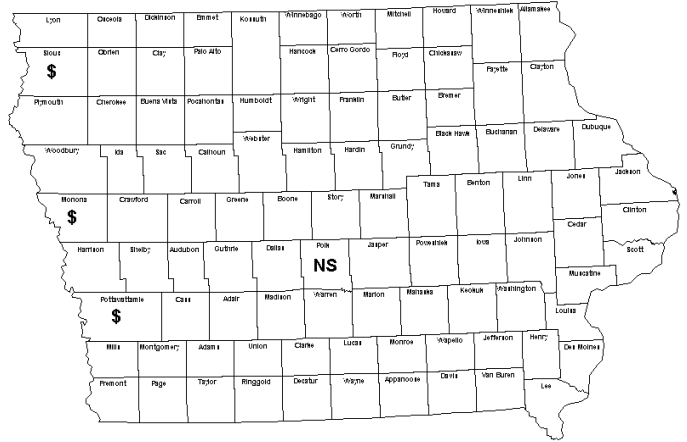
## CMPFE

**Transportation**  
**Contacts: 1,795**  
**Units: 26,337**



## SLP

**Visiting**  
**Contacts: 493**  
**Units: 3,476**



**■ No Provider** **\$ No Funding / Funding Inadequate** **NS No Staffing**

## CMPFE

## SLP

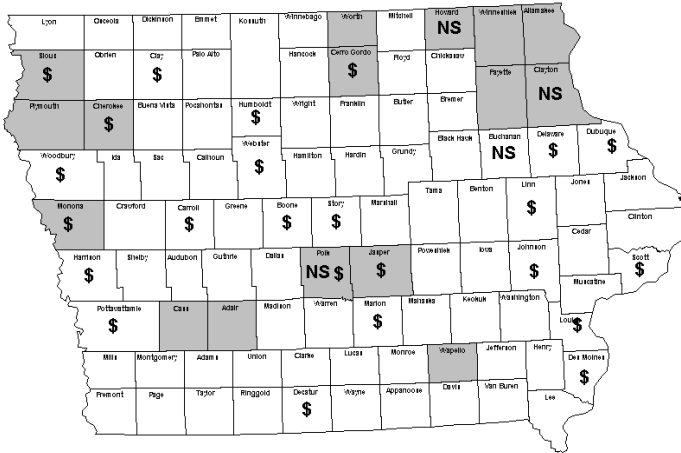
No Provider		No Funding / Funding Inadequate		No Staffing	No Provider	No Funding / Funding Inadequate	No Staffing
Allamakee	Monona	Allamakee	Linn	Allamakee	None	Monona	Polk
Cass	Muscatine	Benton	Marion	Delaware		Pottawattamie	
Cerro Gordo	Pocahontas	Boone	Monona	Jackson		Sioux	
Chickasaw	Pottawattamie	Buena Vista	Plymouth	Linn			
Clayton	Ringgold	Calhoun	Pocahontas	Winnebago			
Delaware	Shelby	Cass	Polk	Woodbury			
Dubuque	Sioux	Cerro Gordo	Pottawattamie				
Fayette	Tama	Clayton	Scott				
Hancock	Taylor	Decatur	Sioux				
Hardin	Union	Fayette	Story				
Humboldt	Webster	Hardin	Taylor				
Linn	Winnebago	Howard	Union				
Lyon	Woodbury	Humboldt	Webster				
		Jasper	Winneshiek				
		Johnson	Woodbury				
		Kossuth					

## CMPFE

### Home Delivered Meals

Contacts: 1,023

Units: 23,947

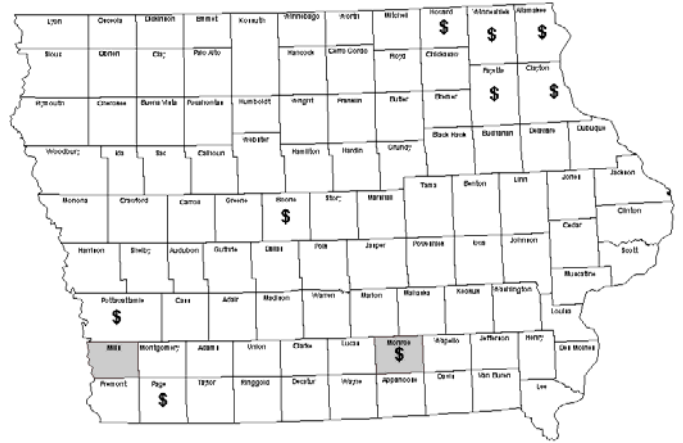


## SLP

### Home Delivered Meals

Contacts: 124

Units: 2,593



■ No Provider    \$ No Funding / Funding Inadequate    NS No Staffing

## CMPFE

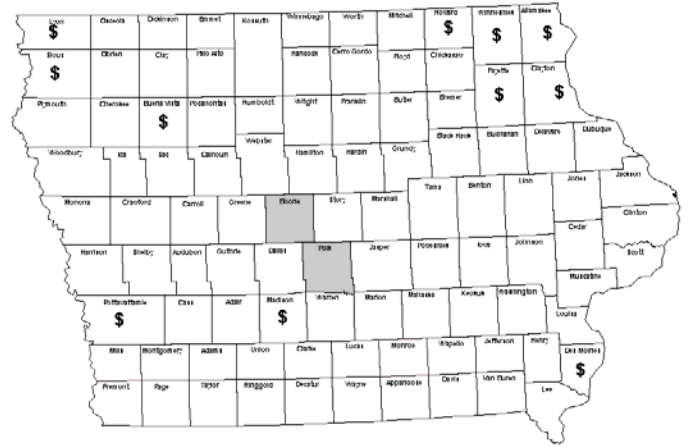
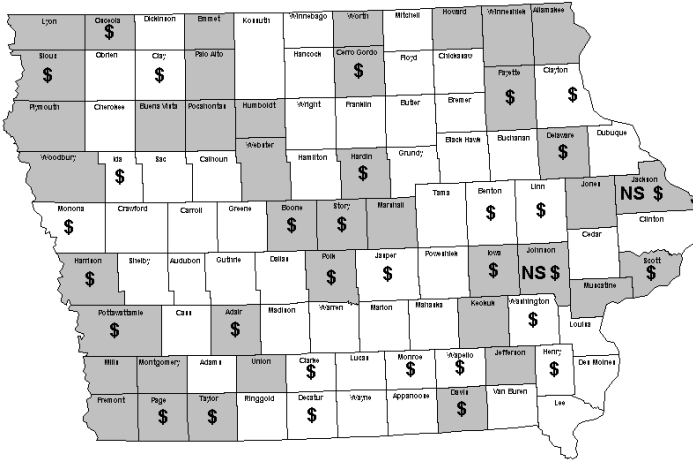
No Provider	No Funding / Funding Inadequate		No Staffing
Adair	Boone	Johnson	Buchanan
Allamakee	Carroll	Linn	Clayton
Cass	Cerro Gordo	Louisa	Howard
Cerro Gordo	Cherokee	Marion	Polk
Cherokee	Clay	Monona	
Clayton	Decatur	Polk	
Fayette	Delaware	Pottawattamie	
Howard	Des Moines	Scott	
Jasper	Dubuque	Sioux	
Monona	Harrison	Story	
Plymouth	Humboldt	Webster	
Polk	Jasper	Woodbury	
Sioux			
Wapello			
Winneshiek			
Worth			

## SLP

No Provider	No Funding / Funding Inadequate	No Staffing
Mills	Allamakee	None
Monroe	Boone	
	Clayton	
	Fayette	
	Howard	
	Monroe	
	Page	
	Pottawattamie	
	Winneshiek	

**CMPFE  
Chore**  
Contacts: 2,363  
Units: 18,503

**SLP  
Chore**  
Contacts: 291  
Units: 2,288



■ No Provider \$ No Funding / Funding Inadequate NS No Staffing

**CMPFE**

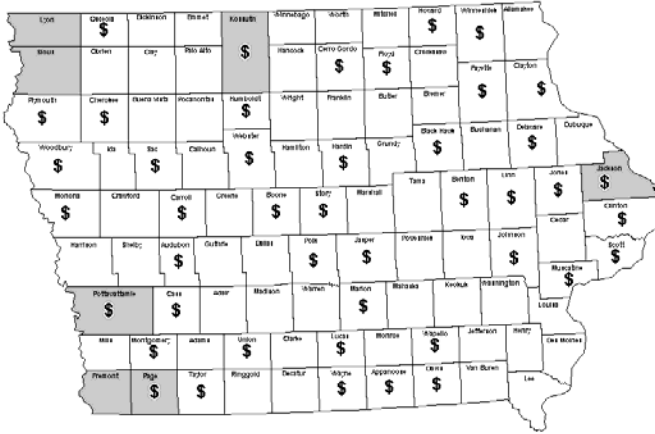
**SLP**

No Provider		No Funding / Funding Inadequate		No Staffing
Adair	Marshall	Adair	Jackson	Jackson
Allamakee	Mills	Benton	Jasper	Johnson
Boone	Montgomery	Boone	Johnson	
Buena Vista	Muscatine	Cerro Gordo	Linn	
Cerro Gordo	Osceola	Clarke	Monona	
Davis	Page	Clay	Monroe	
Delaware	Palo Alto	Clayton	Osceola	
Emmet	Plymouth	Davis	Page	
Fayette	Pocahontas	Decatur	Polk	
Fremont	Polk	Delaware	Pottawattamie	
Hardin	Pottawattamie	Fayette	Scott	
Harrison	Scott	Hardin	Sioux	
Howard	Sioux	Harrison	Story	
Humboldt	Story	Henry	Taylor	
Iowa	Taylor	Ida	Wapello	
Jackson	Union	Iowa	Washington	
Jefferson	Webster	Adair	Jackson	
Johnson	Winneshiek	Benton	Jasper	
Jones	Woodbury	Boone	Johnson	
Keokuk	Worth	Cerro Gordo	Linn	
Lyon				

No Provider	No Funding / Funding Inadequate	No Staffing
Boone	Allamakee	None
Polk	Buena Vista	
	Clayton	
	Des Moines	
	Fayette	
	Howard	
	Lyon	
	Madison	
	Pottawattamie	
	Sioux	
	Winneshiek	

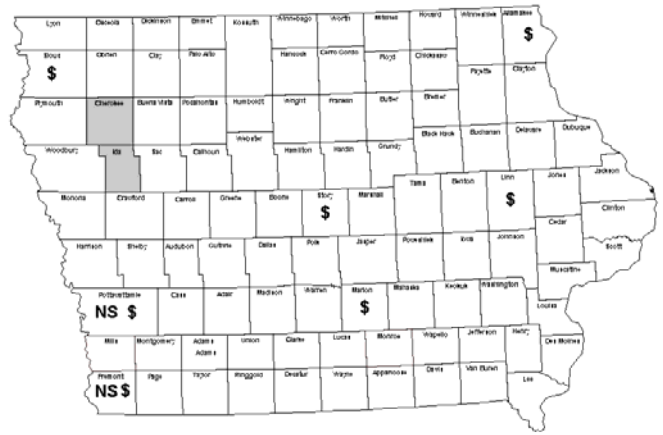
## CMPFE

**Home Repair**  
**Contacts: 545**  
**Units: 14,780**



## SLP

**Respite**  
**Contacts: 122**  
**Units: 2,148**



■ No Provider    \$ No Funding / Funding Inadequate    NS No Staffing

## CMPFE

No Provider	No Funding / Funding Inadequate	No Staffing
Fremont	Appanoose    Kossuth	None
Jackson	Audubon    Linn	
Kossuth	Benton    Lucas	
Lyon	Black Hawk    Marion	
Page	Boone    Monona	
Pottawattamie	Carroll    Montgomery	
Sioux	Cass    Muscatine	
	Cerro Gordo    Osceola	
	Cherokee    Page	
	Clayton    Plymouth	
	Clinton    Polk	
	Davis    Pottawattamie	
	Delaware    Sac	
	Fayette    Scott	
	Floyd    Story	
	Hardin    Taylor	
	Howard    Union	
	Humboldt    Wapello	
	Jackson    Wayne	
	Jasper    Webster	
	Johnson    Winnebago	
	Jones    Woodbury	

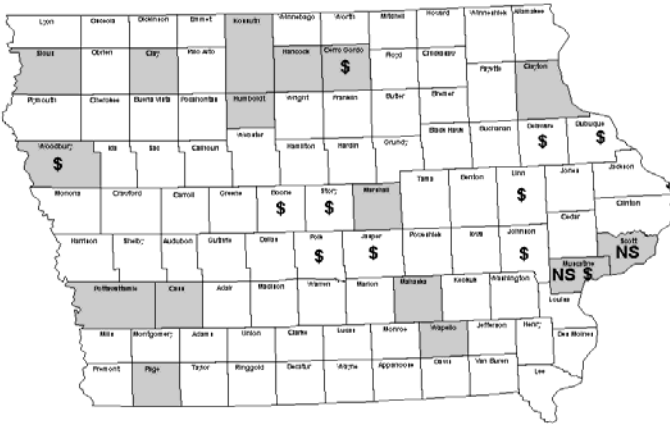
## SLP

No Provider	No Funding / Funding Inadequate	No Staffing
Cherokee	Allamakee	Fremont
Ida	Fremont	Pottawattamie
	Linn	
	Marion	
	Pottawattamie	
	Sioux	
	Story	



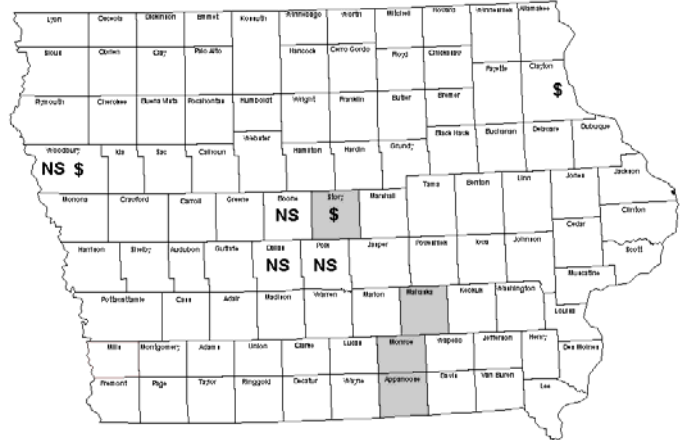
## CMPFE

**Adult Daycare**  
**Contacts: 525**  
**Units: 7,497**



## SLP

**Transportation**  
**Contacts: 443**  
**Units: 1.278**



■ No Provider \$ No Funding / Funding Inadequate NS No Staffing

## CMPFE

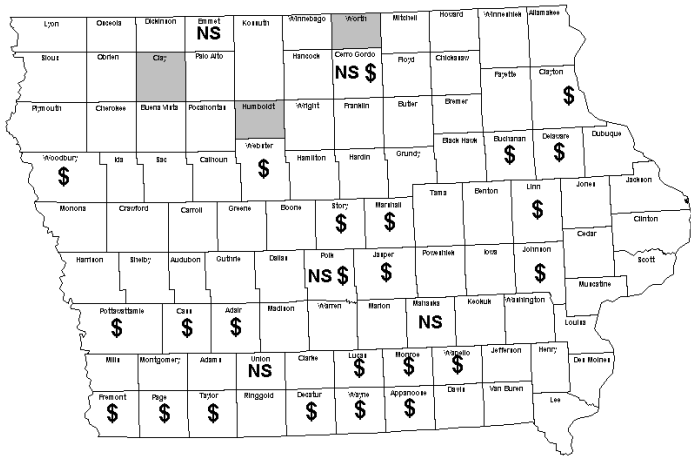
No Provider	No Funding / Funding Inadequate	No Staffing
Cass	Boone	Muscatine
Cerro Gordo	Cerro Gordo	Scott
Clay	Delaware	
Clayton	Dubuque	
Hancock	Jasper	
Humboldt	Johnson	
Kossuth	Linn	
Mahaska	Muscatine	
Marshall	Polk	
Muscatine	Story	
Page	Woodbury	
Pottawattamie		
Scott		
Sioux		
Wapello		
Woodbury		

## SLP

No Provider	No Funding / Funding Inadequate	No Staffing
Appanoose	Clayton	Boone
Mahaska	Story	Dallas
Monroe	Woodbury	Polk
Story		Woodbury

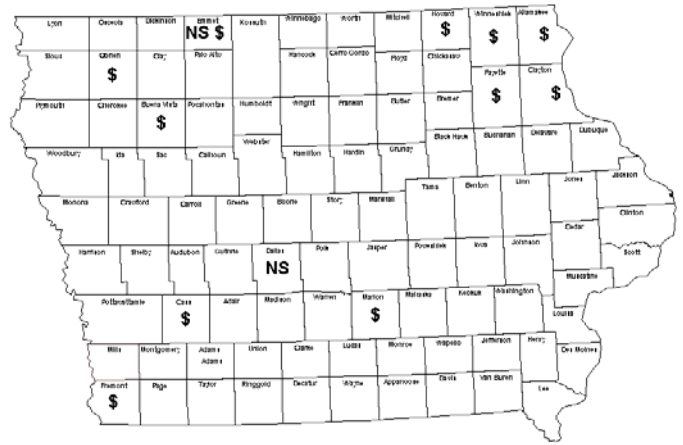
## CMPFE

**Homemaker**  
**Contacts: 489**  
**Units: 6,514**



## SLP

**Personal Care**  
**Contacts: 138**  
**Units: 1,219**



■ No Provider \$ No Funding / Funding Inadequate NS No Staffing

### CMPFE

No Provider	No Funding / Funding Inadequate		No Staffing
Clay	Adair	Lucas	Cerro Gordo
Humboldt	Appanoose	Marshall	Emmet
Worth	Buchanan	Monroe	Mahaska
	Cass	Page	Polk
	Cerro Gordo	Polk	Union
	Clayton	Pottawattamie	
	Decatur	Story	
	Delaware	Taylor	
	Fremont	Wapello	
	Jasper	Wayne	
	Johnson	Webster	
	Linn	Woodbury	

### SLP

No Provider	No Funding / Funding Inadequate	No Staffing
None	Allamakee	Dallas
	Buena Vista	Emmet
	Cass	
	Clayton	
	Emmet	
	Fayette	
	Fremont	
	Howard	
	Marion	
	O'Brien	
	Winneshiek	

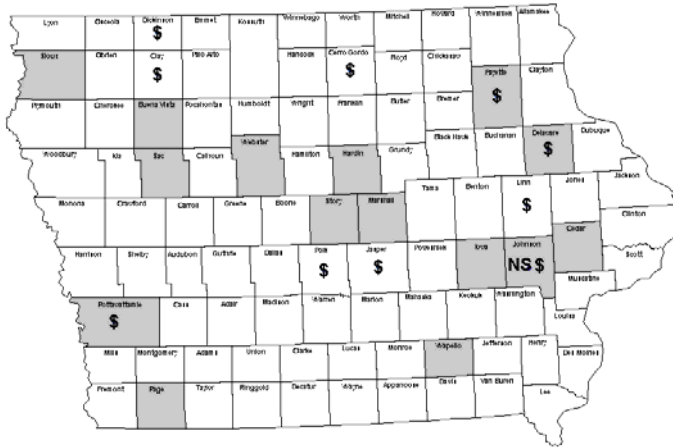


## CMPFE

### Mental Health Outreach

Contacts: 531

Units: 3,218

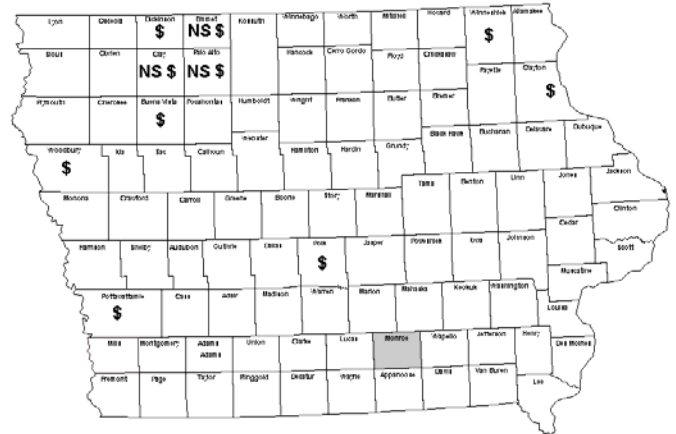


## SLP

### Assisted Transportation

Contacts: 579

Units: 151



■ No Provider    \$ No Funding / Funding Inadequate    NS No Staffing

## CMPFE

No Provider	No Funding / Funding Inadequate	No Staffing
Buena Vista	Cerro Gordo	Johnson
Cedar	Clay	
Delaware	Delaware	
Fayette	Dickinson	
Hardin	Fayette	
Iowa	Jasper	
Johnson	Johnson	
Marshall	Linn	
Page	Polk	
Pottawattamie	Pottawattamie	
Sac		
Sioux		
Story		
Wapello		
Webster		

## SLP

No Provider	No Funding / Funding Inadequate	No Staffing
Monroe	Buena Vista	Clay
	Clay	Emmet
	Clayton	Palo Alto
	Dickinson	
	Emmet	
	Palo Alto	
	Polk	
	Pottawattamie	
	Winneshiek	
	Woodbury	

SLP  
Unmet Needs by County and Service and Reason  
(SFY 2010)

<u>Adair</u>				<u>Buena Vista</u>			
	<u>Contacts</u>	<u>Units</u>	<u>Avg/Cont</u>		<u>Contacts</u>	<u>Units</u>	<u>Avg/Cont</u>
<b>Legal Assistance</b>	<b>1</b>	<b>4</b>	<b>4.0</b>	<b>Assisted Transportation</b>	<b>7</b>	<b>16</b>	<b>2.3</b>
No Funding	1	4	4.0	No Funding	7	16	2.3
<u>Allamakee</u>				<u>Chore</u>			
	<u>Contacts</u>	<u>Units</u>	<u>Avg/Cont</u>		<u>Contacts</u>	<u>Units</u>	<u>Avg/Cont</u>
<b>Chore</b>	<b>4</b>	<b>20</b>	<b>5.0</b>	No Funding	35	29	0.8
No Funding	4	20	5.0	<b>Home Repair</b>	<b>7</b>	<b>19</b>	<b>2.7</b>
<b>Emergency Response System</b>	<b>16</b>	<b>16</b>	<b>1.0</b>	No Funding	7	19	2.7
No Funding	16	16	1.0	<b>Homemaker</b>	<b>49</b>	<b>216</b>	<b>4.4</b>
<b>Home Delivered Meals</b>	<b>12</b>	<b>240</b>	<b>20.0</b>	No Funding	49	216	4.4
No Funding	12	240	20.0	<b>Legal Assistance</b>	<b>1</b>	<b>2</b>	<b>2.0</b>
<b>Homemaker</b>	<b>13</b>	<b>95</b>	<b>7.3</b>	No Funding	1	2	2.0
No Funding	13	95	7.3	<b>Mental Health Outreach</b>	<b>3</b>	<b>8</b>	<b>2.7</b>
<b>Personal Care</b>	<b>1</b>	<b>5</b>	<b>5.0</b>	No Funding	3	8	2.7
No Funding	1	5	5.0	<b>Personal Care</b>	<b>14</b>	<b>189</b>	<b>13.5</b>
<b>Respite</b>	<b>1</b>	<b>20</b>	<b>20.0</b>	No Funding	14	189	13.5
No Funding	1	20	20.0	<u>Cass</u>			
<u>Appanoose</u>				<u>Contacts</u>	<u>Units</u>	<u>Avg/Cont</u>	
	<u>Contacts</u>	<u>Units</u>	<u>Avg/Cont</u>	<b>Homemaker</b>	<b>1</b>	<b>52</b>	<b>52.0</b>
<b>Legal Assistance</b>	<b>3</b>	<b>13</b>	<b>4.3</b>	No Funding	1	52	52.0
Unable to Staff	3	13	4.3	<b>Personal Care</b>	<b>1</b>	<b>360</b>	<b>360.0</b>
<b>Boone</b>	<b>6</b>	<b>24</b>	<b>4.0</b>	No Funding	1	360	360.0
	<u>Contacts</u>	<u>Units</u>	<u>Avg/Cont</u>	<u>Cherokee</u>			
<b>Chore</b>	<b>6</b>	<b>24</b>	<b>4.0</b>		<u>Contacts</u>	<u>Units</u>	<u>Avg/Cont</u>
No Provider	6	24	4.0	<b>Legal Assistance</b>	<b>2</b>	<b>4</b>	<b>2.0</b>
<b>Emergency Response System</b>	<b>3</b>	<b>3</b>	<b>1.0</b>	No Funding	2	4	2.0
No Funding	3	3	1.0	<b>Respite</b>	<b>2</b>	<b>40</b>	<b>20.0</b>
<b>Home Delivered Meals</b>	<b>1</b>	<b>1</b>	<b>1.0</b>	No Provider	2	40	20.0
No Funding	1	1	1.0	<u>Clay</u>			
<b>Home Repair</b>	<b>7</b>	<b>7</b>	<b>1.0</b>		<u>Contacts</u>	<u>Units</u>	<u>Avg/Cont</u>
No Funding	7	7	1.0	<b>Assisted Transportation</b>	<b>24</b>	<b>76</b>	<b>3.2</b>
<b>Homemaker</b>	<b>4</b>	<b>16</b>	<b>4.0</b>	No Funding	21	67	3.2
Unable to Staff	4	16	4.0	Unable to Staff	3	9	3.0
<b>Material Aide</b>	<b>25</b>	<b>27</b>	<b>1.1</b>	<b>Legal Assistance</b>	<b>3</b>	<b>16</b>	<b>5.3</b>
No Funding	25	27	1.1	No Funding	3	16	5.3
<b>Transportation</b>	<b>10</b>	<b>21</b>	<b>2.1</b>	<b>Mental Health Outreach</b>	<b>3</b>	<b>8</b>	<b>2.7</b>
Unable to Staff	10	21	2.1	No Funding	3	8	2.7
				<b>Reassurance</b>	<b>4</b>	<b>15</b>	<b>3.8</b>
				No Funding	4	15	3.8

SLP  
Unmet Needs by County and Service and Reason  
(SFY 2010)

<u>Clayton</u>				<u>Emmet</u>			
	<u>Contacts</u>	<u>Units</u>	<u>Avg/Cont</u>		<u>Contacts</u>	<u>Units</u>	<u>Avg/Cont</u>
<b>Assisted Transportation</b>	<b>3</b>	<b>20</b>	<b>6.7</b>	<b>Assisted Transportation</b>	<b>7</b>	<b>17</b>	<b>2.4</b>
No Funding	3	20	6.7	No Funding	6	12	2.0
<b>Chore</b>	<b>25</b>	<b>125</b>	<b>5.0</b>	Unable to Staff	1	5	5.0
No Funding	25	125	5.0	<b>Home Repair</b>	<b>7</b>	<b>19</b>	<b>2.7</b>
<b>Emergency Response System</b>	<b>37</b>	<b>37</b>	<b>1.0</b>	No Funding	7	19	2.7
No Funding	37	37	1.0	<b>Homemaker</b>	<b>150</b>	<b>910</b>	<b>6.1</b>
<b>Home Delivered Meals</b>	<b>11</b>	<b>220</b>	<b>20.0</b>	No Funding	141	879	6.2
No Funding	11	220	20.0	Unable to Staff	9	31	3.4
<b>Homemaker</b>	<b>24</b>	<b>120</b>	<b>5.0</b>	<b>Personal Care</b>	<b>74</b>	<b>475</b>	<b>6.4</b>
No Funding	24	120	5.0	No Funding	71	463	6.5
<b>Personal Care</b>	<b>2</b>	<b>10</b>	<b>5.0</b>	Unable to Staff	3	12	4.0
No Funding	2	10	5.0	<b>Reassurance</b>	<b>22</b>	<b>292</b>	<b>13.3</b>
<b>Transportation</b>	<b>1</b>	<b>10</b>	<b>10.0</b>	No Funding	22	292	13.3
No Funding	1	10	10.0	<b>Fayette</b>	<b>Contacts</b>	<b>Units</b>	<b>Avg/Cont</b>
<b>Dallas</b>	<b>Contacts</b>	<b>Units</b>	<b>Avg/Cont</b>	<b>Chore</b>	<b>21</b>	<b>108</b>	<b>5.1</b>
<b>Homemaker</b>	<b>38</b>	<b>95</b>	<b>2.5</b>	No Funding	21	108	5.1
Unable to Staff	38	95	2.5	<b>Emergency Response System</b>	<b>75</b>	<b>75</b>	<b>1.0</b>
<b>Personal Care</b>	<b>3</b>	<b>3</b>	<b>1.0</b>	No Funding	75	75	1.0
Unable to Staff	3	3	1.0	<b>Home Delivered Meals</b>	<b>15</b>	<b>262</b>	<b>17.5</b>
<b>Transportation</b>	<b>128</b>	<b>306</b>	<b>2.4</b>	No Funding	15	262	17.5
Unable to Staff	128	306	2.4	<b>Homemaker</b>	<b>47</b>	<b>227</b>	<b>4.8</b>
<b>Des Moines</b>	<b>Contacts</b>	<b>Units</b>	<b>Avg/Cont</b>	No Funding	47	227	4.8
<b>Chore</b>	<b>16</b>	<b>49</b>	<b>3.1</b>	<b>Personal Care</b>	<b>11</b>	<b>55</b>	<b>5.0</b>
No Funding	16	49	3.1	No Funding	11	55	5.0
<b>Dickinson</b>	<b>Contacts</b>	<b>Units</b>	<b>Avg/Cont</b>				
<b>Assisted Transportation</b>	<b>5</b>	<b>10</b>	<b>2.0</b>				
No Funding	5	10	2.0				
<b>Home Repair</b>	<b>7</b>	<b>19</b>	<b>2.7</b>				
No Funding	7	19	2.7				
<b>Homemaker</b>	<b>4</b>	<b>15</b>	<b>3.8</b>				
No Funding	4	15	3.8				
<b>Legal Assistance</b>	<b>1</b>	<b>8</b>	<b>8.0</b>				
No Funding	1	8	8.0				
<b>Mental Health Outreach</b>	<b>3</b>	<b>8</b>	<b>2.7</b>				
No Funding	3	8	2.7				

SLP  
Unmet Needs by County and Service and Reason  
(SFY 2010)

<u>Fremont</u>				<u>Jefferson</u>			
	<u>Contacts</u>	<u>Units</u>	<u>Avg/Cont</u>		<u>Contacts</u>	<u>Units</u>	<u>Avg/Cont</u>
<b>Assessment &amp; Intervention</b>	<b>29</b>	<b>116</b>	<b>4.0</b>	<b>Legal Assistance</b>	<b>2</b>	<b>9</b>	<b>4.5</b>
No Funding	29	116	4.0	Unable to Staff	2	9	4.5
<b>Emergency Response System</b>	<b>15</b>	<b>15</b>	<b>1.0</b>	<b>Keokuk</b>	<b>Contacts</b>	<b>Units</b>	<b>Avg/Cont</b>
No Funding	15	15	1.0	<b>Homemaker</b>	<b>81</b>	<b>412</b>	<b>5.1</b>
<b>Homemaker</b>	<b>44</b>	<b>740</b>	<b>16.8</b>	No Funding	81	412	5.1
No Funding	44	740	16.8	<b>Legal Assistance</b>	<b>1</b>	<b>2</b>	<b>2.0</b>
<b>Medication Management</b>	<b>21</b>	<b>84</b>	<b>4.0</b>	Unable to Staff	1	2	2.0
No Funding	16	64	4.0	<b>Linn</b>	<b>Contacts</b>	<b>Units</b>	<b>Avg/Cont</b>
No Provider	5	20	4.0	<b>Adult Daycare</b>	<b>10</b>	<b>392</b>	<b>39.2</b>
<b>Personal Care</b>	<b>8</b>	<b>32</b>	<b>4.0</b>	No Funding	10	392	39.2
No Funding	8	32	4.0	<b>Respite</b>	<b>18</b>	<b>358</b>	<b>19.9</b>
<b>Respite</b>	<b>6</b>	<b>40</b>	<b>6.7</b>	No Funding	18	358	19.9
No Funding	4	24	6.0	<b>Lyon</b>	<b>Contacts</b>	<b>Units</b>	<b>Avg/Cont</b>
Unable to Staff	2	16	8.0	<b>Chore</b>	<b>4</b>	<b>11</b>	<b>2.8</b>
<b>Harrison</b>	<b>Contacts</b>	<b>Units</b>	<b>Avg/Cont</b>	No Funding	4	11	2.8
<b>Health Screening Well Elderly</b>	<b>72</b>	<b>72</b>	<b>1.0</b>	<b>Homemaker</b>	<b>106</b>	<b>631</b>	<b>6.0</b>
No Funding	72	72	1.0	No Funding	106	631	6.0
<b>Howard</b>	<b>Contacts</b>	<b>Units</b>	<b>Avg/Cont</b>	<b>Legal Assistance</b>	<b>1</b>	<b>4</b>	<b>4.0</b>
<b>Chore</b>	<b>20</b>	<b>100</b>	<b>5.0</b>	No Funding	1	4	4.0
No Funding	20	100	5.0	<b>Mental Health Outreach</b>	<b>3</b>	<b>8</b>	<b>2.7</b>
<b>Emergency Response System</b>	<b>48</b>	<b>58</b>	<b>1.2</b>	No Funding	3	8	2.7
No Funding	48	58	1.2	<b>Madison</b>	<b>Contacts</b>	<b>Units</b>	<b>Avg/Cont</b>
<b>Grandparent Relative Support</b>	<b>5</b>	<b>160</b>	<b>32.0</b>	<b>Chore</b>	<b>31</b>	<b>89</b>	<b>2.9</b>
No Funding	5	160	32.0	No Funding	31	89	2.9
<b>Home Delivered Meals</b>	<b>32</b>	<b>640</b>	<b>20.0</b>	<b>Mahaska</b>	<b>Contacts</b>	<b>Units</b>	<b>Avg/Cont</b>
No Funding	32	640	20.0	<b>Legal Assistance</b>	<b>1</b>	<b>5</b>	<b>5.0</b>
<b>Homemaker</b>	<b>35</b>	<b>169</b>	<b>4.8</b>	Unable to Staff	1	5	5.0
No Funding	35	169	4.8	<b>Marion</b>	<b>Contacts</b>	<b>Units</b>	<b>Avg/Cont</b>
<b>Personal Care</b>	<b>2</b>	<b>10</b>	<b>5.0</b>	<b>Homemaker</b>	<b>6</b>	<b>24</b>	<b>4.0</b>
No Funding	2	10	5.0	No Funding	6	24	4.0
<b>Ida</b>	<b>Contacts</b>	<b>Units</b>	<b>Avg/Cont</b>	<b>Personal Care</b>	<b>12</b>	<b>41</b>	<b>3.4</b>
<b>Legal Assistance</b>	<b>2</b>	<b>4</b>	<b>2.0</b>	No Funding	12	41	3.4
No Funding	2	4	2.0	<b>Respite</b>	<b>1</b>	<b>4</b>	<b>4.0</b>
<b>Respite</b>	<b>1</b>	<b>20</b>	<b>20.0</b>	No Funding	1	4	4.0
No Provider	1	20	20.0				

SLP  
Unmet Needs by County and Service and Reason  
(SFY 2010)

<u>Mills</u>	<u>Contacts</u>	<u>Units</u>	<u>Avg/Cont</u>
<b>Home Delivered Meals</b>	<b>2</b>	<b>50</b>	<b>25.0</b>
No Provider	2	50	25.0

<u>Monona</u>	<u>Contacts</u>	<u>Units</u>	<u>Avg/Cont</u>
<b>Emergency Response System</b>	<b>2</b>	<b>2</b>	<b>1.0</b>
No Funding	2	2	1.0
<b>Visiting</b>	<b>3</b>	<b>32</b>	<b>10.7</b>
No Funding	3	32	10.7

<u>Monroe</u>	<u>Contacts</u>	<u>Units</u>	<u>Avg/Cont</u>
<b>Assisted Transportation</b>	<b>3</b>	<b>6</b>	<b>2.0</b>
No Provider	3	6	2.0
<b>Emergency Response System</b>	<b>2</b>	<b>2</b>	<b>1.0</b>
No Funding	2	2	1.0
<b>Home Delivered Meals</b>	<b>1</b>	<b>20</b>	<b>20.0</b>
No Funding	1	20	20.0
<b>Homemaker</b>	<b>3</b>	<b>7</b>	<b>2.3</b>
No Funding	2	2	1.0
Unable to Staff	1	5	5.0

<u>Montgomery</u>	<u>Contacts</u>	<u>Units</u>	<u>Avg/Cont</u>
<b>Homemaker</b>	<b>3</b>	<b>22</b>	<b>7.3</b>
Unable to Staff	3	22	7.3

<u>Obrien</u>	<u>Contacts</u>	<u>Units</u>	<u>Avg/Cont</u>
<b>Health Screening Well Elderly</b>	<b>553</b>	<b>685</b>	<b>1.2</b>
No Funding	553	685	1.2
<b>Home Repair</b>	<b>7</b>	<b>19</b>	<b>2.7</b>
No Funding	7	19	2.7
<b>Homemaker</b>	<b>113</b>	<b>215</b>	<b>1.9</b>
No Funding	113	215	1.9
<b>Legal Assistance</b>	<b>1</b>	<b>2</b>	<b>2.0</b>
No Funding	1	2	2.0
<b>Mental Health Outreach</b>	<b>3</b>	<b>8</b>	<b>2.7</b>
No Funding	3	8	2.7
<b>Personal Care</b>	<b>2</b>	<b>8</b>	<b>4.0</b>
No Funding	2	8	4.0
<b>Preventive Health Promotion</b>	<b>12</b>	<b>63</b>	<b>5.3</b>
No Funding	12	63	5.3

<u>Osceola</u>	<u>Contacts</u>	<u>Units</u>	<u>Avg/Cont</u>
<b>Home Repair</b>	<b>7</b>	<b>19</b>	<b>2.7</b>
No Funding	7	19	2.7
<b>Homemaker</b>	<b>12</b>	<b>54</b>	<b>4.5</b>
No Funding	12	54	4.5

<u>Page</u>	<u>Contacts</u>	<u>Units</u>	<u>Avg/Cont</u>
<b>Home Delivered Meals</b>	<b>6</b>	<b>120</b>	<b>20.0</b>
No Funding	6	120	20.0

<u>Palo Alto</u>	<u>Contacts</u>	<u>Units</u>	<u>Avg/Cont</u>
<b>Assisted Transportation</b>	<b>32</b>	<b>56</b>	<b>1.8</b>
No Funding	28	48	1.7
Unable to Staff	4	8	2.0
<b>Home Repair</b>	<b>7</b>	<b>19</b>	<b>2.7</b>
No Funding	7	19	2.7
<b>Homemaker</b>	<b>108</b>	<b>245</b>	<b>2.3</b>
No Funding	98	224	2.3
Unable to Staff	10	21	2.1
<b>Mental Health Outreach</b>	<b>3</b>	<b>8</b>	<b>2.7</b>
No Funding	3	8	2.7

<u>Polk</u>	<u>Contacts</u>	<u>Units</u>	<u>Avg/Cont</u>
<b>Assisted Transportation</b>	<b>13</b>	<b>125</b>	<b>9.6</b>
No Funding	13	125	9.6
<b>Caregiver Support</b>	<b>1</b>	<b>1</b>	<b>1.0</b>
No Provider	1	1	1.0
<b>Chore</b>	<b>1</b>	<b>1</b>	<b>1.0</b>
No Provider	1	1	1.0
<b>Home Repair</b>	<b>1</b>	<b>1</b>	<b>1.0</b>
No Funding	1	1	1.0
<b>Nutrition Counseling</b>	<b>1</b>	<b>1</b>	<b>1.0</b>
No Provider	1	1	1.0
<b>Nutrition Education</b>	<b>1</b>	<b>1</b>	<b>1.0</b>
No Provider	1	1	1.0
<b>Transportation</b>	<b>218</b>	<b>436</b>	<b>2.0</b>
Unable to Staff	218	436	2.0
<b>Visiting</b>	<b>182</b>	<b>728</b>	<b>4.0</b>
Unable to Staff	182	728	4.0

SLP  
Unmet Needs by County and Service and Reason  
(SFY 2010)

<u>Pottawattamie</u>	<u>Contacts</u>	<u>Units</u>	<u>Avg/Cont</u>	<u>Story</u>	<u>Contacts</u>	<u>Units</u>	<u>Avg/Cont</u>
<b>Assisted Transportation</b>	<b>20</b>	<b>20</b>	<b>1.0</b>	<b>Adult Daycare</b>	<b>45</b>	<b>1,368</b>	<b>30.4</b>
No Funding	20	20	1.0	No Funding	45	1,368	30.4
<b>Chore</b>	<b>81</b>	<b>1,523</b>	<b>18.8</b>	<b>Respite</b>	<b>39</b>	<b>520</b>	<b>13.3</b>
No Funding	81	1,523	18.8	No Funding	39	520	13.3
<b>Home Delivered Meals</b>	<b>16</b>	<b>480</b>	<b>30.0</b>	<b>Transportation</b>	<b>53</b>	<b>467</b>	<b>8.8</b>
No Funding	16	480	30.0	No Funding	52	466	9.0
<b>Home Repair</b>	<b>16</b>	<b>16</b>	<b>1.0</b>	No Provider	1	1	1.0
No Funding	6	6	1.0	<b>Wapello</b>	<b>Contacts</b>	<b>Units</b>	<b>Avg/Cont</b>
No Provider	10	10	1.0	<b>Legal Assistance</b>	<b>5</b>	<b>20</b>	<b>4.0</b>
<b>Homemaker</b>	<b>42</b>	<b>1,390</b>	<b>33.1</b>	Unable to Staff	5	20	4.0
No Funding	42	1,390	33.1	<b>Warren</b>	<b>Contacts</b>	<b>Units</b>	<b>Avg/Cont</b>
<b>Information &amp; Assistance</b>	<b>5</b>	<b>5</b>	<b>1.0</b>	<b>Homemaker</b>	<b>29</b>	<b>39</b>	<b>1.3</b>
No Provider	5	5	1.0	Unable to Staff	29	39	1.3
<b>Legal Assistance</b>	<b>1</b>	<b>1</b>	<b>1.0</b>	<b>Winneshiek</b>	<b>Contacts</b>	<b>Units</b>	<b>Avg/Cont</b>
No Provider	1	1	1.0	<b>Assisted Transportation</b>	<b>16</b>	<b>160</b>	<b>10.0</b>
<b>Medication Management</b>	<b>1</b>	<b>1</b>	<b>1.0</b>	No Funding	16	160	10.0
No Funding	1	1	1.0	<b>Chore</b>	<b>18</b>	<b>90</b>	<b>5.0</b>
<b>Preventive Health Promotion</b>	<b>1</b>	<b>1</b>	<b>1.0</b>	No Funding	18	90	5.0
No Provider	1	1	1.0	<b>Emergency Response System</b>	<b>41</b>	<b>41</b>	<b>1.0</b>
<b>Respite</b>	<b>25</b>	<b>930</b>	<b>37.2</b>	No Funding	41	41	1.0
No Funding	24	920	38.3	<b>Home Delivered Meals</b>	<b>28</b>	<b>560</b>	<b>20.0</b>
Unable to Staff	1	10	10.0	No Funding	28	560	20.0
<b>Visiting</b>	<b>23</b>	<b>690</b>	<b>30.0</b>	<b>Homemaker</b>	<b>73</b>	<b>271</b>	<b>3.7</b>
No Funding	23	690	30.0	No Funding	73	271	3.7
<b>Sioux</b>	<b>Contacts</b>	<b>Units</b>	<b>Avg/Cont</b>	<b>Personal Care</b>	<b>8</b>	<b>31</b>	<b>3.9</b>
<b>Chore</b>	<b>29</b>	<b>119</b>	<b>4.1</b>	No Funding	8	31	3.9
No Funding	29	119	4.1				
<b>Health Screening Well Elderly</b>	<b>1</b>	<b>1</b>	<b>1.0</b>				
No Funding	1	1	1.0				
<b>Homemaker</b>	<b>129</b>	<b>480</b>	<b>3.7</b>				
No Funding	129	480	3.7				
<b>Preventive Health Promotion</b>	<b>4</b>	<b>8</b>	<b>2.0</b>				
No Funding	4	8	2.0				
<b>Respite</b>	<b>29</b>	<b>216</b>	<b>7.4</b>				
No Funding	29	216	7.4				
<b>Visiting</b>	<b>285</b>	<b>2,026</b>	<b>7.1</b>				
No Funding	285	2,026	7.1				

SLP  
 Unmet Needs by County and Service and Reason  
 (SFY 2010)

<u>Woodbury</u>	<u>Contacts</u>	<u>Units</u>	<u>Avg/Cont</u>
<b>Assessment &amp; Intervention</b>	<b>2</b>	<b>2</b>	<b>1.0</b>
No Funding	2	2	1.0
<b>Assisted Transportation</b>	<b>21</b>	<b>73</b>	<b>3.5</b>
No Funding	21	73	3.5
<b>Emergency Response System</b>	<b>5</b>	<b>14</b>	<b>2.8</b>
No Funding	5	14	2.8
<b>Home Repair</b>	<b>2</b>	<b>2</b>	<b>1.0</b>
No Funding	2	2	1.0
<b>Legal Assistance</b>	<b>4</b>	<b>14</b>	<b>3.5</b>
No Funding	4	14	3.5
<b>Protective Payee Service</b>	<b>3</b>	<b>20</b>	<b>6.7</b>
No Funding	3	20	6.7
<b>Public Information</b>	<b>1</b>	<b>1</b>	<b>1.0</b>
No Funding	1	1	1.0
<b>Transportation</b>	<b>26</b>	<b>38</b>	<b>1.5</b>
No Funding	24	34	1.4
Unable to Staff	2	4	2.0

**CMPFE**  
**Unmet Needs by County and Service and Reason**  
**(SFY 2010)**

<u>Adair</u>				<u>Benton</u>			
	<u>Contacts</u>	<u>Units</u>	<u>Avg/Cont</u>		<u>Contacts</u>	<u>Units</u>	<u>Avg/Cont</u>
<b>Chore</b>	<b>13</b>	<b>195</b>	<b>15.0</b>	<b>Assisted Transportation</b>	<b>4</b>	<b>80</b>	<b>20.0</b>
No Funding	3	45	15.0	No Funding	4	80	20.0
No Provider	10	150	15.0	<b>Caregiver Support</b>	<b>3</b>	<b>250</b>	<b>83.3</b>
<b>Congregate Meals</b>	<b>3</b>	<b>93</b>	<b>31.0</b>	No Funding	3	250	83.3
No Funding	3	93	31.0	<b>Chore</b>	<b>3</b>	<b>22</b>	<b>7.3</b>
<b>Home Delivered Meals</b>	<b>12</b>	<b>240</b>	<b>20.0</b>	No Funding	3	22	7.3
No Provider	12	240	20.0	<b>Emergency Response System</b>	<b>6</b>	<b>6</b>	<b>1.0</b>
<b>Homemaker</b>	<b>3</b>	<b>90</b>	<b>30.0</b>	No Funding	6	6	1.0
No Funding	3	90	30.0	<b>Home Repair</b>	<b>8</b>	<b>143</b>	<b>17.9</b>
				No Funding	8	143	17.9
<b>Allamakee</b>	<b>Contacts</b>	<b>Units</b>	<b>Avg/Cont</b>	<b>Material Aide</b>	<b>17</b>	<b>18</b>	<b>1.1</b>
<b>Chore</b>	<b>10</b>	<b>80</b>	<b>8.0</b>	No Funding	17	18	1.1
No Provider	10	80	8.0	<b>Senior Center</b>	<b>6</b>	<b>120</b>	<b>20.0</b>
<b>Home Delivered Meals</b>	<b>127</b>	<b>1,872</b>	<b>14.7</b>	No Provider	6	120	20.0
No Provider	127	1,872	14.7	<b>Transportation</b>	<b>6</b>	<b>120</b>	<b>20.0</b>
<b>Transportation</b>	<b>56</b>	<b>899</b>	<b>16.1</b>	No Funding	6	120	20.0
No Funding	21	555	26.4				
No Provider	25	244	9.8	<b>Black Hawk</b>	<b>Contacts</b>	<b>Units</b>	<b>Avg/Cont</b>
Unable to Staff	10	100	10.0	<b>Caregiver Support</b>	<b>12</b>	<b>12</b>	<b>1.0</b>
				No Funding	12	12	1.0
<b>Appanoose</b>	<b>Contacts</b>	<b>Units</b>	<b>Avg/Cont</b>	<b>Home Repair</b>	<b>6</b>	<b>204</b>	<b>34.0</b>
<b>Congregate Meals</b>	<b>5</b>	<b>115</b>	<b>23.0</b>	No Funding	6	204	34.0
Unable to Staff	5	115	23.0	<b>Material Aide</b>	<b>13</b>	<b>34</b>	<b>2.6</b>
<b>Home Repair</b>	<b>4</b>	<b>4</b>	<b>1.0</b>	No Funding	13	34	2.6
No Funding	4	4	1.0	<b>Medication Management</b>	<b>1</b>	<b>4</b>	<b>4.0</b>
<b>Homemaker</b>	<b>14</b>	<b>870</b>	<b>62.1</b>	Unable to Staff	1	4	4.0
No Funding	14	870	62.1	<b>Personal Care</b>	<b>12</b>	<b>480</b>	<b>40.0</b>
<b>Material Aide</b>	<b>9</b>	<b>227</b>	<b>25.2</b>	No Funding	12	480	40.0
No Funding	9	227	25.2	<b>Respite</b>	<b>6</b>	<b>90</b>	<b>15.0</b>
<b>Visiting</b>	<b>1</b>	<b>1</b>	<b>1.0</b>	No Funding	6	90	15.0
Unable to Staff	1	1	1.0				
<b>Audubon</b>	<b>Contacts</b>	<b>Units</b>	<b>Avg/Cont</b>				
<b>Home Repair</b>	<b>1</b>	<b>1</b>	<b>1.0</b>				
No Funding	1	1	1.0				
<b>Material Aide</b>	<b>1</b>	<b>1</b>	<b>1.0</b>				
No Funding	1	1	1.0				

**CMPFE**  
**Unmet Needs by County and Service and Reason**  
**(SFY 2010)**

<u>Boone</u>	<u>Contacts</u>	<u>Units</u>	<u>Avg/Cont</u>	<u>Buchanan</u>	<u>Contacts</u>	<u>Units</u>	<u>Avg/Cont</u>
<b>Adult Daycare</b>	<b>18</b>	<b>190</b>	<b>10.6</b>	<b>Advocacy</b>	<b>12</b>	<b>12</b>	<b>1.0</b>
No Funding	18	190	10.6	No Provider	12	12	1.0
<b>Chore</b>	<b>13</b>	<b>98</b>	<b>7.5</b>	<b>Assessment &amp; Intervention</b>	<b>5</b>	<b>20</b>	<b>4.0</b>
No Funding	5	30	6.0	No Funding	5	20	4.0
No Provider	8	68	8.5	<b>Assisted Transportation</b>	<b>26</b>	<b>236</b>	<b>9.1</b>
<b>Home Delivered Meals</b>	<b>13</b>	<b>385</b>	<b>29.6</b>	No Funding	6	72	12.0
No Funding	13	385	29.6	No Provider	20	164	8.2
<b>Home Repair</b>	<b>3</b>	<b>3</b>	<b>1.0</b>	<b>Caregiver Support</b>	<b>12</b>	<b>240</b>	<b>20.0</b>
No Funding	3	3	1.0	No Funding	12	240	20.0
<b>Material Aide</b>	<b>7</b>	<b>7</b>	<b>1.0</b>	<b>Counseling</b>	<b>27</b>	<b>90</b>	<b>3.3</b>
No Funding	7	7	1.0	No Funding	12	12	1.0
<b>Transportation</b>	<b>24</b>	<b>840</b>	<b>35.0</b>	No Provider	15	78	5.2
No Funding	24	840	35.0	<b>Emergency Response System</b>	<b>1</b>	<b>1</b>	<b>1.0</b>
				No Funding	1	1	1.0
				<b>Home Delivered Meals</b>	<b>1</b>	<b>31</b>	<b>31.0</b>
				Unable to Staff	1	31	31.0
				<b>Homemaker</b>	<b>1</b>	<b>10</b>	<b>10.0</b>
				No Funding	1	10	10.0
				<b>Medication Management</b>	<b>1</b>	<b>5</b>	<b>5.0</b>
				No Funding	1	5	5.0
				<b>Nutrition Education</b>	<b>5</b>	<b>10</b>	<b>2.0</b>
				No Funding	5	10	2.0
				<b>Respite</b>	<b>8</b>	<b>160</b>	<b>20.0</b>
				No Funding	8	160	20.0
				<b>Training &amp; Education</b>	<b>12</b>	<b>48</b>	<b>4.0</b>
				No Provider	12	48	4.0
				<b>Buena Vista</b>	<b>Contacts</b>	<b>Units</b>	<b>Avg/Cont</b>
				<b>Chore</b>	<b>90</b>	<b>804</b>	<b>8.9</b>
				No Provider	90	804	8.9
				<b>Mental Health Outreach</b>	<b>12</b>	<b>96</b>	<b>8.0</b>
				No Provider	12	96	8.0
				<b>Transportation</b>	<b>12</b>	<b>120</b>	<b>10.0</b>
				No Funding	12	120	10.0

**CMPFE**  
**Unmet Needs by County and Service and Reason**  
**(SFY 2010)**

<u>Calhoun</u>	<u>Contacts</u>	<u>Units</u>	<u>Avg/Cont</u>	<u>Cedar</u>	<u>Contacts</u>	<u>Units</u>	<u>Avg/Cont</u>
<b>Assisted Transportation</b>	<b>2</b>	<b>16</b>	<b>8.0</b>	<b>Emergency Response System</b>	<b>17</b>	<b>17</b>	<b>1.0</b>
No Provider	2	16	8.0	No Funding	17	17	1.0
<b>Transportation</b>	<b>3</b>	<b>3</b>	<b>1.0</b>	<b>Material Aide</b>	<b>21</b>	<b>25</b>	<b>1.2</b>
No Funding	3	3	1.0	No Funding	21	25	1.2
<u>Carroll</u>	<u>Contacts</u>	<u>Units</u>	<u>Avg/Cont</u>	<b>Mental Health Outreach</b>	<b>7</b>	<b>70</b>	<b>10.0</b>
<b>Home Delivered Meals</b>	<b>6</b>	<b>186</b>	<b>31.0</b>	No Provider	7	70	10.0
No Funding	6	186	31.0	<b>Personal Care</b>	<b>12</b>	<b>120</b>	<b>10.0</b>
<b>Home Repair</b>	<b>2</b>	<b>102</b>	<b>51.0</b>	Unable to Staff	12	120	10.0
No Funding	2	102	51.0	<b>Protective Payee Service</b>	<b>3</b>	<b>36</b>	<b>12.0</b>
<b>Respite</b>	<b>3</b>	<b>150</b>	<b>50.0</b>	No Funding	3	36	12.0
No Funding	3	150	50.0				
<u>Cass</u>	<u>Contacts</u>	<u>Units</u>	<u>Avg/Cont</u>				
<b>Adult Daycare</b>	<b>1</b>	<b>60</b>	<b>60.0</b>				
No Provider	1	60	60.0				
<b>Assisted Transportation</b>	<b>1</b>	<b>5</b>	<b>5.0</b>				
No Funding	1	5	5.0				
<b>Home Delivered Meals</b>	<b>4</b>	<b>124</b>	<b>31.0</b>				
No Provider	4	124	31.0				
<b>Home Repair</b>	<b>3</b>	<b>3</b>	<b>1.0</b>				
No Funding	3	3	1.0				
<b>Homemaker</b>	<b>9</b>	<b>90</b>	<b>10.0</b>				
No Funding	9	90	10.0				
<b>Medication Management</b>	<b>4</b>	<b>20</b>	<b>5.0</b>				
No Provider	4	20	5.0				
<b>Nutrition Counseling</b>	<b>1</b>	<b>20</b>	<b>20.0</b>				
No Provider	1	20	20.0				
<b>Nutrition Education</b>	<b>35</b>	<b>600</b>	<b>17.1</b>				
No Provider	35	600	17.1				
<b>Transportation</b>	<b>20</b>	<b>390</b>	<b>19.5</b>				
No Funding	1	20	20.0				
No Provider	19	370	19.5				
<b>Visiting</b>	<b>79</b>	<b>2,335</b>	<b>29.6</b>				
No Provider	79	2,335	29.6				

**CMPFE**  
**Unmet Needs by County and Service and Reason**  
**(SFY 2010)**

<b>Cerro Gordo</b>	<b>Contacts</b>	<b>Units</b>	<b>Avg/Cont</b>				
<b>Adult Consumer Protection Services</b>	<b>16</b>	<b>72</b>	<b>4.5</b>	<b>Information &amp; Assistance</b>	<b>9</b>	<b>36</b>	<b>4.0</b>
No Funding	16	72	4.5	No Provider	9	36	4.0
<b>Adult Daycare</b>	<b>82</b>	<b>598</b>	<b>7.3</b>	<b>Legal Assistance</b>	<b>45</b>	<b>199</b>	<b>4.4</b>
No Funding	81	586	7.2	No Funding	21	148	7.0
No Provider	1	12	12.0	No Provider	24	51	2.1
<b>Advocacy</b>	<b>45</b>	<b>336</b>	<b>7.5</b>	<b>Material Aide</b>	<b>72</b>	<b>531</b>	<b>7.4</b>
No Funding	33	203	6.2	No Funding	70	529	7.6
No Provider	12	133	11.1	No Provider	2	2	1.0
<b>Assisted Transportation</b>	<b>149</b>	<b>1,246</b>	<b>8.4</b>	<b>Medication Management</b>	<b>12</b>	<b>12</b>	<b>1.0</b>
No Funding	94	930	9.9	No Funding	12	12	1.0
No Provider	55	316	5.7	<b>Mental Health Outreach</b>	<b>10</b>	<b>20</b>	<b>2.0</b>
<b>Caregiver Support</b>	<b>98</b>	<b>484</b>	<b>4.9</b>	No Funding	10	20	2.0
No Funding	62	400	6.5	<b>Nutrition Counseling</b>	<b>3</b>	<b>12</b>	<b>4.0</b>
No Provider	36	84	2.3	No Provider	3	12	4.0
<b>Chore</b>	<b>23</b>	<b>206</b>	<b>9.0</b>	<b>Nutrition Education</b>	<b>11</b>	<b>44</b>	<b>4.0</b>
No Funding	11	110	10.0	No Funding	11	44	4.0
No Provider	12	96	8.0	<b>Outreach</b>	<b>12</b>	<b>60</b>	<b>5.0</b>
<b>Congregate Meals</b>	<b>17</b>	<b>420</b>	<b>24.7</b>	No Funding	12	60	5.0
No Provider	17	420	24.7	<b>Preventive Health Promotion</b>	<b>14</b>	<b>20</b>	<b>1.4</b>
<b>Counseling</b>	<b>87</b>	<b>1,048</b>	<b>12.0</b>	No Funding	2	8	4.0
No Funding	39	376	9.6	No Provider	12	12	1.0
No Provider	48	672	14.0	<b>Protective Payee Service</b>	<b>3</b>	<b>3</b>	<b>1.0</b>
<b>Emergency Response System</b>	<b>71</b>	<b>71</b>	<b>1.0</b>	No Provider	3	3	1.0
No Funding	20	20	1.0	<b>Respite</b>	<b>26</b>	<b>338</b>	<b>13.0</b>
No Provider	1	1	1.0	No Funding	15	173	11.5
Unable to Staff	50	50	1.0	Unable to Staff	11	165	15.0
<b>Employment</b>	<b>12</b>	<b>12</b>	<b>1.0</b>	<b>Senior Center</b>	<b>24</b>	<b>732</b>	<b>30.5</b>
No Provider	12	12	1.0	No Provider	24	732	30.5
<b>Grandparent Relative Support</b>	<b>6</b>	<b>12</b>	<b>2.0</b>	<b>Transportation</b>	<b>51</b>	<b>626</b>	<b>12.3</b>
No Provider	6	12	2.0	No Funding	17	146	8.6
<b>Home Delivered Meals</b>	<b>57</b>	<b>1,415</b>	<b>24.8</b>	No Provider	34	480	14.1
No Funding	21	563	26.8	<b>Visiting</b>	<b>43</b>	<b>231</b>	<b>5.4</b>
No Provider	36	852	23.7	No Funding	35	199	5.7
<b>Home Repair</b>	<b>62</b>	<b>538</b>	<b>8.7</b>	No Provider	1	4	4.0
No Funding	62	538	8.7	Unable to Staff	7	28	4.0
<b>Homemaker</b>	<b>17</b>	<b>131</b>	<b>7.7</b>				
No Funding	6	120	20.0				
Unable to Staff	11	11	1.0				

**CMPFE**  
**Unmet Needs by County and Service and Reason**  
**(SFY 2010)**

<u>Cherokee</u>	<u>Contacts</u>	<u>Units</u>	<u>Avg/Cont</u>	<u>Clayton</u>	<u>Contacts</u>	<u>Units</u>	<u>Avg/Cont</u>
<b>Counseling</b>	<b>4</b>	<b>20</b>	<b>5.0</b>	<b>Adult Daycare</b>	<b>12</b>	<b>120</b>	<b>10.0</b>
No Funding	4	20	5.0	No Provider	12	120	10.0
<b>Home Delivered Meals</b>	<b>43</b>	<b>2,325</b>	<b>54.1</b>	<b>Chore</b>	<b>15</b>	<b>160</b>	<b>10.7</b>
No Funding	31	1,581	51.0	No Funding	15	160	10.7
No Provider	12	744	62.0	<b>Home Delivered Meals</b>	<b>33</b>	<b>198</b>	<b>6.0</b>
<b>Home Repair</b>	<b>2</b>	<b>5</b>	<b>2.5</b>	No Provider	24	180	7.5
No Funding	2	5	2.5	Unable to Staff	9	18	2.0
<b>Nutrition Counseling</b>	<b>14</b>	<b>118</b>	<b>8.4</b>	<b>Home Repair</b>	<b>5</b>	<b>5</b>	<b>1.0</b>
No Funding	14	118	8.4	No Funding	5	5	1.0
<b>Visiting</b>	<b>7</b>	<b>70</b>	<b>10.0</b>	<b>Homemaker</b>	<b>12</b>	<b>120</b>	<b>10.0</b>
No Funding	7	70	10.0	No Funding	12	120	10.0
<b>Chickasaw</b>	<u>Contacts</u>	<u>Units</u>	<u>Avg/Cont</u>	<b>Nutrition Counseling</b>	<b>1</b>	<b>200</b>	<b>200.0</b>
<b>Material Aide</b>	<b>2</b>	<b>2</b>	<b>1.0</b>	No Funding	1	200	200.0
No Funding	2	2	1.0	<b>Personal Care</b>	<b>2</b>	<b>32</b>	<b>16.0</b>
<b>Transportation</b>	<b>1</b>	<b>10</b>	<b>10.0</b>	Unable to Staff	2	32	16.0
No Provider	1	10	10.0	<b>Transportation</b>	<b>21</b>	<b>2,566</b>	<b>122.2</b>
<b>Clarke</b>	<u>Contacts</u>	<u>Units</u>	<u>Avg/Cont</u>	No Funding	19	2,546	134.0
<b>Chore</b>	<b>1</b>	<b>12</b>	<b>12.0</b>	No Provider	2	20	10.0
No Funding	1	12	12.0	<b>Clinton</b>	<u>Contacts</u>	<u>Units</u>	<u>Avg/Cont</u>
<b>Respite</b>	<b>1</b>	<b>32</b>	<b>32.0</b>	<b>Counseling</b>	<b>12</b>	<b>12</b>	<b>1.0</b>
Unable to Staff	1	32	32.0	No Provider	12	12	1.0
<b>Clay</b>	<u>Contacts</u>	<u>Units</u>	<u>Avg/Cont</u>	<b>Home Repair</b>	<b>1</b>	<b>1</b>	<b>1.0</b>
<b>Adult Daycare</b>	<b>7</b>	<b>105</b>	<b>15.0</b>	No Funding	1	1	1.0
No Provider	7	105	15.0	<b>Nutrition Counseling</b>	<b>282</b>	<b>288</b>	<b>1.0</b>
<b>Chore</b>	<b>3</b>	<b>12</b>	<b>4.0</b>	No Provider	282	288	1.0
No Funding	3	12	4.0	<b>Davis</b>	<u>Contacts</u>	<u>Units</u>	<u>Avg/Cont</u>
<b>Home Delivered Meals</b>	<b>2</b>	<b>32</b>	<b>16.0</b>	<b>Chore</b>	<b>5</b>	<b>60</b>	<b>12.0</b>
No Funding	2	32	16.0	No Funding	1	20	20.0
<b>Homemaker</b>	<b>9</b>	<b>54</b>	<b>6.0</b>	No Provider	4	40	10.0
No Provider	9	54	6.0	<b>Home Repair</b>	<b>1</b>	<b>1</b>	<b>1.0</b>
<b>Mental Health Outreach</b>	<b>5</b>	<b>60</b>	<b>12.0</b>	No Funding	1	1	1.0
No Funding	5	60	12.0	<b>Material Aide</b>	<b>2</b>	<b>3</b>	<b>1.5</b>
				No Funding	2	3	1.5
				<b>Nutrition Education</b>	<b>95</b>	<b>95</b>	<b>1.0</b>
				No Provider	95	95	1.0

**CMPFE**  
**Unmet Needs by County and Service and Reason**  
**(SFY 2010)**

<u>Decatur</u>	<u>Contacts</u>	<u>Units</u>	<u>Avg/Cont</u>	<u>Delaware</u>	<u>Contacts</u>	<u>Units</u>	<u>Avg/Cont</u>
<b>Chore</b>	<b>9</b>	<b>240</b>	<b>26.7</b>	<b>Adult Daycare</b>	<b>1</b>	<b>56</b>	<b>56.0</b>
No Funding	9	240	26.7	No Funding	1	56	56.0
<b>Emergency Response System</b>	<b>15</b>	<b>15</b>	<b>1.0</b>	<b>Chore</b>	<b>28</b>	<b>228</b>	<b>8.1</b>
No Funding	15	15	1.0	No Funding	24	148	6.2
<b>Home Delivered Meals</b>	<b>14</b>	<b>775</b>	<b>55.4</b>	No Provider	4	80	20.0
No Funding	14	775	55.4	<b>Congregate Meals</b>	<b>2</b>	<b>18</b>	<b>9.0</b>
<b>Homemaker</b>	<b>15</b>	<b>135</b>	<b>9.0</b>	No Provider	2	18	9.0
No Funding	15	135	9.0	<b>Emergency Response System</b>	<b>33</b>	<b>33</b>	<b>1.0</b>
<b>Material Aide</b>	<b>6</b>	<b>300</b>	<b>50.0</b>	No Funding	2	2	1.0
No Funding	6	300	50.0	No Provider	25	25	1.0
<b>Personal Care</b>	<b>5</b>	<b>50</b>	<b>10.0</b>	Unable to Staff	6	6	1.0
No Funding	5	50	10.0	<b>Home Delivered Meals</b>	<b>10</b>	<b>227</b>	<b>22.7</b>
<b>Transportation</b>	<b>6</b>	<b>60</b>	<b>10.0</b>	No Funding	10	227	22.7
No Funding	6	60	10.0	<b>Home Repair</b>	<b>1</b>	<b>1</b>	<b>1.0</b>
				No Funding	1	1	1.0
				<b>Homemaker</b>	<b>7</b>	<b>70</b>	<b>10.0</b>
				No Funding	7	70	10.0
				<b>Material Aide</b>	<b>14</b>	<b>17</b>	<b>1.2</b>
				No Funding	14	17	1.2
				<b>Mental Health Outreach</b>	<b>24</b>	<b>204</b>	<b>8.5</b>
				No Funding	12	12	1.0
				No Provider	12	192	16.0
				<b>Nutrition Counseling</b>	<b>4</b>	<b>16</b>	<b>4.0</b>
				No Provider	4	16	4.0
				<b>Personal Care</b>	<b>12</b>	<b>60</b>	<b>5.0</b>
				No Provider	12	60	5.0
				<b>Transportation</b>	<b>14</b>	<b>2,320</b>	<b>165.7</b>
				No Provider	2	400	200.0
				Unable to Staff	12	1,920	160.0
				<b>Des Moines</b>	<b>Contacts</b>	<b>Units</b>	<b>Avg/Cont</b>
				<b>Home Delivered Meals</b>	<b>16</b>	<b>197</b>	<b>12.3</b>
				No Funding	16	197	12.3
				<b>Dickinson</b>	<b>Contacts</b>	<b>Units</b>	<b>Avg/Cont</b>
				<b>Mental Health Outreach</b>	<b>10</b>	<b>80</b>	<b>8.0</b>
				No Funding	10	80	8.0
				<b>Respite</b>	<b>10</b>	<b>250</b>	<b>25.0</b>
				No Provider	10	250	25.0

**CMPFE**  
**Unmet Needs by County and Service and Reason**  
**(SFY 2010)**

<u>Dubuque</u>	<u>Contacts</u>	<u>Units</u>	<u>Avg/Cont</u>	<u>Floyd</u>	<u>Contacts</u>	<u>Units</u>	<u>Avg/Cont</u>
<b>Adult Daycare</b>	<b>12</b>	<b>144</b>	<b>12.0</b>	<b>Assisted Transportation</b>	<b>2</b>	<b>4</b>	<b>2.0</b>
No Funding	12	144	12.0	No Provider	2	4	2.0
<b>Counseling</b>	<b>9</b>	<b>180</b>	<b>20.0</b>	<b>Home Repair</b>	<b>4</b>	<b>72</b>	<b>18.0</b>
No Provider	9	180	20.0	No Funding	4	72	18.0
<b>Home Delivered Meals</b>	<b>16</b>	<b>496</b>	<b>31.0</b>	<b>Material Aide</b>	<b>3</b>	<b>15</b>	<b>5.0</b>
No Funding	16	496	31.0	No Funding	3	15	5.0
<b>Material Aide</b>	<b>17</b>	<b>32</b>	<b>1.9</b>	<b>Franklin</b>	<b>Contacts</b>	<b>Units</b>	<b>Avg/Cont</b>
No Funding	17	32	1.9	<b>Material Aide</b>	<b>13</b>	<b>512</b>	<b>39.4</b>
<b>Transportation</b>	<b>10</b>	<b>76</b>	<b>7.6</b>	No Funding	13	512	39.4
No Provider	10	76	7.6	<b>Fremont</b>	<b>Contacts</b>	<b>Units</b>	<b>Avg/Cont</b>
<b>Emmet</b>	<b>Contacts</b>	<b>Units</b>	<b>Avg/Cont</b>	<b>Chore</b>	<b>48</b>	<b>218</b>	<b>4.5</b>
<b>Chore</b>	<b>41</b>	<b>664</b>	<b>16.2</b>	No Provider	48	218	4.5
No Provider	41	664	16.2	<b>Emergency Response System</b>	<b>2</b>	<b>2</b>	<b>1.0</b>
<b>Homemaker</b>	<b>7</b>	<b>112</b>	<b>16.0</b>	No Funding	2	2	1.0
Unable to Staff	7	112	16.0	<b>Home Repair</b>	<b>1</b>	<b>2</b>	<b>2.0</b>
<b>Fayette</b>	<b>Contacts</b>	<b>Units</b>	<b>Avg/Cont</b>	No Provider	1	2	2.0
<b>Chore</b>	<b>61</b>	<b>644</b>	<b>10.6</b>	<b>Homemaker</b>	<b>3</b>	<b>18</b>	<b>6.0</b>
No Funding	36	360	10.0	No Funding	3	18	6.0
No Provider	25	284	11.4	<b>Hancock</b>	<b>Contacts</b>	<b>Units</b>	<b>Avg/Cont</b>
<b>Congregate Meals</b>	<b>23</b>	<b>230</b>	<b>10.0</b>	<b>Adult Daycare</b>	<b>7</b>	<b>7</b>	<b>1.0</b>
No Provider	23	230	10.0	No Provider	7	7	1.0
<b>Home Delivered Meals</b>	<b>131</b>	<b>1,548</b>	<b>11.8</b>	<b>Assisted Transportation</b>	<b>2</b>	<b>10</b>	<b>5.0</b>
No Provider	131	1,548	11.8	No Provider	2	10	5.0
<b>Home Repair</b>	<b>3</b>	<b>3</b>	<b>1.0</b>	<b>Respite</b>	<b>12</b>	<b>360</b>	<b>30.0</b>
No Funding	3	3	1.0	No Provider	12	360	30.0
<b>Material Aide</b>	<b>21</b>	<b>21</b>	<b>1.0</b>	<b>Transportation</b>	<b>4</b>	<b>4</b>	<b>1.0</b>
No Funding	21	21	1.0	No Provider	4	4	1.0
<b>Mental Health Outreach</b>	<b>69</b>	<b>281</b>	<b>4.1</b>				
No Funding	12	48	4.0				
No Provider	57	233	4.1				
<b>Respite</b>	<b>30</b>	<b>528</b>	<b>17.6</b>				
No Funding	30	528	17.6				
<b>Transportation</b>	<b>25</b>	<b>494</b>	<b>19.8</b>				
No Funding	10	416	41.6				
No Provider	15	78	5.2				
<b>Visiting</b>	<b>2</b>	<b>10</b>	<b>5.0</b>				
No Provider	2	10	5.0				

**CMPFE**  
**Unmet Needs by County and Service and Reason**  
**(SFY 2010)**

<b><u>Hardin</u></b>				<b><u>Howard</u></b>			
	<b><u>Contacts</u></b>	<b><u>Units</u></b>	<b><u>Avg/Cont</u></b>		<b><u>Contacts</u></b>	<b><u>Units</u></b>	<b><u>Avg/Cont</u></b>
<b>Chore</b>	<b>180</b>	<b>1,450</b>	<b>8.1</b>	<b>Chore</b>	<b>27</b>	<b>270</b>	<b>10.0</b>
No Funding	20	200	10.0	No Provider	27	270	10.0
No Provider	160	1,250	7.8	<b>Home Delivered Meals</b>	<b>119</b>	<b>1,243</b>	<b>10.4</b>
<b>Home Repair</b>	<b>3</b>	<b>6</b>	<b>2.0</b>	No Provider	118	1,225	10.4
No Funding	3	6	2.0	Unable to Staff	1	18	18.0
<b>Mental Health Outreach</b>	<b>25</b>	<b>196</b>	<b>7.8</b>	<b>Home Repair</b>	<b>1</b>	<b>1</b>	<b>1.0</b>
No Provider	25	196	7.8	No Funding	1	1	1.0
<b>Transportation</b>	<b>13</b>	<b>56</b>	<b>4.3</b>	<b>Transportation</b>	<b>10</b>	<b>160</b>	<b>16.0</b>
No Funding	12	48	4.0	No Funding	10	160	16.0
No Provider	1	8	8.0	<b><u>Humboldt</u></b>	<b><u>Contacts</u></b>	<b><u>Units</u></b>	<b><u>Avg/Cont</u></b>
<b><u>Harrison</u></b>	<b><u>Contacts</u></b>	<b><u>Units</u></b>	<b><u>Avg/Cont</u></b>	<b>Adult Daycare</b>	<b>10</b>	<b>100</b>	<b>10.0</b>
<b>Chore</b>	<b>43</b>	<b>43</b>	<b>1.0</b>	No Provider	10	100	10.0
No Funding	25	25	1.0	<b>Chore</b>	<b>1</b>	<b>25</b>	<b>25.0</b>
No Provider	18	18	1.0	No Provider	1	25	25.0
<b>Emergency Response System</b>	<b>3</b>	<b>3</b>	<b>1.0</b>	<b>Emergency Response System</b>	<b>4</b>	<b>4</b>	<b>1.0</b>
No Funding	3	3	1.0	No Funding	4	4	1.0
<b>Home Delivered Meals</b>	<b>3</b>	<b>93</b>	<b>31.0</b>	<b>Home Delivered Meals</b>	<b>3</b>	<b>60</b>	<b>20.0</b>
No Funding	3	93	31.0	No Funding	3	60	20.0
<b>Material Aide</b>	<b>13</b>	<b>13</b>	<b>1.0</b>	<b>Home Repair</b>	<b>3</b>	<b>102</b>	<b>34.0</b>
No Funding	6	6	1.0	No Funding	3	102	34.0
No Provider	7	7	1.0	<b>Homemaker</b>	<b>7</b>	<b>42</b>	<b>6.0</b>
<b>Nutrition Counseling</b>	<b>13</b>	<b>13</b>	<b>1.0</b>	No Provider	7	42	6.0
No Funding	9	9	1.0	<b>Medication Management</b>	<b>8</b>	<b>40</b>	<b>5.0</b>
No Provider	4	4	1.0	No Provider	8	40	5.0
<b>Visiting</b>	<b>53</b>	<b>53</b>	<b>1.0</b>	<b>Personal Care</b>	<b>10</b>	<b>80</b>	<b>8.0</b>
No Provider	53	53	1.0	No Provider	10	80	8.0
<b><u>Henry</u></b>	<b><u>Contacts</u></b>	<b><u>Units</u></b>	<b><u>Avg/Cont</u></b>	<b>Transportation</b>	<b>4</b>	<b>66</b>	<b>16.5</b>
<b>Assisted Transportation</b>	<b>1</b>	<b>10</b>	<b>10.0</b>	No Funding	3	48	16.0
No Funding	1	10	10.0	No Provider	1	18	18.0
<b>Chore</b>	<b>2</b>	<b>2</b>	<b>1.0</b>	<b><u>Ida</u></b>	<b><u>Contacts</u></b>	<b><u>Units</u></b>	<b><u>Avg/Cont</u></b>
No Funding	2	2	1.0	<b>Chore</b>	<b>1</b>	<b>20</b>	<b>20.0</b>
				No Funding	1	20	20.0
				<b>Respite</b>	<b>1</b>	<b>48</b>	<b>48.0</b>
				Unable to Staff	1	48	48.0

**CMPFE**  
**Unmet Needs by County and Service and Reason**  
**(SFY 2010)**

<u>Iowa</u>	<u>Contacts</u>	<u>Units</u>	<u>Avg/Cont</u>	<u>Jasper</u>	<u>Contacts</u>	<u>Units</u>	<u>Avg/Cont</u>
<b>Chore</b>	<b>31</b>	<b>212</b>	<b>6.8</b>	<b>Adult Daycare</b>	<b>32</b>	<b>942</b>	<b>29.4</b>
No Funding	28	182	6.5	No Funding	32	942	29.4
No Provider	3	30	10.0	<b>Chore</b>	<b>15</b>	<b>93</b>	<b>6.2</b>
<b>Emergency Response System</b>	<b>9</b>	<b>9</b>	<b>1.0</b>	No Funding	15	93	6.2
No Funding	9	9	1.0	<b>Emergency Response System</b>	<b>19</b>	<b>21</b>	<b>1.1</b>
<b>Material Aide</b>	<b>13</b>	<b>20</b>	<b>1.5</b>	No Funding	19	21	1.1
No Funding	13	20	1.5	<b>Home Delivered Meals</b>	<b>24</b>	<b>578</b>	<b>24.1</b>
<b>Mental Health Outreach</b>	<b>15</b>	<b>92</b>	<b>6.1</b>	No Funding	15	218	14.5
No Provider	15	92	6.1	No Provider	9	360	40.0
<b>Jackson</b>	<u>Contacts</u>	<u>Units</u>	<u>Avg/Cont</u>	<b>Home Repair</b>	<b>2</b>	<b>2</b>	<b>1.0</b>
<b>Chore</b>	<b>210</b>	<b>1,996</b>	<b>9.5</b>	No Funding	2	2	1.0
No Funding	89	736	8.3	<b>Homemaker</b>	<b>25</b>	<b>199</b>	<b>8.0</b>
No Provider	101	1,124	11.1	No Funding	25	199	8.0
Unable to Staff	20	136	6.8	<b>Material Aide</b>	<b>51</b>	<b>326</b>	<b>6.4</b>
<b>Home Repair</b>	<b>17</b>	<b>17</b>	<b>1.0</b>	No Funding	51	326	6.4
No Funding	16	16	1.0	<b>Medication Management</b>	<b>6</b>	<b>11</b>	<b>1.8</b>
No Provider	1	1	1.0	No Funding	6	11	1.8
<b>Protective Payee Service</b>	<b>6</b>	<b>30</b>	<b>5.0</b>	<b>Mental Health Outreach</b>	<b>14</b>	<b>49</b>	<b>3.5</b>
Unable to Staff	6	30	5.0	No Funding	14	49	3.5
<b>Respite</b>	<b>12</b>	<b>168</b>	<b>14.0</b>	<b>Personal Care</b>	<b>1</b>	<b>5</b>	<b>5.0</b>
Unable to Staff	12	168	14.0	No Funding	1	5	5.0
<b>Transportation</b>	<b>32</b>	<b>148</b>	<b>4.6</b>	<b>Protective Payee Service</b>	<b>9</b>	<b>20</b>	<b>2.2</b>
Unable to Staff	32	148	4.6	No Funding	9	20	2.2
<b>Visiting</b>	<b>89</b>	<b>495</b>	<b>5.6</b>	<b>Respite</b>	<b>41</b>	<b>1,415</b>	<b>34.5</b>
No Provider	81	455	5.6	No Funding	41	1,415	34.5
Unable to Staff	8	40	5.0	<b>Transportation</b>	<b>36</b>	<b>544</b>	<b>15.1</b>
				No Funding	36	544	15.1
				<b>Visiting</b>	<b>4</b>	<b>78</b>	<b>19.5</b>
				No Funding	4	78	19.5
				<b>Jefferson</b>	<u>Contacts</u>	<u>Units</u>	<u>Avg/Cont</u>
				<b>Assisted Transportation</b>	<b>10</b>	<b>110</b>	<b>11.0</b>
				No Funding	10	110	11.0
				<b>Chore</b>	<b>8</b>	<b>150</b>	<b>18.8</b>
				No Provider	8	150	18.8
				<b>Material Aide</b>	<b>26</b>	<b>34</b>	<b>1.3</b>
				No Funding	26	34	1.3

**CMPFE**  
**Unmet Needs by County and Service and Reason**  
**(SFY 2010)**

<u>Johnson</u>	<u>Contacts</u>	<u>Units</u>	<u>Avg/Cont</u>				
				No Funding	5	60	12.0
<b>Adult Daycare</b>	<b>10</b>	<b>40</b>	<b>4.0</b>	<b>Reassurance</b>	<b>26</b>	<b>446</b>	<b>17.2</b>
No Funding	10	40	4.0	No Funding	8	248	31.0
<b>Caregiver Support</b>	<b>7</b>	<b>44</b>	<b>6.3</b>	No Provider	18	198	11.0
No Funding	6	24	4.0	<b>Respite</b>	<b>9</b>	<b>225</b>	<b>25.0</b>
No Provider	1	20	20.0	No Funding	9	225	25.0
<b>Chore</b>	<b>177</b>	<b>1,140</b>	<b>6.4</b>	<b>Transportation</b>	<b>46</b>	<b>222</b>	<b>4.8</b>
No Funding	55	345	6.3	No Funding	46	222	4.8
No Provider	111	740	6.7	<u>Jones</u>	<u>Contacts</u>	<u>Units</u>	<u>Avg/Cont</u>
Unable to Staff	11	55	5.0	<b>Chore</b>	<b>14</b>	<b>280</b>	<b>20.0</b>
<b>Congregate Meals</b>	<b>15</b>	<b>87</b>	<b>5.8</b>	No Provider	14	280	20.0
No Funding	15	87	5.8	<b>Home Repair</b>	<b>1</b>	<b>1</b>	<b>1.0</b>
<b>Emergency Response System</b>	<b>46</b>	<b>167</b>	<b>3.6</b>	No Funding	1	1	1.0
No Funding	31	152	4.9	<b>Material Aide</b>	<b>1</b>	<b>1</b>	<b>1.0</b>
No Provider	15	15	1.0	No Funding	1	1	1.0
<b>Home Delivered Meals</b>	<b>50</b>	<b>1,670</b>	<b>33.4</b>	<u>Keokuk</u>	<u>Contacts</u>	<u>Units</u>	<u>Avg/Cont</u>
No Funding	50	1,670	33.4	<b>Caregiver Support</b>	<b>7</b>	<b>210</b>	<b>30.0</b>
<b>Home Repair</b>	<b>61</b>	<b>669</b>	<b>11.0</b>	No Funding	7	210	30.0
No Funding	61	669	11.0	<b>Chore</b>	<b>14</b>	<b>360</b>	<b>25.7</b>
<b>Homemaker</b>	<b>68</b>	<b>414</b>	<b>6.1</b>	No Provider	14	360	25.7
No Funding	68	414	6.1	<u>Kossuth</u>	<u>Contacts</u>	<u>Units</u>	<u>Avg/Cont</u>
<b>Legal Assistance</b>	<b>22</b>	<b>106</b>	<b>4.8</b>	<b>Adult Daycare</b>	<b>11</b>	<b>55</b>	<b>5.0</b>
No Funding	3	6	2.0	No Provider	11	55	5.0
No Provider	19	100	5.3	<b>Home Repair</b>	<b>4</b>	<b>4</b>	<b>1.0</b>
<b>Material Aide</b>	<b>69</b>	<b>81</b>	<b>1.2</b>	No Funding	3	3	1.0
No Funding	69	81	1.2	No Provider	1	1	1.0
<b>Medication Management</b>	<b>3</b>	<b>3</b>	<b>1.0</b>	<b>Respite</b>	<b>12</b>	<b>192</b>	<b>16.0</b>
No Funding	3	3	1.0	No Funding	12	192	16.0
<b>Mental Health Outreach</b>	<b>77</b>	<b>488</b>	<b>6.3</b>	<b>Transportation</b>	<b>12</b>	<b>12</b>	<b>1.0</b>
No Funding	27	192	7.1	No Funding	12	12	1.0
No Provider	41	260	6.3	<b>Visiting</b>	<b>2</b>	<b>20</b>	<b>10.0</b>
Unable to Staff	9	36	4.0	No Provider	2	20	10.0
<b>Nutrition Counseling</b>	<b>11</b>	<b>44</b>	<b>4.0</b>				
No Provider	11	44	4.0				
<b>Nutrition Education</b>	<b>11</b>	<b>44</b>	<b>4.0</b>				
No Provider	11	44	4.0				
<b>Personal Care</b>	<b>8</b>	<b>32</b>	<b>4.0</b>				
No Funding	8	32	4.0				
<b>Protective Payee Service</b>	<b>5</b>	<b>60</b>	<b>12.0</b>				

**CMPFE**  
**Unmet Needs by County and Service and Reason**  
**(SFY 2010)**

<u>Linn</u>	<u>Contacts</u>	<u>Units</u>	<u>Avg/Cont</u>	<u>Lucas</u>	<u>Contacts</u>	<u>Units</u>	<u>Avg/Cont</u>
<b>Adult Daycare</b>	<b>103</b>	<b>652</b>	<b>6.3</b>	<b>Home Repair</b>	<b>1</b>	<b>1</b>	<b>1.0</b>
No Funding	103	652	6.3	No Funding	1	1	1.0
<b>Assisted Transportation</b>	<b>45</b>	<b>103</b>	<b>2.3</b>	<b>Homemaker</b>	<b>1</b>	<b>30</b>	<b>30.0</b>
No Funding	27	67	2.5	No Funding	1	30	30.0
No Provider	18	36	2.0	<b>Material Aide</b>	<b>1</b>	<b>1</b>	<b>1.0</b>
<b>Caregiver Support</b>	<b>9</b>	<b>30</b>	<b>3.3</b>	No Funding	1	1	1.0
No Funding	9	30	3.3	<b>Personal Care</b>	<b>1</b>	<b>5</b>	<b>5.0</b>
<b>Chore</b>	<b>67</b>	<b>329</b>	<b>4.9</b>	No Funding	1	5	5.0
No Funding	67	329	4.9	<b>Respite</b>	<b>2</b>	<b>30</b>	<b>15.0</b>
<b>Emergency Response System</b>	<b>262</b>	<b>383</b>	<b>1.5</b>	No Funding	2	30	15.0
No Funding	262	383	1.5	<u>Lyon</u>	<u>Contacts</u>	<u>Units</u>	<u>Avg/Cont</u>
<b>Home Delivered Meals</b>	<b>4</b>	<b>248</b>	<b>62.0</b>	<b>Chore</b>	<b>130</b>	<b>850</b>	<b>6.5</b>
No Funding	4	248	62.0	No Provider	130	850	6.5
<b>Home Repair</b>	<b>8</b>	<b>20</b>	<b>2.5</b>	<b>Home Repair</b>	<b>1</b>	<b>1</b>	<b>1.0</b>
No Funding	8	20	2.5	No Provider	1	1	1.0
<b>Homemaker</b>	<b>36</b>	<b>277</b>	<b>7.7</b>	<b>Transportation</b>	<b>10</b>	<b>60</b>	<b>6.0</b>
No Funding	36	277	7.7	No Provider	10	60	6.0
<b>Material Aide</b>	<b>82</b>	<b>5,091</b>	<b>62.1</b>	<b>Visiting</b>	<b>12</b>	<b>180</b>	<b>15.0</b>
No Funding	82	5,091	62.1	No Provider	12	180	15.0
<b>Medication Management</b>	<b>11</b>	<b>11</b>	<b>1.0</b>	<u>Madison</u>	<u>Contacts</u>	<u>Units</u>	<u>Avg/Cont</u>
No Funding	11	11	1.0	<b>Emergency Response System</b>	<b>2</b>	<b>70</b>	<b>35.0</b>
<b>Mental Health Outreach</b>	<b>141</b>	<b>482</b>	<b>3.4</b>	No Funding	2	70	35.0
No Funding	141	482	3.4	<b>Preventive Health Promotion</b>	<b>1</b>	<b>180</b>	<b>180.0</b>
<b>Protective Payee Service</b>	<b>9</b>	<b>90</b>	<b>10.0</b>	No Funding	1	180	180.0
No Funding	9	90	10.0	<u>Mahaska</u>	<u>Contacts</u>	<u>Units</u>	<u>Avg/Cont</u>
<b>Respite</b>	<b>64</b>	<b>1,652</b>	<b>25.8</b>	<b>Adult Daycare</b>	<b>7</b>	<b>105</b>	<b>15.0</b>
No Funding	64	1,652	25.8	No Provider	7	105	15.0
<b>Transportation</b>	<b>702</b>	<b>8,728</b>	<b>12.4</b>	<b>Homemaker</b>	<b>1</b>	<b>15</b>	<b>15.0</b>
No Funding	562	7,786	13.9	Unable to Staff	1	15	15.0
No Provider	135	902	6.7	<b>Visiting</b>	<b>3</b>	<b>3</b>	<b>1.0</b>
Unable to Staff	5	40	8.0	No Provider	3	3	1.0
<b>Visiting</b>	<b>2</b>	<b>16</b>	<b>8.0</b>				
Unable to Staff	2	16	8.0	<u>Louisa</u>	<u>Contacts</u>	<u>Units</u>	<u>Avg/Cont</u>
				<b>Home Delivered Meals</b>	<b>4</b>	<b>84</b>	<b>21.0</b>
				No Funding	4	84	21.0

**CMPFE**  
**Unmet Needs by County and Service and Reason**  
**(SFY 2010)**

<u>Marion</u>	<u>Contacts</u>	<u>Units</u>	<u>Avg/Cont</u>	<u>Monona</u>	<u>Contacts</u>	<u>Units</u>	<u>Avg/Cont</u>
<b>Emergency Response System</b>	<b>7</b>	<b>7</b>	<b>1.0</b>	<b>Chore</b>	<b>22</b>	<b>141</b>	<b>6.4</b>
No Funding	7	7	1.0	No Funding	22	141	6.4
<b>Home Delivered Meals</b>	<b>1</b>	<b>23</b>	<b>23.0</b>	<b>Counseling</b>	<b>5</b>	<b>100</b>	<b>20.0</b>
No Funding	1	23	23.0	No Funding	5	100	20.0
<b>Home Repair</b>	<b>3</b>	<b>3</b>	<b>1.0</b>	<b>Emergency Response System</b>	<b>12</b>	<b>12</b>	<b>1.0</b>
No Funding	3	3	1.0	No Funding	4	4	1.0
<b>Material Aide</b>	<b>13</b>	<b>100</b>	<b>7.7</b>	No Provider	8	8	1.0
No Funding	13	100	7.7	<b>Home Delivered Meals</b>	<b>38</b>	<b>1,090</b>	<b>28.7</b>
<b>Personal Care</b>	<b>4</b>	<b>70</b>	<b>17.5</b>	No Funding	27	837	31.0
No Funding	4	70	17.5	No Provider	11	253	23.0
<b>Respite</b>	<b>9</b>	<b>170</b>	<b>18.9</b>	<b>Home Repair</b>	<b>3</b>	<b>3</b>	<b>1.0</b>
No Funding	9	170	18.9	No Funding	3	3	1.0
<b>Training &amp; Education</b>	<b>1</b>	<b>5</b>	<b>5.0</b>	<b>Transportation</b>	<b>20</b>	<b>120</b>	<b>6.0</b>
No Funding	1	5	5.0	No Funding	8	48	6.0
<b>Transportation</b>	<b>40</b>	<b>880</b>	<b>22.0</b>	No Provider	12	72	6.0
No Funding	40	880	22.0	<u>Monroe</u>	<u>Contacts</u>	<u>Units</u>	<u>Avg/Cont</u>
<u>Marshall</u>	<u>Contacts</u>	<u>Units</u>	<u>Avg/Cont</u>	<b>Chore</b>	<b>2</b>	<b>20</b>	<b>10.0</b>
<b>Adult Daycare</b>	<b>18</b>	<b>513</b>	<b>28.5</b>	No Funding	2	20	10.0
No Provider	18	513	28.5	<b>Homemaker</b>	<b>6</b>	<b>180</b>	<b>30.0</b>
<b>Chore</b>	<b>24</b>	<b>120</b>	<b>5.0</b>	No Funding	6	180	30.0
No Provider	24	120	5.0	<b>Material Aide</b>	<b>8</b>	<b>9</b>	<b>1.1</b>
<b>Homemaker</b>	<b>6</b>	<b>72</b>	<b>12.0</b>	No Funding	8	9	1.1
No Funding	6	72	12.0	<u>Montgomery</u>	<u>Contacts</u>	<u>Units</u>	<u>Avg/Cont</u>
<b>Material Aide</b>	<b>7</b>	<b>7</b>	<b>1.0</b>	<b>Chore</b>	<b>6</b>	<b>24</b>	<b>4.0</b>
No Funding	7	7	1.0	No Provider	6	24	4.0
<b>Mental Health Outreach</b>	<b>5</b>	<b>32</b>	<b>6.4</b>	<b>Home Repair</b>	<b>1</b>	<b>1</b>	<b>1.0</b>
No Provider	5	32	6.4	No Funding	1	1	1.0
<b>Visiting</b>	<b>30</b>	<b>294</b>	<b>9.8</b>	<b>Material Aide</b>	<b>6</b>	<b>11</b>	<b>1.8</b>
No Provider	30	294	9.8	No Funding	6	11	1.8
<u>Mills</u>	<u>Contacts</u>	<u>Units</u>	<u>Avg/Cont</u>	<b>Medication Management</b>	<b>1</b>	<b>4</b>	<b>4.0</b>
<b>Chore</b>	<b>23</b>	<b>92</b>	<b>4.0</b>	No Funding	1	4	4.0
No Provider	23	92	4.0				
<b>Material Aide</b>	<b>8</b>	<b>8</b>	<b>1.0</b>				
No Funding	8	8	1.0				

**CMPFE**  
**Unmet Needs by County and Service and Reason**  
**(SFY 2010)**

<u>Muscatine</u>	<u>Contacts</u>	<u>Units</u>	<u>Avg/Cont</u>	<u>Page</u>	<u>Contacts</u>	<u>Units</u>	<u>Avg/Cont</u>
<b>Adult Daycare</b>	<b>84</b>	<b>1,074</b>	<b>12.8</b>	<b>Adult Daycare</b>	<b>6</b>	<b>24</b>	<b>4.0</b>
No Funding	11	220	20.0	No Provider	6	24	4.0
No Provider	70	824	11.8	<b>Assisted Transportation</b>	<b>22</b>	<b>46</b>	<b>2.1</b>
Unable to Staff	3	30	10.0	No Funding	14	14	1.0
<b>Caregiver Support</b>	<b>8</b>	<b>8</b>	<b>1.0</b>	No Provider	8	32	4.0
Unable to Staff	8	8	1.0	<b>Caregiver Support</b>	<b>20</b>	<b>34</b>	<b>1.7</b>
<b>Chore</b>	<b>1</b>	<b>20</b>	<b>20.0</b>	No Funding	1	4	4.0
No Provider	1	20	20.0	No Provider	19	30	1.6
<b>Home Repair</b>	<b>2</b>	<b>2</b>	<b>1.0</b>	<b>Chore</b>	<b>198</b>	<b>829</b>	<b>4.2</b>
No Funding	2	2	1.0	No Funding	28	256	9.1
<b>Material Aide</b>	<b>12</b>	<b>12</b>	<b>1.0</b>	No Provider	170	573	3.4
No Funding	12	12	1.0	<b>Congregate Meals</b>	<b>3</b>	<b>15</b>	<b>5.0</b>
<b>Transportation</b>	<b>34</b>	<b>167</b>	<b>4.9</b>	No Provider	3	15	5.0
No Provider	34	167	4.9	<b>Home Repair</b>	<b>78</b>	<b>105</b>	<b>1.3</b>
<b>Visiting</b>	<b>12</b>	<b>12</b>	<b>1.0</b>	No Funding	19	28	1.5
No Provider	12	12	1.0	No Provider	59	77	1.3
<b>Osceola</b>	<u>Contacts</u>	<u>Units</u>	<u>Avg/Cont</u>	<b>Homemaker</b>	<b>20</b>	<b>108</b>	<b>5.4</b>
<b>Chore</b>	<b>135</b>	<b>556</b>	<b>4.1</b>	No Funding	20	108	5.4
No Funding	24	96	4.0	<b>Material Aide</b>	<b>15</b>	<b>146</b>	<b>9.7</b>
No Provider	111	460	4.1	No Funding	15	146	9.7
<b>Home Repair</b>	<b>1</b>	<b>1</b>	<b>1.0</b>	<b>Mental Health Outreach</b>	<b>5</b>	<b>11</b>	<b>2.2</b>
No Funding	1	1	1.0	No Provider	5	11	2.2
				<b>Nutrition Counseling</b>	<b>12</b>	<b>12</b>	<b>1.0</b>
				No Provider	12	12	1.0
				<b>Reassurance</b>	<b>9</b>	<b>9</b>	<b>1.0</b>
				No Provider	9	9	1.0
				<b>Respite</b>	<b>8</b>	<b>80</b>	<b>10.0</b>
				No Funding	8	80	10.0
				<b>Retired Service Volunteer Proq</b>	<b>44</b>	<b>153</b>	<b>3.5</b>
				No Provider	42	151	3.6
				Unable to Staff	2	2	1.0
				<b>Visiting</b>	<b>17</b>	<b>41</b>	<b>2.4</b>
				No Funding	4	16	4.0
				No Provider	13	25	1.9

**CMPFE**  
**Unmet Needs by County and Service and Reason**  
**(SFY 2010)**

<b><u>Palo Alto</u></b>				<b><u>Polk</u></b>			
	<b><u>Contacts</u></b>	<b><u>Units</u></b>	<b><u>Avg/Cont</u></b>		<b><u>Contacts</u></b>	<b><u>Units</u></b>	<b><u>Avg/Cont</u></b>
<b>Chore</b>	<b>18</b>	<b>150</b>	<b>8.3</b>	<b>Adult Daycare</b>	<b>14</b>	<b>578</b>	<b>41.3</b>
No Provider	18	150	8.3	No Funding	14	578	41.3
<b>Respite</b>	<b>11</b>	<b>55</b>	<b>5.0</b>	<b>Advocacy</b>	<b>4</b>	<b>4</b>	<b>1.0</b>
No Provider	11	55	5.0	No Funding	4	4	1.0
<b><u>Plymouth</u></b>				<b><u>Assisted Transportation</u></b>			
	<b><u>Contacts</u></b>	<b><u>Units</u></b>	<b><u>Avg/Cont</u></b>		<b><u>Contacts</u></b>	<b><u>Units</u></b>	<b><u>Avg/Cont</u></b>
<b>Chore</b>	<b>2</b>	<b>42</b>	<b>21.0</b>	No Funding	<b>155</b>	<b>837</b>	<b>5.4</b>
No Provider	2	42	21.0	<b>Chore</b>	<b>203</b>	<b>1,911</b>	<b>9.4</b>
<b>Counseling</b>	<b>62</b>	<b>370</b>	<b>6.0</b>	No Funding	185	1,791	9.7
No Funding	11	110	10.0	No Provider	18	120	6.7
No Provider	51	260	5.1	<b>Counseling</b>	<b>6</b>	<b>84</b>	<b>14.0</b>
<b>Emergency Response System</b>	<b>10</b>	<b>10</b>	<b>1.0</b>	No Funding	6	84	14.0
No Funding	10	10	1.0	<b>Emergency Response System</b>	<b>90</b>	<b>94</b>	<b>1.0</b>
<b>Home Delivered Meals</b>	<b>5</b>	<b>200</b>	<b>40.0</b>	No Funding	90	94	1.0
No Provider	5	200	40.0	<b>Home Delivered Meals</b>	<b>175</b>	<b>5,280</b>	<b>30.2</b>
<b>Home Repair</b>	<b>6</b>	<b>105</b>	<b>17.5</b>	No Funding	162	4,877	30.1
No Funding	6	105	17.5	No Provider	12	372	31.0
<b>Transportation</b>	<b>8</b>	<b>32</b>	<b>4.0</b>	Unable to Staff	1	31	31.0
No Funding	8	32	4.0	<b>Home Repair</b>	<b>131</b>	<b>3,424</b>	<b>26.1</b>
<b>Visiting</b>	<b>12</b>	<b>140</b>	<b>11.7</b>	No Funding	131	3,424	26.1
Unable to Staff	12	140	11.7	<b>Homemaker</b>	<b>116</b>	<b>1,767</b>	<b>15.2</b>
<b><u>Pocahontas</u></b>				No Funding	111	1,667	15.0
	<b><u>Contacts</u></b>	<b><u>Units</u></b>	<b><u>Avg/Cont</u></b>	Unable to Staff	5	100	20.0
<b>Chore</b>	<b>11</b>	<b>110</b>	<b>10.0</b>	<b>Information &amp; Assistance</b>	<b>1</b>	<b>1</b>	<b>1.0</b>
No Provider	11	110	10.0	No Funding	1	1	1.0
<b>Respite</b>	<b>7</b>	<b>15,162</b>	<b>2,166.0</b>	<b>Legal Assistance</b>	<b>14</b>	<b>14</b>	<b>1.0</b>
No Provider	7	15,162	2,166.0	No Funding	14	14	1.0
<b>Transportation</b>	<b>26</b>	<b>214</b>	<b>8.2</b>	<b>Material Aide</b>	<b>496</b>	<b>3,491</b>	<b>7.0</b>
No Funding	14	142	10.1	No Funding	496	3,491	7.0
No Provider	12	72	6.0	<b>Medication Management</b>	<b>34</b>	<b>146</b>	<b>4.3</b>
				No Funding	34	146	4.3
				<b>Mental Health Outreach</b>	<b>27</b>	<b>364</b>	<b>13.5</b>
				No Funding	27	364	13.5
				<b>Personal Care</b>	<b>49</b>	<b>670</b>	<b>13.7</b>
				No Funding	44	595	13.5
				Unable to Staff	5	75	15.0
				<b>Protective Payee Service</b>	<b>30</b>	<b>42</b>	<b>1.4</b>
				No Funding	30	42	1.4
				<b>Reassurance</b>	<b>9</b>	<b>36</b>	<b>4.0</b>

**CMPFE**  
**Unmet Needs by County and Service and Reason**  
**(SFY 2010)**

No Funding	9	36	4.0
<b>Respite</b>	<b>398</b>	<b>9,411</b>	<b>23.6</b>
No Funding	398	9,411	23.6
<b>Transportation</b>	<b>231</b>	<b>2,028</b>	<b>8.8</b>
No Funding	231	2,028	8.8
<b>Visiting</b>	<b>1</b>	<b>15</b>	<b>15.0</b>
No Funding	1	15	15.0

<u>Pottawattamie</u>	<u>Contacts</u>	<u>Units</u>	<u>Avg/Cont</u>
<b>Adult Daycare</b>	<b>22</b>	<b>360</b>	<b>16.4</b>
No Provider	22	360	16.4
<b>Advocacy</b>	<b>11</b>	<b>44</b>	<b>4.0</b>
No Provider	11	44	4.0
<b>Assisted Transportation</b>	<b>1</b>	<b>5</b>	<b>5.0</b>
No Funding	1	5	5.0
<b>Caregiver Support</b>	<b>1</b>	<b>10</b>	<b>10.0</b>
No Provider	1	10	10.0
<b>Chore</b>	<b>48</b>	<b>260</b>	<b>5.4</b>
No Funding	5	9	1.8
No Provider	43	251	5.8
<b>Emergency Response System</b>	<b>1</b>	<b>1</b>	<b>1.0</b>
No Funding	1	1	1.0
<b>Home Delivered Meals</b>	<b>7</b>	<b>225</b>	<b>32.1</b>
No Funding	7	225	32.1
<b>Home Repair</b>	<b>4</b>	<b>66</b>	<b>16.5</b>
No Funding	1	5	5.0
No Provider	3	61	20.3
<b>Homemaker</b>	<b>42</b>	<b>588</b>	<b>14.0</b>
No Funding	42	588	14.0
<b>Material Aide</b>	<b>33</b>	<b>271</b>	<b>8.2</b>
No Funding	33	271	8.2
<b>Medication Management</b>	<b>3</b>	<b>12</b>	<b>4.0</b>
No Funding	3	12	4.0
<b>Mental Health Outreach</b>	<b>42</b>	<b>319</b>	<b>7.6</b>
No Funding	8	64	8.0
No Provider	34	255	7.5
<b>Nutrition Counseling</b>	<b>23</b>	<b>225</b>	<b>9.8</b>
No Provider	23	225	9.8
<b>Nutrition Education</b>	<b>5</b>	<b>10</b>	<b>2.0</b>
No Provider	5	10	2.0
<b>Respite</b>	<b>10</b>	<b>186</b>	<b>18.6</b>
No Funding	10	186	18.6
<b>Transportation</b>	<b>23</b>	<b>457</b>	<b>19.9</b>
No Funding	10	87	8.7
No Provider	13	370	28.5

**CMPFE**  
**Unmet Needs by County and Service and Reason**  
**(SFY 2010)**

<u>Ringgold</u>				<u>Sioux</u>			
	<u>Contacts</u>	<u>Units</u>	<u>Avg/Cont</u>		<u>Contacts</u>	<u>Units</u>	<u>Avg/Cont</u>
<b>Transportation</b>	<b>31</b>	<b>310</b>	<b>10.0</b>	<b>Adult Daycare</b>	<b>21</b>	<b>600</b>	<b>28.6</b>
No Provider	31	310	10.0	No Provider	21	600	28.6
<b>Sac</b>	<b>Contacts</b>	<b>Units</b>	<b>Avg/Cont</b>	<b>Chore</b>	<b>201</b>	<b>1,104</b>	<b>5.5</b>
<b>Home Repair</b>	<b>2</b>	<b>176</b>	<b>88.0</b>	No Funding	4	32	8.0
No Funding	2	176	88.0	No Provider	197	1,072	5.4
<b>Mental Health Outreach</b>	<b>12</b>	<b>48</b>	<b>4.0</b>	<b>Congregate Meals</b>	<b>2</b>	<b>8</b>	<b>4.0</b>
No Provider	12	48	4.0	No Provider	2	8	4.0
<b>Scott</b>	<b>Contacts</b>	<b>Units</b>	<b>Avg/Cont</b>	<b>Home Delivered Meals</b>	<b>22</b>	<b>396</b>	<b>18.0</b>
<b>Adult Daycare</b>	<b>5</b>	<b>60</b>	<b>12.0</b>	No Funding	12	276	23.0
No Provider	2	30	15.0	No Provider	10	120	12.0
Unable to Staff	3	30	10.0	<b>Home Repair</b>	<b>1</b>	<b>1</b>	<b>1.0</b>
<b>Assisted Transportation</b>	<b>12</b>	<b>48</b>	<b>4.0</b>	No Provider	1	1	1.0
No Funding	12	48	4.0	<b>Mental Health Outreach</b>	<b>7</b>	<b>112</b>	<b>16.0</b>
<b>Chore</b>	<b>6</b>	<b>180</b>	<b>30.0</b>	No Provider	7	112	16.0
No Funding	3	30	10.0	<b>Transportation</b>	<b>14</b>	<b>68</b>	<b>4.9</b>
No Provider	3	150	50.0	No Funding	12	48	4.0
<b>Emergency Response System</b>	<b>1</b>	<b>1</b>	<b>1.0</b>	No Provider	2	20	10.0
No Funding	1	1	1.0				
<b>Home Delivered Meals</b>	<b>5</b>	<b>70</b>	<b>14.0</b>				
No Funding	5	70	14.0				
<b>Home Repair</b>	<b>1</b>	<b>1</b>	<b>1.0</b>				
No Funding	1	1	1.0				
<b>Material Aide</b>	<b>18</b>	<b>31</b>	<b>1.7</b>				
No Funding	18	31	1.7				
<b>Placement Service</b>	<b>12</b>	<b>12</b>	<b>1.0</b>				
No Provider	12	12	1.0				
<b>Respite</b>	<b>12</b>	<b>120</b>	<b>10.0</b>				
No Funding	12	120	10.0				
<b>Transportation</b>	<b>12</b>	<b>120</b>	<b>10.0</b>				
No Funding	12	120	10.0				
<b>Visiting</b>	<b>12</b>	<b>60</b>	<b>5.0</b>				
No Provider	12	60	5.0				
<b>Shelby</b>	<b>Contacts</b>	<b>Units</b>	<b>Avg/Cont</b>				
<b>Congregate Meals</b>	<b>6</b>	<b>138</b>	<b>23.0</b>				
No Provider	6	138	23.0				
<b>Transportation</b>	<b>1</b>	<b>12</b>	<b>12.0</b>				
No Provider	1	12	12.0				

**CMPFE**  
**Unmet Needs by County and Service and Reason**  
**(SFY 2010)**

<u>Story</u>	<u>Contacts</u>	<u>Units</u>	<u>Avg/Cont</u>	<u>Taylor</u>	<u>Contacts</u>	<u>Units</u>	<u>Avg/Cont</u>
<b>Adult Daycare</b>	<b>4</b>	<b>18</b>	<b>4.5</b>	<b>Assisted Transportation</b>	<b>3</b>	<b>90</b>	<b>30.0</b>
No Funding	4	18	4.5	No Provider	3	90	30.0
<b>Assisted Transportation</b>	<b>5</b>	<b>38</b>	<b>7.6</b>	<b>Chore</b>	<b>8</b>	<b>100</b>	<b>12.5</b>
No Funding	5	38	7.6	No Funding	2	10	5.0
<b>Caregiver Support</b>	<b>12</b>	<b>120</b>	<b>10.0</b>	No Provider	6	90	15.0
No Provider	12	120	10.0	<b>Emergency Response System</b>	<b>2</b>	<b>2</b>	<b>1.0</b>
<b>Chore</b>	<b>83</b>	<b>582</b>	<b>7.0</b>	No Funding	2	2	1.0
No Funding	29	234	8.1	<b>Home Repair</b>	<b>1</b>	<b>1</b>	<b>1.0</b>
No Provider	54	348	6.4	No Funding	1	1	1.0
<b>Emergency Response System</b>	<b>18</b>	<b>18</b>	<b>1.0</b>	<b>Homemaker</b>	<b>2</b>	<b>40</b>	<b>20.0</b>
No Funding	18	18	1.0	No Funding	2	40	20.0
<b>Home Delivered Meals</b>	<b>13</b>	<b>651</b>	<b>50.1</b>	<b>Legal Assistance</b>	<b>1</b>	<b>1</b>	<b>1.0</b>
No Funding	13	651	50.1	No Funding	1	1	1.0
<b>Home Repair</b>	<b>4</b>	<b>31</b>	<b>7.8</b>	<b>Transportation</b>	<b>33</b>	<b>365</b>	<b>11.1</b>
No Funding	4	31	7.8	No Funding	2	10	5.0
<b>Homemaker</b>	<b>22</b>	<b>224</b>	<b>10.2</b>	No Provider	31	355	11.5
No Funding	22	224	10.2	<b>Union</b>	<b>Contacts</b>	<b>Units</b>	<b>Avg/Cont</b>
<b>Material Aide</b>	<b>32</b>	<b>35</b>	<b>1.1</b>	<b>Chore</b>	<b>13</b>	<b>262</b>	<b>20.2</b>
No Funding	32	35	1.1	No Provider	13	262	20.2
<b>Medication Management</b>	<b>3</b>	<b>3</b>	<b>1.0</b>	<b>Counseling</b>	<b>4</b>	<b>40</b>	<b>10.0</b>
No Funding	3	3	1.0	No Provider	4	40	10.0
<b>Mental Health Outreach</b>	<b>6</b>	<b>6</b>	<b>1.0</b>	<b>Home Repair</b>	<b>2</b>	<b>51</b>	<b>25.5</b>
No Provider	6	6	1.0	No Funding	2	51	25.5
<b>Respite</b>	<b>16</b>	<b>586</b>	<b>36.6</b>	<b>Homemaker</b>	<b>12</b>	<b>360</b>	<b>30.0</b>
No Funding	16	586	36.6	Unable to Staff	12	360	30.0
<b>Transportation</b>	<b>11</b>	<b>160</b>	<b>14.5</b>	<b>Personal Care</b>	<b>5</b>	<b>41</b>	<b>8.2</b>
No Funding	11	160	14.5	No Funding	5	41	8.2
<b>Tama</b>	<b>Contacts</b>	<b>Units</b>	<b>Avg/Cont</b>	<b>Transportation</b>	<b>9</b>	<b>160</b>	<b>17.8</b>
<b>Respite</b>	<b>11</b>	<b>220</b>	<b>20.0</b>	No Funding	5	120	24.0
Unable to Staff	11	220	20.0	No Provider	4	40	10.0
<b>Transportation</b>	<b>12</b>	<b>240</b>	<b>20.0</b>	<b>Van Buren</b>	<b>Contacts</b>	<b>Units</b>	<b>Avg/Cont</b>
No Provider	12	240	20.0	<b>Assisted Transportation</b>	<b>20</b>	<b>263</b>	<b>13.2</b>
<b>Visiting</b>	<b>6</b>	<b>60</b>	<b>10.0</b>	No Funding	20	263	13.2
No Provider	6	60	10.0				

**CMPFE**  
**Unmet Needs by County and Service and Reason**  
**(SFY 2010)**

<u>Wapello</u>				<u>Wayne</u>			
	<u>Contacts</u>	<u>Units</u>	<u>Avg/Cont</u>		<u>Contacts</u>	<u>Units</u>	<u>Avg/Cont</u>
<b>Adult Daycare</b>	<b>18</b>	<b>876</b>	<b>48.7</b>	<b>Home Repair</b>	<b>1</b>	<b>1</b>	<b>1.0</b>
No Provider	18	876	48.7	No Funding	1	1	1.0
<b>Caregiver Support</b>	<b>14</b>	<b>700</b>	<b>50.0</b>	<b>Homemaker</b>	<b>4</b>	<b>40</b>	<b>10.0</b>
No Funding	12	600	50.0	No Funding	4	40	10.0
Unable to Staff	2	100	50.0	<b>Material Aide</b>	<b>2</b>	<b>2</b>	<b>1.0</b>
<b>Chore</b>	<b>10</b>	<b>105</b>	<b>10.5</b>	No Funding	2	2	1.0
No Funding	10	105	10.5	<b>Webster</b>			
<b>Emergency Response System</b>	<b>10</b>	<b>10</b>	<b>1.0</b>	<b>Assisted Transportation</b>	<b>1</b>	<b>1</b>	<b>1.0</b>
Unable to Staff	10	10	1.0	No Funding	1	1	1.0
<b>Home Delivered Meals</b>	<b>7</b>	<b>217</b>	<b>31.0</b>	<b>Chore</b>	<b>12</b>	<b>48</b>	<b>4.0</b>
No Provider	7	217	31.0	No Provider	12	48	4.0
<b>Home Repair</b>	<b>69</b>	<b>3,418</b>	<b>49.5</b>	<b>Home Delivered Meals</b>	<b>6</b>	<b>186</b>	<b>31.0</b>
No Funding	69	3,418	49.5	No Funding	6	186	31.0
<b>Homemaker</b>	<b>6</b>	<b>260</b>	<b>43.3</b>	<b>Home Repair</b>	<b>23</b>	<b>5,058</b>	<b>219.9</b>
No Funding	6	260	43.3	No Funding	23	5,058	219.9
<b>Material Aide</b>	<b>37</b>	<b>114</b>	<b>3.1</b>	<b>Homemaker</b>	<b>10</b>	<b>100</b>	<b>10.0</b>
No Funding	31	108	3.5	No Funding	10	100	10.0
No Provider	6	6	1.0	<b>Material Aide</b>	<b>13</b>	<b>336</b>	<b>25.8</b>
<b>Medication Management</b>	<b>1</b>	<b>1</b>	<b>1.0</b>	No Funding	10	330	33.0
No Funding	1	1	1.0	Unable to Staff	3	6	2.0
<b>Mental Health Outreach</b>	<b>8</b>	<b>8</b>	<b>1.0</b>	<b>Medication Management</b>	<b>5</b>	<b>250</b>	<b>50.0</b>
No Provider	8	8	1.0	No Provider	5	250	50.0
<b>Nutrition Education</b>	<b>34</b>	<b>34</b>	<b>1.0</b>	<b>Mental Health Outreach</b>	<b>10</b>	<b>200</b>	<b>20.0</b>
No Provider	34	34	1.0	No Provider	10	200	20.0
<b>Warren</b>				<b>Nutrition Counseling</b>	<b>12</b>	<b>96</b>	<b>8.0</b>
<b>Respite</b>	<b>1</b>	<b>20</b>	<b>20.0</b>	No Provider	12	96	8.0
No Funding	1	20	20.0	<b>Nutrition Education</b>	<b>6</b>	<b>6</b>	<b>1.0</b>
<b>Washington</b>				No Funding	6	6	1.0
<b>Chore</b>	<b>2</b>	<b>10</b>	<b>5.0</b>	<b>Respite</b>	<b>6</b>	<b>120</b>	<b>20.0</b>
No Funding	2	10	5.0	No Provider	6	120	20.0
<b>Personal Care</b>	<b>2</b>	<b>10</b>	<b>5.0</b>	<b>Transportation</b>	<b>19</b>	<b>952</b>	<b>50.1</b>
No Funding	2	10	5.0	No Funding	18	552	30.7
				No Provider	1	400	400.0

**CMPFE**  
**Unmet Needs by County and Service and Reason**  
**(SFY 2010)**

<u>Winnebago</u>	<u>Contacts</u>	<u>Units</u>	<u>Avg/Cont</u>	<u>Woodbury</u>	<u>Contacts</u>	<u>Units</u>	<u>Avg/Cont</u>
<b>Congregate Meals</b>	<b>12</b>	<b>276</b>	<b>23.0</b>	<b>Adult Daycare</b>	<b>20</b>	<b>220</b>	<b>11.0</b>
No Funding	12	276	23.0	No Funding	10	120	12.0
<b>Respite</b>	<b>12</b>	<b>24</b>	<b>2.0</b>	No Provider	10	100	10.0
No Provider	12	24	2.0	<b>Assisted Transportation</b>	<b>2</b>	<b>46</b>	<b>23.0</b>
<b>Transportation</b>	<b>13</b>	<b>196</b>	<b>15.1</b>	No Funding	2	46	23.0
No Provider	10	166	16.6	<b>Caregiver Support</b>	<b>12</b>	<b>252</b>	<b>21.0</b>
Unable to Staff	3	30	10.0	No Funding	12	252	21.0
<b>Winneshiek</b>	<b>Contacts</b>	<b>Units</b>	<b>Avg/Cont</b>	<b>Chore</b>	<b>15</b>	<b>156</b>	<b>10.4</b>
<b>Chore</b>	<b>28</b>	<b>782</b>	<b>27.9</b>	No Provider	15	156	10.4
No Provider	28	782	27.9	<b>Congregate Meals</b>	<b>24</b>	<b>613</b>	<b>25.5</b>
<b>Home Delivered Meals</b>	<b>20</b>	<b>340</b>	<b>17.0</b>	No Funding	12	337	28.1
No Provider	20	340	17.0	No Provider	12	276	23.0
<b>Home Repair</b>	<b>2</b>	<b>419</b>	<b>209.5</b>	<b>Emergency Response System</b>	<b>12</b>	<b>12</b>	<b>1.0</b>
No Funding	2	419	209.5	Unable to Staff	12	12	1.0
<b>Material Aide</b>	<b>1</b>	<b>1</b>	<b>1.0</b>	<b>Home Delivered Meals</b>	<b>24</b>	<b>994</b>	<b>41.4</b>
No Funding	1	1	1.0	No Funding	24	994	41.4
<b>Respite</b>	<b>6</b>	<b>60</b>	<b>10.0</b>	<b>Home Repair</b>	<b>1</b>	<b>1</b>	<b>1.0</b>
No Funding	6	60	10.0	No Funding	1	1	1.0
<b>Training &amp; Education</b>	<b>1</b>	<b>60</b>	<b>60.0</b>	<b>Homemaker</b>	<b>2</b>	<b>20</b>	<b>10.0</b>
No Funding	1	60	60.0	No Funding	2	20	10.0
<b>Transportation</b>	<b>1</b>	<b>3</b>	<b>3.0</b>	<b>Material Aide</b>	<b>13</b>	<b>13</b>	<b>1.0</b>
No Funding	1	3	3.0	No Funding	9	9	1.0
				Unable to Staff	4	4	1.0
				<b>Nutrition Counseling</b>	<b>11</b>	<b>55</b>	<b>5.0</b>
				No Funding	11	55	5.0
				<b>Personal Care</b>	<b>2</b>	<b>10</b>	<b>5.0</b>
				No Funding	2	10	5.0
				<b>Respite</b>	<b>20</b>	<b>688</b>	<b>34.4</b>
				No Funding	20	688	34.4
				<b>Transportation</b>	<b>139</b>	<b>1,329</b>	<b>9.6</b>
				No Funding	72	789	11.0
				No Provider	61	486	8.0
				Unable to Staff	6	54	9.0
				<b>Visiting</b>	<b>59</b>	<b>835</b>	<b>14.2</b>
				No Funding	24	403	16.8
				No Provider	18	320	17.8
				Unable to Staff	17	112	6.6

**CMPFE**  
**Unmet Needs by County and Service and Reason**  
**(SFY 2010)**

<b><u>Worth</u></b>	<b><u>Contacts</u></b>	<b><u>Units</u></b>	<b><u>Avg/Cont</u></b>
<b>Chore</b>	<b>9</b>	<b>36</b>	<b>4.0</b>
No Provider	9	36	4.0
<b>Congregate Meals</b>	<b>10</b>	<b>310</b>	<b>31.0</b>
No Provider	10	310	31.0
<b>Home Delivered Meals</b>	<b>8</b>	<b>248</b>	<b>31.0</b>
No Provider	8	248	31.0
<b>Homemaker</b>	<b>6</b>	<b>78</b>	<b>13.0</b>
No Provider	6	78	13.0
<b>Material Aide</b>	<b>6</b>	<b>6</b>	<b>1.0</b>
No Funding	6	6	1.0
<b>Outreach</b>	<b>1</b>	<b>1</b>	<b>1.0</b>
No Provider	1	1	1.0
<b>Personal Care</b>	<b>6</b>	<b>54</b>	<b>9.0</b>
No Provider	6	54	9.0
<b>Senior Center</b>	<b>12</b>	<b>360</b>	<b>30.0</b>
No Provider	12	360	30.0
<b><u>Wright</u></b>	<b><u>Contacts</u></b>	<b><u>Units</u></b>	<b><u>Avg/Cont</u></b>
<b>Nutrition Counseling</b>	<b>503</b>	<b>1,620</b>	<b>3.2</b>
No Provider	503	1,620	3.2
<b>Nutrition Education</b>	<b>6</b>	<b>24</b>	<b>4.0</b>
No Provider	6	24	4.0