

# **Iowa Department on Aging**

**Case Management Program for Frail Elders (CMPFE)  
&  
Senior Living Program (SLP)**

## **Unmet Needs Report SFY 2009 (July 2008 - June 2009)**

**Iowa Department on Aging  
Jessie M. Parker Building  
510 East 12<sup>th</sup> Street  
Des Moines, IA 50319-9025  
Phone: (515) 725-3333  
Fax: (515) 725-3300  
[www.state.ia.us/elderaffairs](http://www.state.ia.us/elderaffairs)**

**(August 2009)**

## **Unmet Needs Reporting System**

Despite the successes of the Senior Living Program (SLP), Case Management Program for the Frail Elders (CMPFE) and other efforts of the Iowa Aging Network, there continue to be documented unmet needs throughout the state. This report is a compilation of unmet needs data reported to the Iowa Department on Aging (IDA) from the 13 Area Agencies on Aging. The sources for this data come from CMPFE case managers and SLP service providers under contract with the Area Agencies on Aging that have identified unmet service needs for elderly Iowans.

SLP unmet needs data is reported to Area Agencies on Aging by service providers under contract to provide SLP services and then submitted to IDA through the INAPIS reporting system. CMPFE unmet needs were reported through the CMPFE Seamless software by Case Managers during the development of a consumer service plan. This report is divided into separate SLP and CMPFE sections. It is possible that the some consumers may be included in both sections.

***This report is provided as a tool that identifies unmet needs of elderly Iowans that have contact with AAA's and their service providers and should not be considered all inclusive and definitive.***

## Document Description

<b>Unmet Needs Fast Facts:</b>	Provides a listing of quick facts related to CMFPE and SLP Unmet Needs reported during SFY 2009.	Page 4
<b>SLP Unmet Needs:</b>	Provides a listing of SLP reported Unmet Needs sorted by total units of service in descending order.	Page 5
<b>CMPFE Unmet Needs:</b>	Provides a listing of CMPFE reported Unmet Needs sorted by total units of service in descending order.	Page 6
<b>Unmet Needs Map:</b>	Provides a county mapping identifying which counties reported SLP and CMPFE Unmet Needs.	Pages 7 and 8
<b>Unmet Needs Graph:</b>	Provides graph comparing SLP and CMPFE unmet needs total units of service using CMPFE total units ranking in descending order as the base line.	Page 8
<b>Unmet Needs Mapping:</b>	Provides a county mapping of the top 10 total units of service with reported reasons for the unmet need excluding the service "Other".	Pages 9 to 18
<b>Unmet Needs by Service &amp; Reason:</b>	Provides an alphabetical listing of SLP and CMPFE services reported as unmet needs and the total contacts, units and average units per contact by services and reported reasons.	Pages 19 to 22
<b>Unmet Needs by County &amp; Service:</b>	Provides an alphabetical listing of counties and SLP and CMPFE services reported as unmet needs and the total contacts, units and average units per contact by services.	Pages 23 to 34
<b>Unmet Needs by County, Service &amp; Reason:</b>	Provides an alphabetical listing of counties and SLP and CMPFE services reported as unmet needs and the total contacts, units and average units per contact by county, services and reported reasons.	Pages 35 to 65
<b>Data Source</b>	Data used for this report is data reported to the Department on Aging from Area Agencies on Aging through the CMPFE Seamless and INAPIS Reporting System.	
<b>Contact Totals</b>	Contact totals may or may not represent unduplicated contact counts and the same contact may be included in both the CMPFE and SLP reporting systems as well as one or more service unmet needs.	

## SFY 2009 SLP & CMPFE Unmet Needs Fast Facts

- **92** of Iowa's 99 counties reported SLP and/or CMPFE unmet needs
- Total reported SLP unmet needs units were **40,504**
- Total reported SLP unmet needs contacts were **5,259**
- Total reported CMPFE unmet needs units were **131,111**
- Total reported CMPFE unmet needs contacts were **10,337**
- **Adult Daycare** was reported as the highest number of SLP unmet need units at **8,275**
- **Homemaker** was reported as the highest number of SLP unmet need contacts at **943**
- **Home Delivered Meals** were reported as the highest number of CMPFE unmet need units at **22,498**
- **Chore** was reported as the highest number of CMPFE unmet need contacts at **2,265**
- Of the total SLP units, **51%** reported **No or Inadequate Funding** and **42%** reported **No Provider** as the unmet need reason.
- **71 %** of the total CMPFE units reported **No or Inadequate Funding** as the unmet need reason.

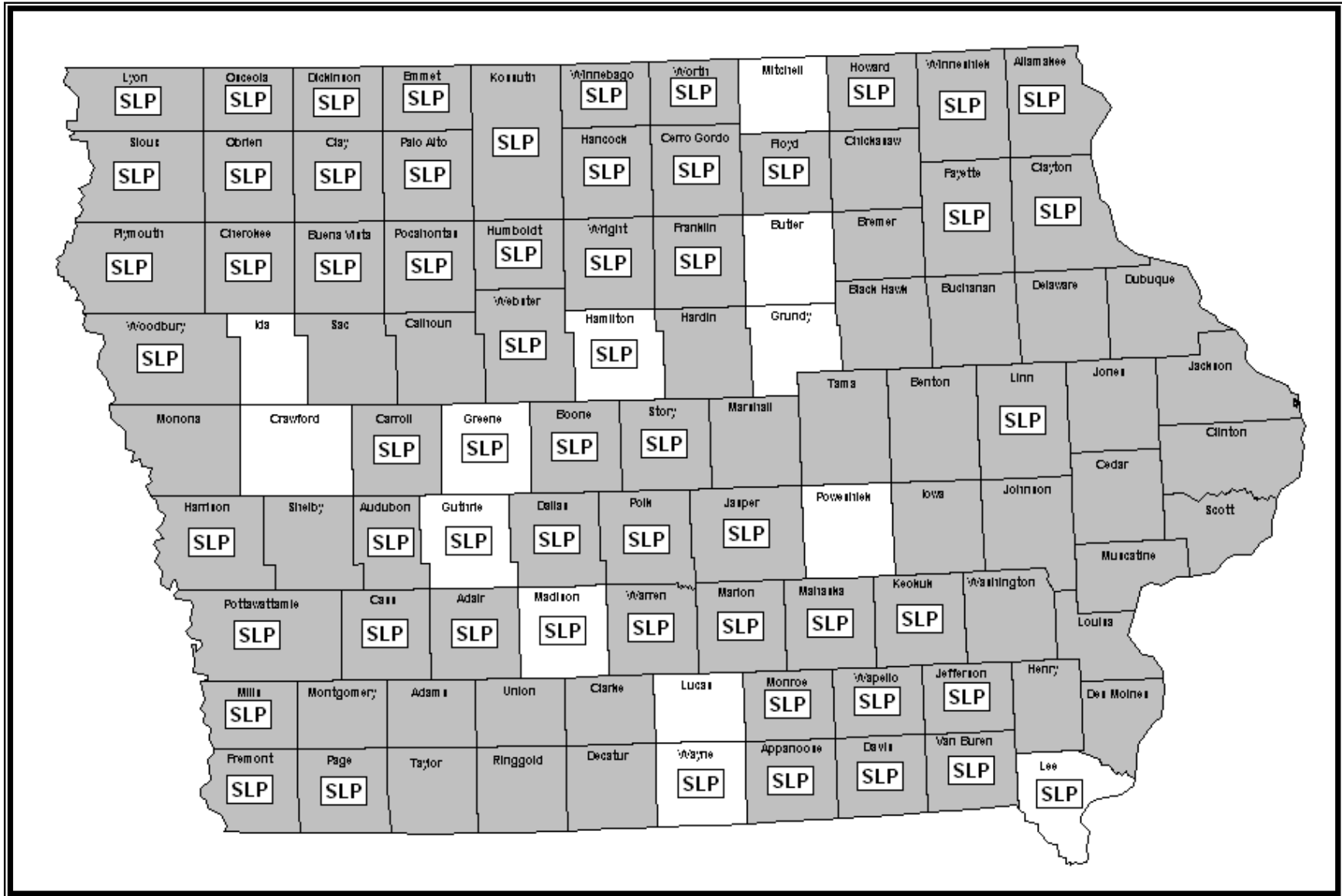
## SLP Unmet Needs SFY 2009

Service	Contacts	Units	Avg. Per Contact	Unit Of Measure	Rank By Units	Rank By Contacts	Rank By Avg. / Contact
Adult Daycare	311	8,275	26.6	1 hour	1	6	2
Visiting	828	5,809	7.0	1 visit	2	2	9
Homemaker	943	5,625	6.0	1 hour	3	1	10
Home Delivered Meals	165	3,935	23.8	1 meal	4	11	3
Personal Care	511	3,930	7.7	1 hour	5	4	8
Chore	346	3,482	10.1	1 hour	6	5	7
Respite	203	2,779	13.7	1 hour	7	9	5
Assisted Transportation	118	2,415	20.5	1 one-way trip	8	12	4
Transportation	665	1,504	2.3	1 one-way trip	9	3	14
Health Screening Well Elderly Clinics	293	649	2.2	1 hour	10	7	15
Protective Payee Service	181	382	2.1	1 contact	11	10	16
Legal Assistance	115	354	3.1	1 hour	12	13	13
Congregate Meals	10	300	30.0	1 meal	13	20	1
Emergency Response System	225	225	1.0	1 client	14	8	21
Medication Management	64	215	3.4	1 client	15	15	11
Home Repair	48	148	3.1	1 hour	16	18	12
Outreach	56	112	2.0	1 contact	17	17	17
Caregiver Support	57	107	1.9	1 hour	18	16	18
Reassurance	8	104	13.0	1 contact	19	21	6
Preventive Health Promotion	65	84	1.3	1 contact	20	14	20
Assessment & Intervention	46	69	1.5	1 hour	21	19	19
Material Aide	1	1	1.0	1 client	22	22	22

## CMPFE Unmet Needs SFY 2009

Service	Contacts	Units	Avg. Per Contact	Unit Of Measure	Rank By Units	Rank By Contacts	Rank By Avg. / Contact
Home Delivered Meals	1,064	22,498	21.1	1 meal	1	2	5
Chore	2,265	21,532	9.5	1 hour	2	1	19
Home Repair	678	16,295	24.0	1 hour	3	6	2
Transportation	749	12,046	16.1	1 one-way trip	4	3	10
Adult Daycare	574	9,713	16.9	1 hour	5	7	8
Assisted Transportation	732	7,996	10.9	1 one-way trip	6	4	15
Visiting	499	6,744	13.5	1 visit	7	8	12
Respite	253	5,875	23.2	1 hour	8	14	3
Caregiver Support	213	5,448	25.6	1 hour	9	15	1
Homemaker	314	4,260	13.6	1 hour	10	12	11
Material Aide	345	3,476	10.1	1 client	11	11	17
Congregate Meals	151	2,728	18.1	1 meal	12	16	7
Personal Care	117	2,130	18.2	1 hour	13	17	6
Mental Health Outreach	308	2,090	6.8	1/4 hour	14	13	22
Nutrition Counseling	695	2,081	3.0	1 session	15	5	30
Nutrition Education	441	1,154	2.6	1 session	16	9	33
Senior Center	48	1,026	21.4	1 hour	17	22	4
Reassurance	59	785	13.3	1 contact	18	19	13
Counseling	90	636	7.1	1 hour	19	18	21
Advocacy	49	492	10.0	1 hour	20	20	18
Medication Management	47	482	10.3	1 client	21	23	16
Emergency Response System	356	356	1.0	1 client	22	10	36
Health Screening Well Elderly Clinics	27	346	12.8	1 hour	23	26	14
Legal Assistance	49	191	3.9	1 hour	24	21	25
Training & Education	15	108	7.2	1 hour	25	31	20
Retired Service Volunteer Program	34	107	3.1	1 placement	26	25	28
Preventive Health Promotion	35	106	3.0	1 contact	27	24	29
Protective Payee Service	25	89	3.6	1 contact	28	27	26
Employment	5	81	16.2	1 placement	29	35	9
Adult Consumer Protection Service	22	72	3.3	1 hour	30	28	27
Outreach	19	55	2.9	1 contact	31	30	31
Information & Assistance	14	37	2.6	1 contact	32	32	32
Grandparent Relative Support	20	30	1.5	1 client	33	29	35
Public Information	4	16	4.0	1 issue/session	34	36	23
Placement Service	14	14	1.0	1 hour	35	33	37
Legal Education	6	12	2.0	1 contact	36	34	34
Assessment & Intervention	1	4	4.0	1 hour	37	37	24

# Counties Reporting Unmet Needs in SFY2009

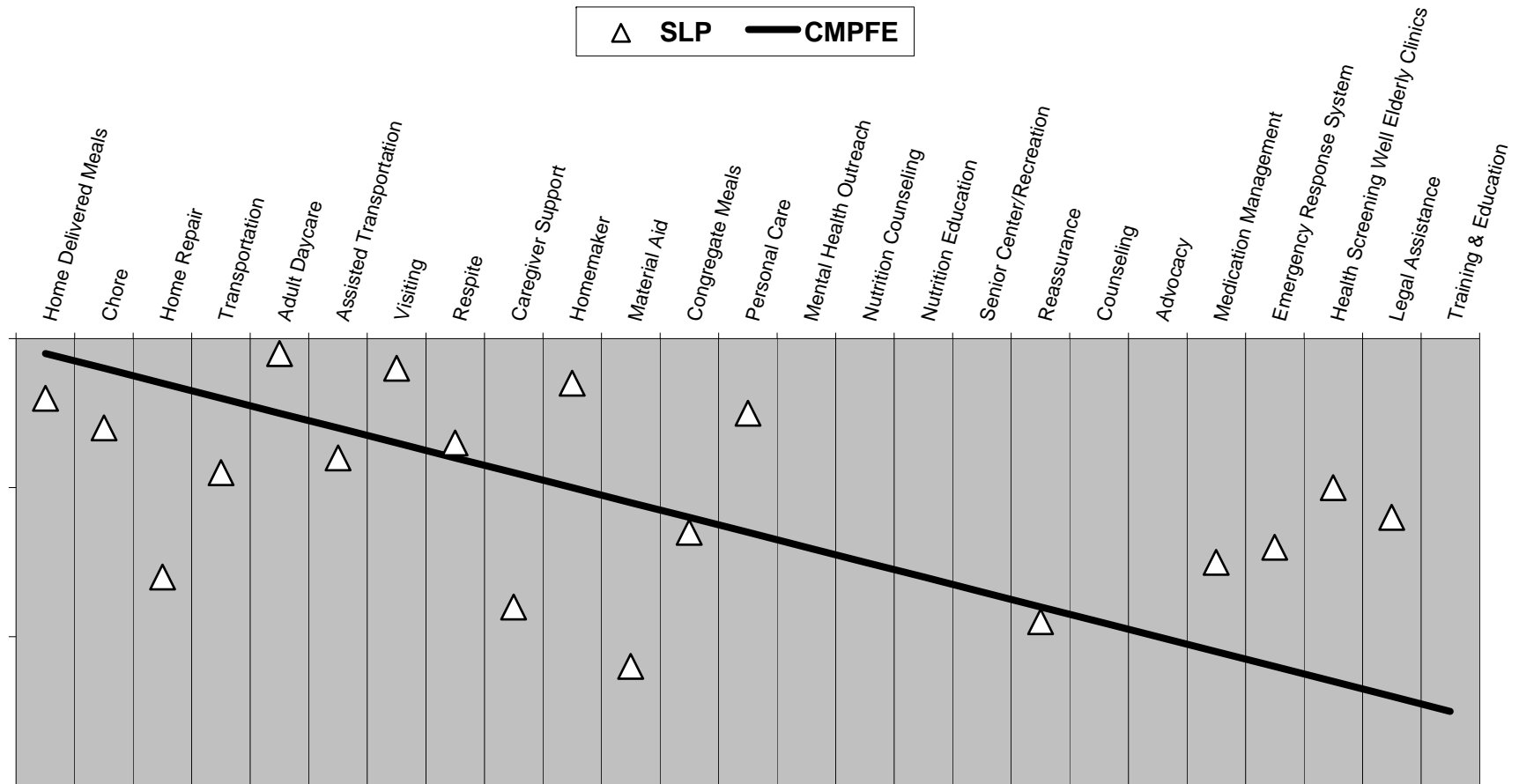


■ Reported CMPFE Unmet Needs

SLP

Reported SLP Unmet Needs

**SFY 2009 CMPFE & SLP Unmet Needs by Unit Ranking  
Top 25 CMPFE Unmet Needs in Descending Order as Baseline**



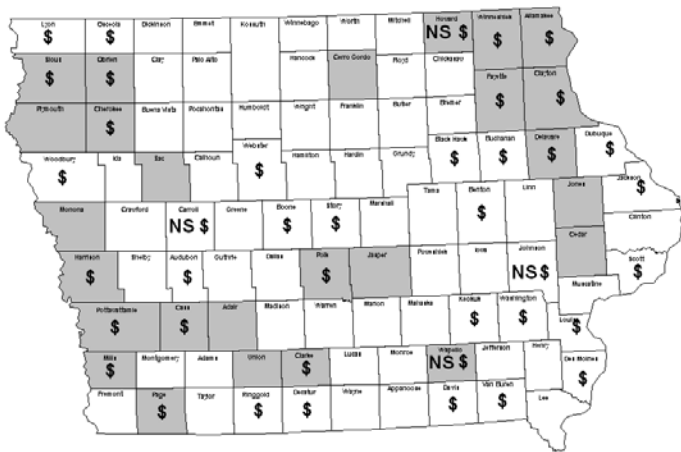
**Home Delivered Meals** were reported to be the highest number of CMPFE unmet need units at **22,498** and **Adult Daycare** was reported as the highest number of SLP unmet need units at **8,275**.

## CMPFE

### Home Delivered Meals

Contacts: 1,064

Units: 22,498

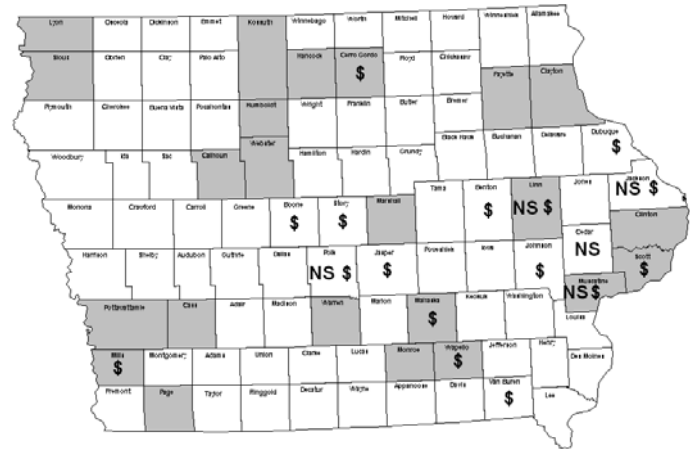


## SLP

### Adult Day Care

Contacts: 311

Units: 8,275



■ No Provider \$ No Funding / Funding Inadequate NS No Staffing

## CMPFE

No Provider	No Funding / Funding Inadequate	No Staffing
Adair	Allamakee	Johnson
Allamakee	Audubon	Keokuk
Cass	Benton	Louisa
Cedar	Black Hawk	Lyon
Cerro Gordo	Boone	Mills
Cherokee	Buchanan	O'Brien
Clarke	Carroll	Osceola
Clayton	Cass	Page
Delaware	Cherokee	Polk
Fayette	Clarke	Pottawattamie
Harrison	Clayton	Ringgold
Howard	Davis	Scott
Jasper	Decatur	Sioux
Jones	Delaware	Story
Mills	Des Moines	Van Buren
Monona	Dubuque	Wapello
O'Brien	Fayette	Washington
Page	Harrison	Webster
Plymouth	Howard	Winneshiek
Polk	Jackson	Woodbury
Pottawattamie		
Sac		
Sioux		
Union		
Wapello		
Winneshiek		

## SLP

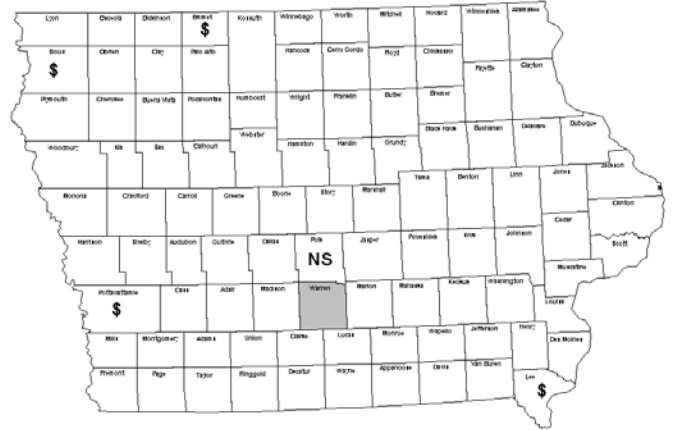
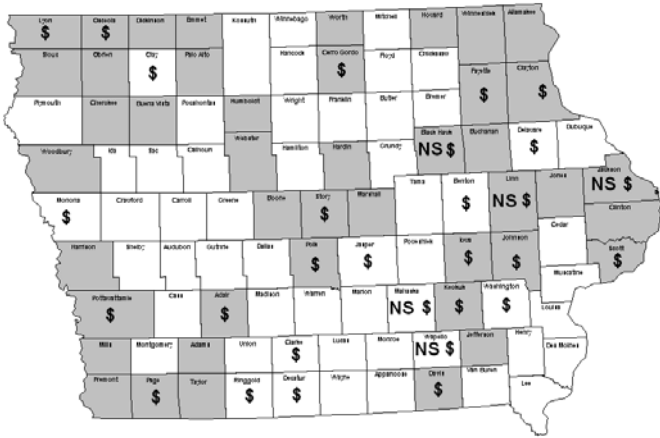
No Provider	No Funding / Funding Inadequate	No Staffing
Calhoun	Benton	Cedar
Cass	Boone	Jackson
Cerro Gordo	Cerro Gordo	Linn
Clayton	Dubuque	Muscatine
Clinton	Jackson	Polk
Fayette	Jasper	Scott
Hancock	Johnson	
Humboldt	Linn	
Kossuth	Mahaska	
Linn	Mills	
Lyon	Muscatine	
Mahaska	Polk	
Marshall	Scott	
Mills	Story	
Monroe	Van Buren	
Muscatine	Wapello	
Page		
Pottawattamie		
Scott		
Sioux		
Wapello		
Warren		
Webster		

# CMPFE

**Chore**  
**Contacts: 2,265**  
**Units: 21,532**

# SLP

**Visiting**  
**Contacts: 828**  
**Units: 5,809**



■ No Provider \$ No Funding / Funding Inadequate NS No Staffing

## CMPFE

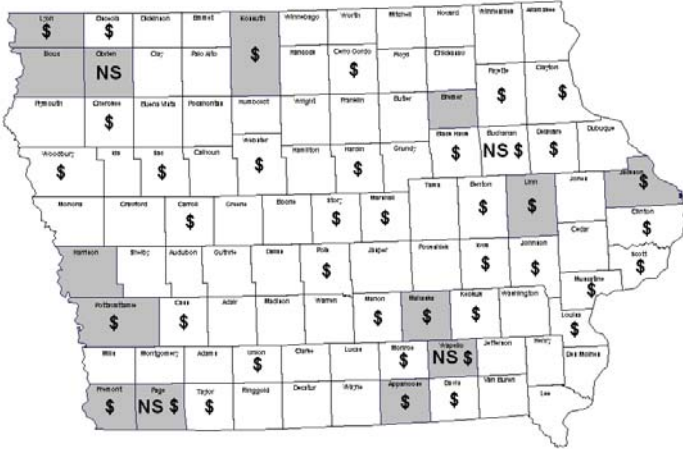
## SLP

No Provider		No Funding / Funding Inadequate		No Staffing
Adair	Jefferson	Adair	Keokuk	Black Hawk
Adams	Johnson	Benton	Linn	Jackson
Allamakee	Jones	Black Hawk	Lyon	Linn
Black Hawk	Keokuk	Cerro Gordo	Mahaska	Mahaska
Boone	Linn	Clarke	Monona	Wapello
Buchanan	Lyon	Clay	Osceola	
Buena Vista	Marshall	Clayton	Page	
Cerro Gordo	Mills	Davis	Polk	
Cherokee	O'Brien	Decatur	Pottawattamie	
Clayton	Osceola	Delaware	Ringgold	
Clinton	Page	Fayette	Scott	
Davis	Palo Alto	Iowa	Story	
Dickinson	Polk	Jackson	Wapello	
Emmet	Pottawattamie	Jasper	Washington	
Fayette	Scott	Johnson		
Fremont	Sioux			
Hardin	Story			
Harrison	Taylor			
Howard	Webster			
Humboldt	Winneshiek			
Iowa	Woodbury			
Jackson	Worth			

No Provider	No Funding / Funding Inadequate	No Staffing
Warren	Emmet	Polk
	Lee	
	Pottawattamie	
	Sioux	
	Emmet	

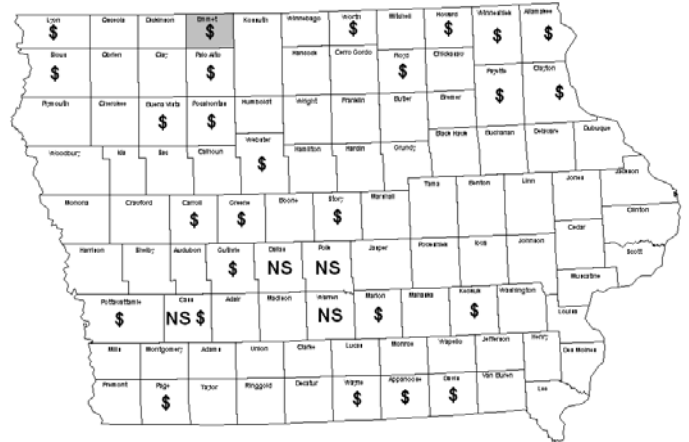
## CMPFE

**Home Repair**  
**Contacts: 678**  
**Units: 16,295**



## SLP

**Homemaker**  
**Contacts: 943**  
**Units: 5,625**



■ No Provider \$ No Funding / Funding Inadequate NS No Staffing

## CMPFE

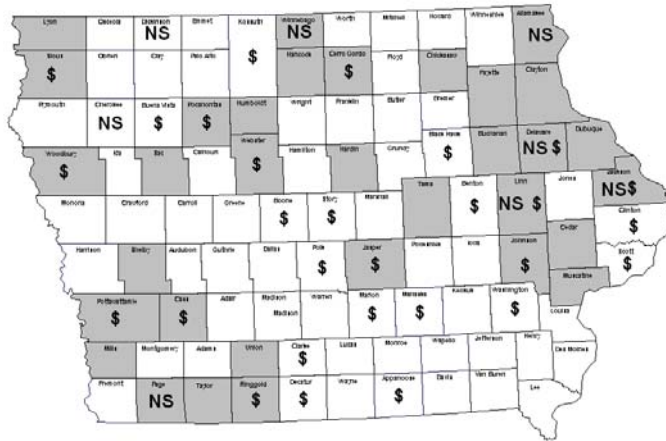
No Provider	No Funding / Funding Inadequate		No Staffing
Appanoose	Appanoose	Linn	Buchanan
Bremer	Benton	Louisa	O'Brien
Fremont	Black Hawk	Lyon	Page
Harrison	Buchanan	Mahaska	Wapello
Jackson	Carroll	Marion	
Kossuth	Cass	Marshall	
Linn	Cerro Gordo	Monroe	
Lyon	Cherokee	Muscatine	
Mahaska	Clayton	Osceola	
O'Brien	Clinton	Page	
Page	Davis	Polk	
Pottawattamie	Delaware	Pottawattamie	
Sioux	Fayette	Sac	
Wapello	Fremont	Scott	
	Hardin	Story	
	Iowa	Taylor	
	Jackson	Union	
	Johnson	Wapello	
	Keokuk	Webster	
	Kossuth	Woodbury	

## SLP

No Provider	No Funding / Funding Inadequate		No Staffing
Emmet	Allamakee	Keokuk	Cass
	Appanoose	Lyon	Dallas
	Buena Vista	Marion	Palo Alto
	Carroll	Page	Polk
	Cass	Palo Alto	Warren
	Clayton	Pocahontas	
	Davis	Pottawattamie	
	Emmet	Sioux	
	Fayette	Story	
	Floyd	Wayne	
	Greene	Webster	
	Guthrie	Winneshiek	
	Howard	Worth	

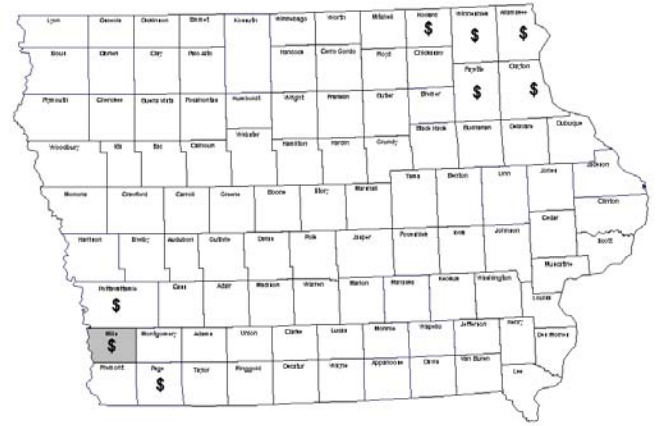
## CMPFE

**Transportation**  
**Contacts: 749**  
**Units: 12,046**



## SLP

**Home Delivered Meals**  
**Contacts: 165**  
**Units: 3,935**



■ No Provider \$ No Funding / Funding Inadequate NS No Staffing

## CMPFE

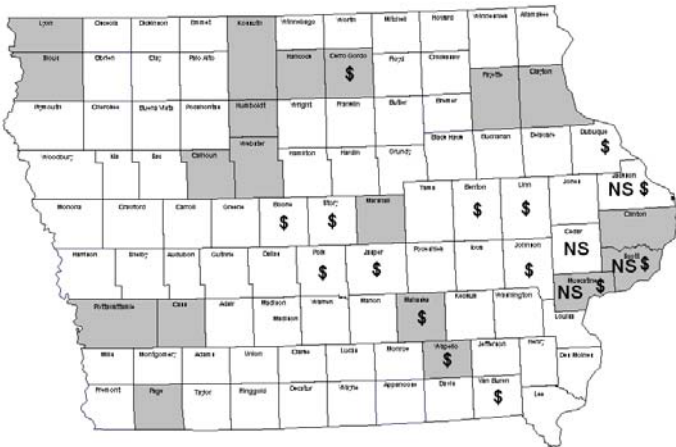
## SLP

No Provider		No Funding / Funding Inadequate		No Staffing
Allamakee	Lyon	Appanoose	Kossuth	Allamakee
Buchanan	Mills	Benton	Linn	Cherokee
Cass	Muscatine	Black Hawk	Mahaska	Delaware
Cedar	Page	Boone	Marion	Dickinson
Cerro Gordo	Pocahontas	Buena Vista	Pocahontas	Jackson
Chickasaw	Pottawattamie	Cass	Polk	Linn
Clayton	Ringgold	Cerro Gordo	Pottawattamie	Page
Delaware	Sac	Clarke	Ringgold	Winnebago
Dubuque	Shelby	Clinton	Scott	
Fayette	Sioux	Decatur	Sioux	
Hancock	Tama	Delaware	Story	
Hardin	Taylor	Jackson	Washington	
Humboldt	Union	Jasper	Webster	
Jackson	Webster	Johnson	Woodbury	
Jasper	Winnebago			
Johnson	Woodbury			
Linn				

No Provider	No Funding / Funding Inadequate	No Staffing
Mills	Allamakee	None
	Clayton	
	Fayette	
	Howard	
	Mills	
	Page	
	Pottawattamie	
	Winneshiek	

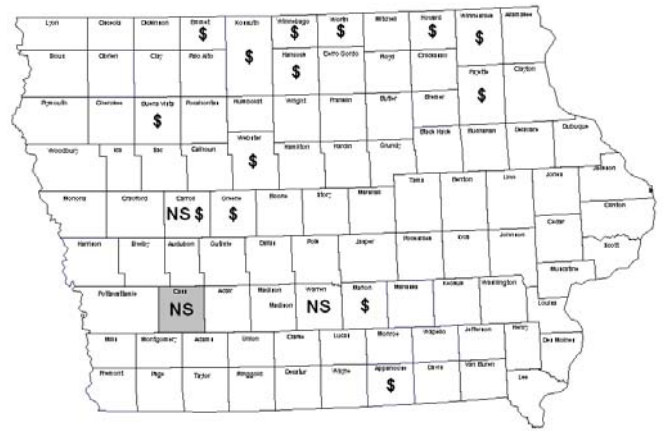
## CMPFE

**Adult Daycare**  
**Contacts: 574**  
**Units: 9,713**



## SLP

**Personal Care**  
**Contacts: 511**  
**Units: 3,930**



■ No Provider \$ No Funding / Funding Inadequate NS No Staffing

## CMPFE

No Provider	No Funding / Funding Inadequate	No Staffing
Calhoun	Benton	Cedar
Cass	Boone	Jackson
Cerro Gordo	Cerro Gordo	Muscatine
Clayton	Dubuque	Scott
Clinton	Jackson	
Fayette	Jasper	
Hancock	Johnson	
Humboldt	Linn	
Kossuth	Mahaska	
Lyon	Muscatine	
Mahaska	Polk	
Marshall	Scott	
Muscatine	Story	
Page	Van Buren	
Pottawattamie	Wapello	
Scott		
Sioux		
Wapello		
Webster		

## SLP

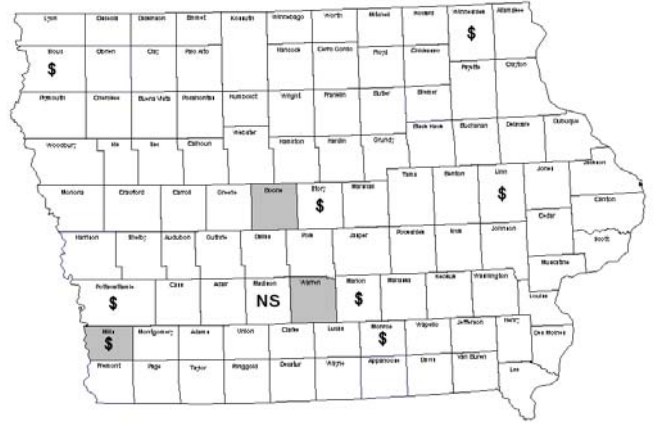
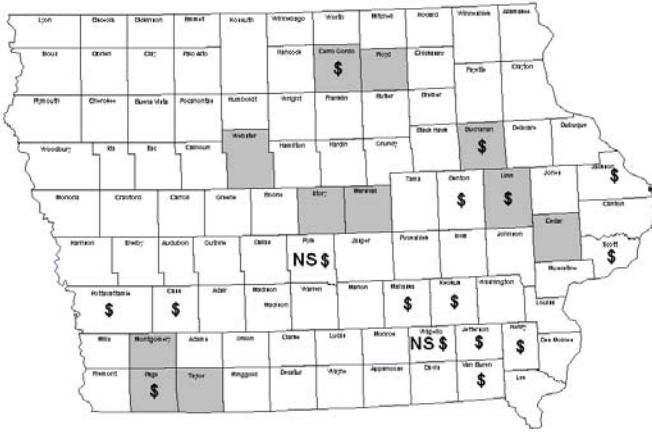
No Provider	No Funding / Funding Inadequate	No Staffing
Cass	Appanoose	Carroll
	Buena Vista	Cass
	Carroll	Warren
	Emmet	
	Fayette	
	Greene	
	Hancock	
	Howard	
	Kossuth	
	Marion	
	Webster	
	Winnebago	
	Winneshiek	
	Worth	

# CMPFE

**Assisted Transportation**  
**Contacts: 732**  
**Units: 7,996**

# SLP

**Chore**  
**Contacts: 346**  
**Units: 3,482**



■ No Provider    \$ No Funding / Funding Inadequate    NS No Staffing

## CMPFE

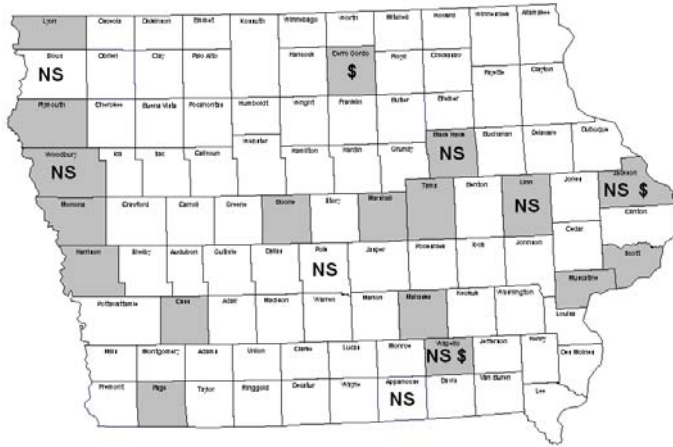
No Provider	No Funding / Funding Inadequate	No Staffing
Buchanan	Benton	Polk
Cedar	Buchanan	Wapello
Cerro Gordo	Cass	
Floyd	Cerro Gordo	
Linn	Henry	
Marshall	Jackson	
Montgomery	Jefferson	
Page	Keokuk	
Story	Linn	
Taylor	Mahaska	
Webster	Page	
	Polk	
	Pottawattamie	
	Scott	
	Van Buren	
	Wapello	

## SLP

No Provider	No Funding / Funding Inadequate	No Staffing
Boone	Linn	Madison
Mills	Marion	
Warren	Mills	
	Monroe	
	Pottawattamie	
	Sioux	
	Story	
	Winneshiek	

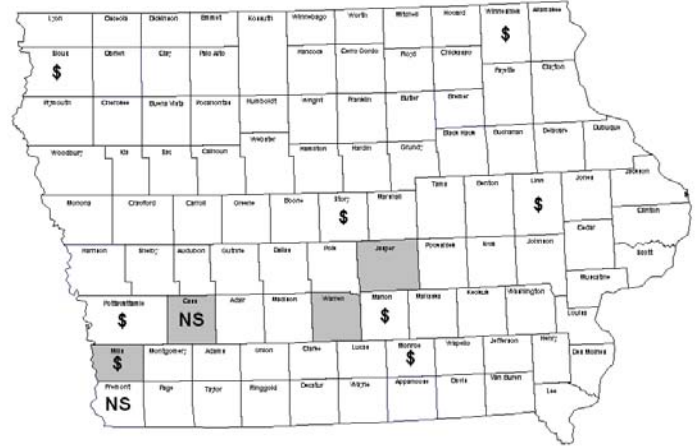
## CMPFE

**Visiting  
Contacts: 499  
Units: 6,744**



## SLP

**Respite  
Contacts: 203  
Units: 2,779**



■ No Provider    \$ No Funding / Funding Inadequate    NS No Staffing

## CMPFE

No Provider	No Funding / Funding Inadequate	No Staffing
Black Hawk	Cerro Gordo	Appanoose
Boone	Jackson	Black Hawk
Cass	Wapello	Jackson
Cerro Gordo		Linn
Harrison		Polk
Jackson		Sioux
Linn		Wapello
Lyon		Woodbury
Mahaska		
Marshall		
Monona		
Muscatine		
Page		
Plymouth		
Scott		
Tama		
Wapello		
Woodbury		

## SLP

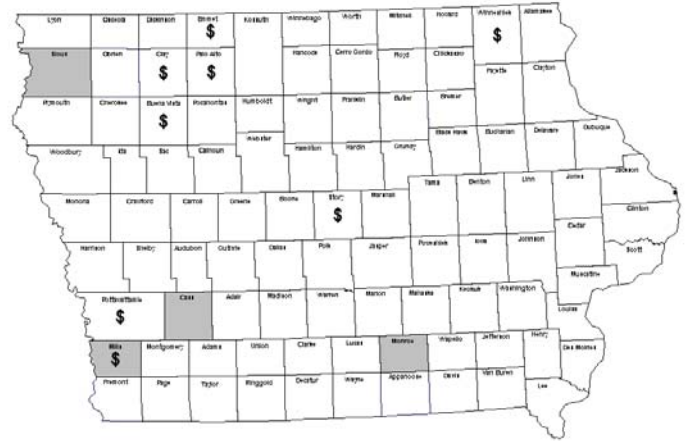
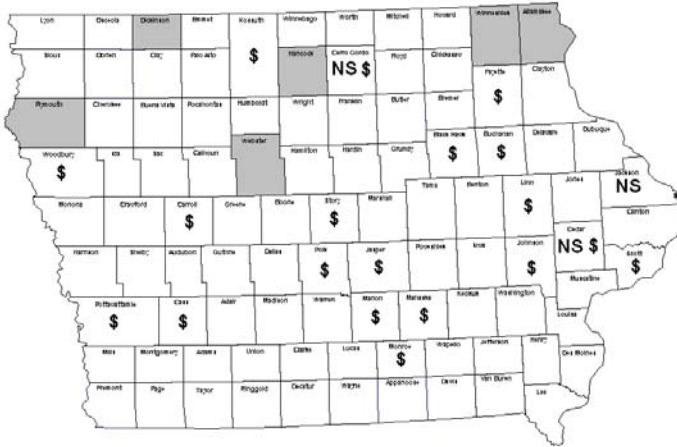
No Provider	No Funding / Funding Inadequate	No Staffing
Cass	Linn	Cass
Jasper	Marion	Fremont
Mills	Mills	
Warren	Monroe	
	Pottawattamie	
	Sioux	
	Story	
	Winneshiek	

## CMPFE

**Respite**  
**Contacts: 253**  
**Units: 5,875**

## SLP

**Assisted Transportation**  
**Contacts: 118**  
**Units: 2,415**



■ No Provider \$ No Funding / Funding Inadequate NS No Staffing

## CMPFE

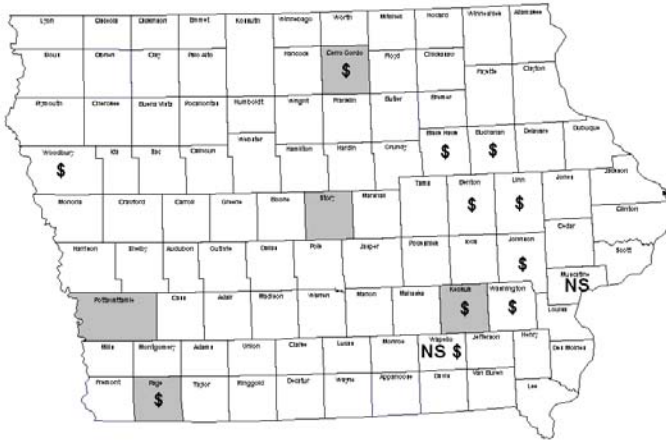
## SLP

No Provider	No Funding / Funding Inadequate	No Staffing
Allamakee	Black Hawk	Cedar
Dickinson	Buchanan	Cerro Gordo
Hancock	Carroll	Jackson
Plymouth	Cass	
Webster	Cedar	
Winneshiek	Cerro Gordo	
	Fayette	
	Jasper	
	Johnson	
	Kossuth	
	Linn	
	Mahaska	
	Marion	
	Monroe	
	Polk	
	Pottawattamie	
	Scott	
	Story	
	Woodbury	

No Provider	No Funding / Funding Inadequate	No Staffing
Cass	Buena Vista	None
Mills	Clay	
Monroe	Emmet	
Sioux	Mills	
	Palo Alto	
	Pottawattamie	
	Story	
	Winneshiek	

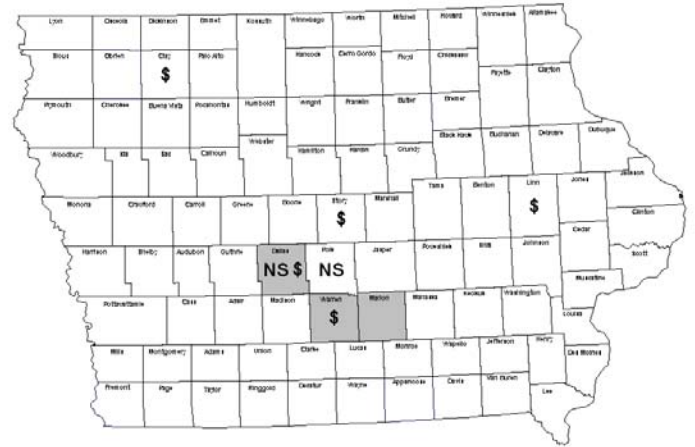
## CMPFE

**Caregiver Support**  
**Contacts: 213**  
**Units: 5,448**



## SLP

**Transportation**  
**Contacts: 665**  
**Units: 1,504**



■ No Provider \$ No Funding / Funding Inadequate NS No Staffing

## CMPFE

No Provider	No Funding / Funding Inadequate	No Staffing
Cerro Gordo	Benton	Muscatine
Keokuk	Black Hawk	Wapello
Page	Buchanan	
Pottawattamie	Cerro Gordo	
Story	Johnson	
	Keokuk	
	Linn	
	Page	
	Wapello	
	Washington	
	Woodbury	

## SLP

No Provider	No Funding / Funding Inadequate	No Staffing
Dallas	Clay	Dallas
Marion	Dallas	Polk
Warren	Linn	
	Story	
	Warren	



**SLP**  
**Unmet Needs by Service and Reason (SFY09)**

**Adult Daycare**

	<u>Contacts</u>	<u>Units</u>	<u>Avg/Contact</u>
No Funding	74	1,573	21.3
No Provider	21	226	10.8
Unable to Staff	198	6,226	31.4
Funding Inadequate	18	250	13.9

**Assessment & Intervention**

	<u>Contacts</u>	<u>Units</u>	<u>Avg/Contact</u>
No Funding	46	69	1.5

**Assisted Transportation**

	<u>Contacts</u>	<u>Units</u>	<u>Avg/Contact</u>
Funding Inadequate	41	172	4.2
No Funding	62	574	9.3
No Provider	15	1,669	111.3

**Caregiver Support**

	<u>Contacts</u>	<u>Units</u>	<u>Avg/Contact</u>
No Funding	54	104	1.9
Unable to Staff	3	3	1.0

**Chore**

	<u>Contacts</u>	<u>Units</u>	<u>Avg/Contact</u>
Unable to Staff	8	22	2.8
Funding Inadequate	159	1,407	8.8
No Funding	146	1,888	12.9
No Provider	33	165	5.0

**Congregate Meals**

	<u>Contacts</u>	<u>Units</u>	<u>Avg/Contact</u>
Funding Inadequate	10	300	30.0

**Emergency Response System**

	<u>Contacts</u>	<u>Units</u>	<u>Avg/Contact</u>
No Funding	225	225	1.0

**Health Screening Well Elderly Clinics**

	<u>Contacts</u>	<u>Units</u>	<u>Avg/Contact</u>
Funding Inadequate	230	567	2.5
No Funding	63	82	1.3

**Home Delivered Meals**

	<u>Contacts</u>	<u>Units</u>	<u>Avg/Contact</u>
Funding Inadequate	19	570	30.0
No Funding	132	2,990	22.7
No Provider	14	375	26.8

**Home Repair**

	<u>Contacts</u>	<u>Units</u>	<u>Avg/Contact</u>
Funding Inadequate	23	45	2.0
No Funding	17	92	5.4
Unable to Staff	8	11	1.4

**Homemaker**

	<u>Contacts</u>	<u>Units</u>	<u>Avg/Contact</u>
No Provider	3	6	2.0
Funding Inadequate	433	3,450	8.0
No Funding	376	1,970	5.2
Unable to Staff	131	199	1.5

**Legal Assistance**

	<u>Contacts</u>	<u>Units</u>	<u>Avg/Contact</u>
No Funding	3	8	2.7
No Provider	1	5	5.0
Unable to Staff	10	30	3.0
Funding Inadequate	101	311	3.1

**Material Aide**

	<u>Contacts</u>	<u>Units</u>	<u>Avg/Contact</u>
No Funding	1	1	1.0

**Medication Management**

	<u>Contacts</u>	<u>Units</u>	<u>Avg/Contact</u>
No Funding	64	215	3.4

**Outreach**

	<u>Contacts</u>	<u>Units</u>	<u>Avg/Contact</u>
No Funding	56	112	2.0

**Personal Care**

	<u>Contacts</u>	<u>Units</u>	<u>Avg/Contact</u>
Funding Inadequate	106	807	7.6
No Funding	374	3,082	8.2
No Provider	1	1	1.0
Unable to Staff	30	40	1.3

**Preventive Health Promotion**

	<u>Contacts</u>	<u>Units</u>	<u>Avg/Contact</u>
Funding Inadequate	59	78	1.3
No Funding	6	6	1.0

**Protective Payee Service**

	<u>Contacts</u>	<u>Units</u>	<u>Avg/Contact</u>
No Funding	181	382	2.1

**Reassurance**

	<u>Contacts</u>	<u>Units</u>	<u>Avg/Contact</u>
Funding Inadequate	7	84	12.0
No Provider	1	20	20.0

**Respite**

	<u>Contacts</u>	<u>Units</u>	<u>Avg/Contact</u>
Funding Inadequate	80	1,716	21.5
No Funding	93	779	8.4
No Provider	28	273	9.8
Unable to Staff	2	11	5.5

**SLP**  
**Unmet Needs by Service and Reason (SFY09)**

**Transportation**

	<u>Contacts</u>	<u>Units</u>	<u>Avg/Contact</u>
Funding Inadequate	106	353	3.3
No Funding	12	15	1.3
No Provider	9	18	2.0
Unable to Staff	538	1,118	2.1

**Visiting**

	<u>Contacts</u>	<u>Units</u>	<u>Avg/Contact</u>
Unable to Staff	287	1,148	4.0
Funding Inadequate	377	4,492	11.9
No Funding	161	161	1.0
No Provider	3	8	2.7

**CMPFE**

**Unmet Needs by Service and Reason (SFY09)**

**Adult Consumer Protection Service**

	<u>Contacts</u>	<u>Units</u>	<u>Avg/Contact</u>
No Funding	6	6	1.0
Funding Inadequate	16	66	4.1

**Adult Daycare**

	<u>Contacts</u>	<u>Units</u>	<u>Avg/Contact</u>
Funding Inadequate	115	1,126	9.8
No Funding	13	224	17.2
No Provider	417	8,118	19.5
Unable to Staff	29	245	8.4

**Advocacy**

	<u>Contacts</u>	<u>Units</u>	<u>Avg/Contact</u>
Funding Inadequate	15	73	4.9
No Funding	8	32	4.0
No Provider	22	371	16.9
Unable to Staff	4	16	4.0

**Assessment & Intervention**

	<u>Contacts</u>	<u>Units</u>	<u>Avg/Contact</u>
Funding Inadequate	1	4	4.0

**Assisted Transportation**

	<u>Contacts</u>	<u>Units</u>	<u>Avg/Contact</u>
No Provider	81	761	9.4
Unable to Staff	23	138	6.0
No Funding	67	367	5.5
Funding Inadequate	561	6,730	12.0

**Caregiver Support**

	<u>Contacts</u>	<u>Units</u>	<u>Avg/Contact</u>
No Funding	21	225	10.7
No Provider	76	627	8.3
Unable to Staff	23	1,101	47.9
Funding Inadequate	93	3,495	37.6

**Chore**

	<u>Contacts</u>	<u>Units</u>	<u>Avg/Contact</u>
Funding Inadequate	451	5,768	12.8
No Funding	110	753	6.8
No Provider	1,659	14,531	8.8
Unable to Staff	45	480	10.7

**Congregate Meals**

	<u>Contacts</u>	<u>Units</u>	<u>Avg/Contact</u>
Funding Inadequate	17	495	29.1
No Funding	16	416	26.0
No Provider	96	1,311	13.7
Unable to Staff	22	506	23.0

**Counseling**

	<u>Contacts</u>	<u>Units</u>	<u>Avg/Contact</u>
Funding Inadequate	27	153	5.7
No Provider	63	483	7.7

**Emergency Response System**

	<u>Contacts</u>	<u>Units</u>	<u>Avg/Contact</u>
Funding Inadequate	168	168	1.0
No Funding	21	21	1.0
No Provider	43	43	1.0
Unable to Staff	124	124	1.0

**Employment**

	<u>Contacts</u>	<u>Units</u>	<u>Avg/Contact</u>
Funding Inadequate	4	80	20.0
No Provider	1	1	1.0

**Grandparent Relative Support**

	<u>Contacts</u>	<u>Units</u>	<u>Avg/Contact</u>
Funding Inadequate	7	7	1.0
No Provider	13	23	1.8

**Health Screening Well Elderly Clinics**

	<u>Contacts</u>	<u>Units</u>	<u>Avg/Contact</u>
Funding Inadequate	7	7	1.0
No Provider	11	330	30.0
Unable to Staff	9	9	1.0

**Home Delivered Meals**

	<u>Contacts</u>	<u>Units</u>	<u>Avg/Contact</u>
No Funding	39	1,489	38.2
No Provider	631	10,244	16.2
Funding Inadequate	353	9,804	27.8
Unable to Staff	41	961	23.4

**Home Repair**

	<u>Contacts</u>	<u>Units</u>	<u>Avg/Contact</u>
Funding Inadequate	486	14,499	29.8
No Funding	74	1,410	19.1
No Provider	111	370	3.3
Unable to Staff	7	16	2.3

**Homemaker**

	<u>Contacts</u>	<u>Units</u>	<u>Avg/Contact</u>
Funding Inadequate	235	3,185	13.6
No Funding	29	381	13.1
No Provider	15	225	15.0
Unable to Staff	35	469	13.4

**Information & Assistance**

	<u>Contacts</u>	<u>Units</u>	<u>Avg/Contact</u>
Funding Inadequate	13	33	2.5
No Provider	1	4	4.0

**Legal Assistance**

	<u>Contacts</u>	<u>Units</u>	<u>Avg/Contact</u>
No Provider	23	113	4.9
Funding Inadequate	18	54	3.0
Unable to Staff	1	10	10.0
No Funding	7	14	2.0

**CMPFE**  
**Unmet Needs by Service and Reason (SFY09)**

**Legal Education**

	<u>Contacts</u>	<u>Units</u>	<u>Avg/Contact</u>
Funding Inadequate	6	12	2.0

**Material Aide**

	<u>Contacts</u>	<u>Units</u>	<u>Avg/Contact</u>
Funding Inadequate	222	2,475	11.1
No Funding	93	788	8.5
No Provider	9	183	20.3
Unable to Staff	21	30	1.4

**Medication Management**

	<u>Contacts</u>	<u>Units</u>	<u>Avg/Contact</u>
No Funding	4	62	15.5
No Provider	20	259	13.0
Funding Inadequate	19	41	2.2
Unable to Staff	4	120	30.0

**Mental Health Outreach**

	<u>Contacts</u>	<u>Units</u>	<u>Avg/Contact</u>
Unable to Staff	16	72	4.5
Funding Inadequate	82	443	5.4
No Funding	20	61	3.1
No Provider	190	1,514	8.0

**Nutrition Counseling**

	<u>Contacts</u>	<u>Units</u>	<u>Avg/Contact</u>
Unable to Staff	5	5	1.0
No Provider	678	2,022	3.0
Funding Inadequate	7	24	3.4
No Funding	5	30	6.0

**Nutrition Education**

	<u>Contacts</u>	<u>Units</u>	<u>Avg/Contact</u>
Funding Inadequate	5	6	1.2
No Funding	5	5	1.0
No Provider	431	1,143	2.7

**Outreach**

	<u>Contacts</u>	<u>Units</u>	<u>Avg/Contact</u>
Funding Inadequate	9	45	5.0
No Provider	10	10	1.0

**Personal Care**

	<u>Contacts</u>	<u>Units</u>	<u>Avg/Contact</u>
Funding Inadequate	69	1,688	24.5
No Funding	14	55	3.9
No Provider	16	126	7.9
Unable to Staff	18	261	14.5

**Placement Service**

	<u>Contacts</u>	<u>Units</u>	<u>Avg/Contact</u>
Funding Inadequate	5	5	1.0
No Provider	9	9	1.0

**Preventive Health Promotion**

	<u>Contacts</u>	<u>Units</u>	<u>Avg/Contact</u>
Funding Inadequate	7	30	4.3
No Provider	28	76	2.7

**Protective Payee Service**

	<u>Contacts</u>	<u>Units</u>	<u>Avg/Contact</u>
Funding Inadequate	14	60	4.3
No Funding	3	5	1.7
No Provider	4	4	1.0
Unable to Staff	4	20	5.0

**Public Information**

	<u>Contacts</u>	<u>Units</u>	<u>Avg/Contact</u>
Funding Inadequate	4	16	4.0

**Reassurance**

	<u>Contacts</u>	<u>Units</u>	<u>Avg/Contact</u>
Funding Inadequate	7	28	4.0
No Funding	11	314	28.5
No Provider	41	443	10.8

**Respite**

	<u>Contacts</u>	<u>Units</u>	<u>Avg/Contact</u>
No Provider	19	295	15.5
Unable to Staff	27	671	24.9
Funding Inadequate	124	3,001	24.2
No Funding	83	1,908	23.0

**Retired Service Volunteer Program**

	<u>Contacts</u>	<u>Units</u>	<u>Avg/Contact</u>
Unable to Staff	3	3	1.0
No Provider	31	104	3.4

**Senior Center**

	<u>Contacts</u>	<u>Units</u>	<u>Avg/Contact</u>
No Provider	45	1,019	22.6
Unable to Staff	3	7	2.3

**Training & Education**

	<u>Contacts</u>	<u>Units</u>	<u>Avg/Contact</u>
Unable to Staff	2	2	1.0
No Provider	13	106	8.2

**Transportation**

	<u>Contacts</u>	<u>Units</u>	<u>Avg/Contact</u>
Unable to Staff	76	2,418	31.8
No Provider	321	4,852	15.1
Funding Inadequate	269	3,945	14.7
No Funding	83	831	10.0

**Visiting**

	<u>Contacts</u>	<u>Units</u>	<u>Avg/Contact</u>
Unable to Staff	95	903	9.5
Funding Inadequate	26	149	5.7
No Funding	17	180	10.6
No Provider	361	5,512	15.3

**SLP**

**Unmet Needs by County and Service (SFY09)**

<b>Adair</b>	<u>Contacts</u>	<u>Units</u>	<u>Avg/Contact</u>	<b>Clayton</b>	<u>Contacts</u>	<u>Units</u>	<u>Avg/Contact</u>
Legal Assistance	2	2	1.0	Chore	5	25	5.0
<b>Allamakee</b>	<u>Contacts</u>	<u>Units</u>	<u>Avg/Contact</u>	Homemaker	1	5	5.0
Emergency Response System	49	49	1.0	Emergency Response System	25	25	1.0
Home Delivered Meals	11	212	19.3	Home Delivered Meals	6	186	31.0
Homemaker	13	58	4.5	<b>Dallas</b>	<u>Contacts</u>	<u>Units</u>	<u>Avg/Contact</u>
<b>Appanoose</b>	<u>Contacts</u>	<u>Units</u>	<u>Avg/Contact</u>	Homemaker	48	82	1.7
Homemaker	9	57	6.3	Transportation	158	347	2.2
Legal Assistance	1	4	4.0	<b>Davis</b>	<u>Contacts</u>	<u>Units</u>	<u>Avg/Contact</u>
Personal Care	16	200	12.5	Homemaker	8	8	1.0
<b>Audubon</b>	<u>Contacts</u>	<u>Units</u>	<u>Avg/Contact</u>	Legal Assistance	5	16	3.2
Chore	105	1,680	16.0	<b>Dickinson</b>	<u>Contacts</u>	<u>Units</u>	<u>Avg/Contact</u>
<b>Boone</b>	<u>Contacts</u>	<u>Units</u>	<u>Avg/Contact</u>	Legal Assistance	2	4	2.0
Chore	1	4	4.0	<b>Emmet</b>	<u>Contacts</u>	<u>Units</u>	<u>Avg/Contact</u>
Home Repair	2	2	1.0	Reassurance	7	84	12.0
Material Aide	1	1	1.0	Visiting	1	10	10.0
<b>Buena Vista</b>	<u>Contacts</u>	<u>Units</u>	<u>Avg/Contact</u>	Homemaker	118	577	4.9
Assisted Transportation	3	3	1.0	Assisted Transportation	2	25	12.5
Homemaker	25	134	5.4	Personal Care	61	424	7.0
Personal Care	16	65	4.1	<b>Fayette</b>	<u>Contacts</u>	<u>Units</u>	<u>Avg/Contact</u>
<b>Carroll</b>	<u>Contacts</u>	<u>Units</u>	<u>Avg/Contact</u>	Chore	16	80	5.0
Homemaker	8	12	1.5	Emergency Response System	75	75	1.0
Medication Management	6	6	1.0	Home Delivered Meals	29	578	19.9
Personal Care	72	498	6.9	Homemaker	33	203	6.2
<b>Cass</b>	<u>Contacts</u>	<u>Units</u>	<u>Avg/Contact</u>	Personal Care	4	20	5.0
Personal Care	12	22	1.8	<b>Floyd</b>	<u>Contacts</u>	<u>Units</u>	<u>Avg/Contact</u>
Homemaker	8	25	3.1	Assessment & Intervention	5	10	2.0
Assisted Transportation	10	1,655	165.5	Homemaker	4	44	11.0
Respite	2	7	3.5	<b>Franklin</b>	<u>Contacts</u>	<u>Units</u>	<u>Avg/Contact</u>
<b>Cerro Gordo</b>	<u>Contacts</u>	<u>Units</u>	<u>Avg/Contact</u>	Assessment & Intervention	20	20	1.0
Medication Management	27	108	4.0	<b>Fremont</b>	<u>Contacts</u>	<u>Units</u>	<u>Avg/Contact</u>
Protective Payee Service	160	355	2.2	Preventive Health Promotion	6	6	1.0
<b>Cherokee</b>	<u>Contacts</u>	<u>Units</u>	<u>Avg/Contact</u>	Respite	1	8	8.0
Legal Assistance	5	11	2.2	<b>Greene</b>	<u>Contacts</u>	<u>Units</u>	<u>Avg/Contact</u>
<b>Clay</b>	<u>Contacts</u>	<u>Units</u>	<u>Avg/Contact</u>	Personal Care	4	16	4.0
Assisted Transportation	18	108	6.0	Homemaker	2	14	7.0
Legal Assistance	4	7	1.8	<b>Guthrie</b>	<u>Contacts</u>	<u>Units</u>	<u>Avg/Contact</u>
Transportation	1	8	8.0	Homemaker	80	565	7.1
				<b>Hamilton</b>	<u>Contacts</u>	<u>Units</u>	<u>Avg/Contact</u>
				Assessment & Intervention	4	10	2.5

SLP

Unmet Needs by County and Service (SFY09)

County	Service	Contacts	Units	Avg/Contact
<b>Hancock</b>	Assessment & Intervention	16	28	1.8
	Personal Care	117	1,062	9.1
<b>Harrison</b>	Health Screening Well Elderly Clinics	54	66	1.2
<b>Howard</b>	Home Delivered Meals	35	744	21.3
	Assessment & Intervention	1	1	1.0
	Homemaker	10	68	6.8
	Personal Care	10	50	5.0
	Chore	7	35	5.0
	Emergency Response System	25	25	1.0
	Health Screening Well Elderly Clinics	1	1	1.0
<b>Humboldt</b>	Protective Payee Service	21	27	1.3
<b>Jasper</b>	Respite	1	7	7.0
<b>Jefferson</b>	Legal Assistance	2	6	3.0
<b>Keokuk</b>	Homemaker	58	272	4.7
	Legal Assistance	4	9	2.3
<b>Kossuth</b>	Personal Care	9	90	10.0
<b>Lee</b>	Visiting	252	252	1.0
<b>Linn</b>	Caregiver Support	7	7	1.0
	Respite	7	22	3.1
	Transportation	11	13	1.2
	Adult Daycare	42	667	15.9
<b>Lyon</b>	Home Repair	5	27	5.4
	Homemaker	52	322	6.2
	Legal Assistance	1	1	1.0
<b>Madison</b>	Chore	29	103	3.6
<b>Mahaska</b>	Legal Assistance	4	23	5.8
<b>Marion</b>	Personal Care	35	354	10.1
	Respite	1	6	6.0
	Transportation	1	2	2.0
	Homemaker	21	48	2.3
<b>Mills</b>	Adult Daycare	18	200	11.1
	Assisted Transportation	14	39	2.8
	Chore	32	167	5.2
	Home Delivered Meals	16	425	26.6
	Respite	24	270	11.3
<b>Monroe</b>	Adult Daycare	1	12	12.0
	Respite	1	8	8.0
	Reassurance	1	20	20.0
	Medication Management	1	1	1.0
	Legal Assistance	2	4	2.0
	Assisted Transportation	2	4	2.0
	Emergency Response System	1	1	1.0
<b>O'Brien</b>	Health Screening Well Elderly Clinics	159	496	3.1
	Legal Assistance	1	5	5.0
	Preventive Health Promotion	59	78	1.3
<b>Osceola</b>	Legal Assistance	1	8	8.0
	Health Screening Well Elderly Clinics	71	71	1.0
<b>Page</b>	Homemaker	6	18	3.0
	Home Delivered Meals	34	900	26.5
<b>Palo Alto</b>	Assisted Transportation	20	38	1.9
	Homemaker	23	30	1.3
<b>Plymouth</b>	Legal Assistance	2	6	3.0
<b>Pocahontas</b>	Chore	1	1	1.0
	Homemaker	12	68	5.7

**SLP**

**Unmet Needs by County and Service (SFY09)**

<b>Polk</b>	<u>Contacts</u>	<u>Units</u>	<u>Avg/Contact</u>	<b>Wayne</b>	<u>Contacts</u>	<u>Units</u>	<u>Avg/Contact</u>
Transportation	433	894	2.1	Homemaker	10	42	4.2
Visiting	287	1,148	4.0	Legal Assistance	2	2	1.0
Legal Assistance	41	146	3.6	<b>Webster</b>	<u>Contacts</u>	<u>Units</u>	<u>Avg/Contact</u>
Homemaker	20	40	2.0	Homemaker	48	261	5.4
Adult Daycare	193	6,082	31.5	Personal Care	34	144	4.2
<b>Pottawattamie</b>	<u>Contacts</u>	<u>Units</u>	<u>Avg/Contact</u>	<b>Winnebago</b>	<u>Contacts</u>	<u>Units</u>	<u>Avg/Contact</u>
Visiting	29	820	28.3	Medication Management	28	92	3.3
Chore	136	1,318	9.7	Personal Care	32	328	10.3
Congregate Meals	10	300	30.0	Health Screening Well Elderly Clinics	8	15	1.9
Home Delivered Meals	19	570	30.0	<b>Winneshiek</b>	<u>Contacts</u>	<u>Units</u>	<u>Avg/Contact</u>
Home Repair	18	18	1.0	Chore	12	60	5.0
Homemaker	45	1,320	29.3	Emergency Response System	50	50	1.0
Respite	38	1,240	32.6	Home Delivered Meals	15	320	21.3
Assisted Transportation	2	6	3.0	Homemaker	64	246	3.8
<b>Sioux</b>	<u>Contacts</u>	<u>Units</u>	<u>Avg/Contact</u>	Personal Care	4	10	2.5
Visiting	256	3,571	13.9	Respite	5	25	5.0
Respite	37	436	11.8	Assisted Transportation	37	460	12.4
Assisted Transportation	1	5	5.0	<b>Woodbury</b>	<u>Contacts</u>	<u>Units</u>	<u>Avg/Contact</u>
Chore	1	7	7.0	Legal Assistance	20	66	3.3
Homemaker	41	216	5.3	<b>Worth</b>	<u>Contacts</u>	<u>Units</u>	<u>Avg/Contact</u>
<b>Story</b>	<u>Contacts</u>	<u>Units</u>	<u>Avg/Contact</u>	Homemaker	63	333	5.3
Homemaker	62	496	8.0	Personal Care	78	640	8.2
Transportation	58	232	4.0	<b>Wright</b>	<u>Contacts</u>	<u>Units</u>	<u>Avg/Contact</u>
Outreach	56	112	2.0	Medication Management	2	8	4.0
Home Repair	15	90	6.0				
Caregiver Support	50	100	2.0				
Assisted Transportation	9	72	8.0				
Adult Daycare	54	1,296	24.0				
Respite	81	728	9.0				
<b>Van Buren</b>	<u>Contacts</u>	<u>Units</u>	<u>Avg/Contact</u>				
Legal Assistance	2	5	2.5				
<b>Wapello</b>	<u>Contacts</u>	<u>Units</u>	<u>Avg/Contact</u>				
Legal Assistance	14	29	2.1				
<b>Warren</b>	<u>Contacts</u>	<u>Units</u>	<u>Avg/Contact</u>				
Respite	5	22	4.4				
Personal Care	7	7	1.0				
Transportation	3	8	2.7				
Home Repair	8	11	1.4				
Chore	1	2	2.0				
Adult Daycare	3	18	6.0				
Visiting	3	8	2.7				
Homemaker	51	61	1.2				

## CMPFE

### Unmet Needs by County and Service (SFY09)

<b>Adair</b>				<b>Benton</b>			
	<u>Contacts</u>	<u>Units</u>	<u>Avg/Contact</u>		<u>Contacts</u>	<u>Units</u>	<u>Avg/Contact</u>
Congregate Meals	6	186	31.0	Nutrition Counseling	4	16	4.0
Home Delivered Meals	1	20	20.0	Information & Assistance	4	16	4.0
Homemaker	6	180	30.0	Transportation	4	80	20.0
Chore	12	180	15.0	Senior Center	8	160	20.0
<b>Adams</b>				<b>Benton</b>			
	<u>Contacts</u>	<u>Units</u>	<u>Avg/Contact</u>		<u>Contacts</u>	<u>Units</u>	<u>Avg/Contact</u>
Chore	2	40	20.0	Reassurance	7	28	4.0
<b>Allamakee</b>				<b>Benton</b>			
	<u>Contacts</u>	<u>Units</u>	<u>Avg/Contact</u>		<u>Contacts</u>	<u>Units</u>	<u>Avg/Contact</u>
Chore	15	112	7.5	Public Information	4	16	4.0
Home Delivered Meals	140	2,066	14.8	Nutrition Education	4	4	1.0
Personal Care	9	18	2.0	Mental Health Outreach	4	32	8.0
Respite	2	30	15.0	Material Aide	6	6	1.0
Transportation	25	700	28.0	Legal Assistance	6	42	7.0
<b>Appanoose</b>				<b>Benton</b>			
	<u>Contacts</u>	<u>Units</u>	<u>Avg/Contact</u>		<u>Contacts</u>	<u>Units</u>	<u>Avg/Contact</u>
Home Repair	41	41	1.0	Chore	14	145	10.4
Visiting	11	11	1.0	Protective Payee Service	4	16	4.0
Training & Education	2	2	1.0	Advocacy	4	4	1.0
Grandparent Relative Support	16	16	1.0	Homemaker	9	144	16.0
Congregate Meals	22	506	23.0	Caregiver Support	19	2,016	106.1
Transportation	2	12	6.0	Congregate Meals	13	403	31.0
<b>Audubon</b>				<b>Benton</b>			
	<u>Contacts</u>	<u>Units</u>	<u>Avg/Contact</u>		<u>Contacts</u>	<u>Units</u>	<u>Avg/Contact</u>
Home Delivered Meals	2	62	31.0	Adult Daycare	3	24	8.0
				Emergency Response System	8	8	1.0
				Employment	4	80	20.0
				Home Delivered Meals	16	589	36.8
				Home Repair	13	319	24.5
				Assisted Transportation	18	360	20.0
				<b>Black Hawk</b>			
	<u>Contacts</u>	<u>Units</u>	<u>Avg/Contact</u>		<u>Contacts</u>	<u>Units</u>	<u>Avg/Contact</u>
				Visiting	12	260	21.7
				Material Aide	17	29	1.7
				Transportation	8	76	9.5
				Respite	11	165	15.0
				Placement Service	5	5	1.0
				Medication Management	7	217	31.0
				Home Repair	21	466	22.2
				Home Delivered Meals	4	124	31.0
				Emergency Response System	7	7	1.0
				Chore	11	280	25.5
				Caregiver Support	19	332	17.5
				Personal Care	13	370	28.5
				Homemaker	1	20	20.0
				<b>Boone</b>			
	<u>Contacts</u>	<u>Units</u>	<u>Avg/Contact</u>		<u>Contacts</u>	<u>Units</u>	<u>Avg/Contact</u>
				Emergency Response System	2	2	1.0
				Visiting	3	30	10.0
				Home Delivered Meals	5	155	31.0
				Chore	19	190	10.0
				Adult Daycare	2	20	10.0
				Transportation	2	70	35.0

## CMPFE

### Unmet Needs by County and Service (SFY09)

<b>Bremer</b>				<b>Cedar</b>			
	<u>Contacts</u>	<u>Units</u>	<u>Avg/Contact</u>		<u>Contacts</u>	<u>Units</u>	<u>Avg/Contact</u>
Home Repair	1	1	1.0	Home Delivered Meals	24	230	9.6
<b>Buchanan</b>				<b>Cerro Gordo</b>			
	<u>Contacts</u>	<u>Units</u>	<u>Avg/Contact</u>		<u>Contacts</u>	<u>Units</u>	<u>Avg/Contact</u>
Emergency Response System	3	3	1.0	Outreach	9	45	5.0
Counseling	10	28	2.8	Legal Assistance	3	3	1.0
Transportation	4	40	10.0	Information & Assistance	9	20	2.2
Training & Education	4	16	4.0	Material Aide	29	29	1.0
Respite	4	80	20.0	Medication Management	1	1	1.0
Nutrition Education	1	2	2.0	Mental Health Outreach	7	14	2.0
Home Repair	2	14	7.0	Preventive Health Promotion	19	34	1.8
Adult Consumer Protection Service	6	6	1.0	Protective Payee Service	1	1	1.0
Congregate Meals	6	150	25.0	Respite	15	212	14.1
Chore	5	80	16.0	Senior Center	29	619	21.3
Caregiver Support	4	80	20.0	Visiting	37	217	5.9
Assisted Transportation	39	488	12.5	Homemaker	11	11	1.0
Assessment & Intervention	1	4	4.0	Transportation	30	364	12.1
Home Delivered Meals	8	200	25.0	Assisted Transportation	58	726	12.5
<b>Buena Vista</b>				<b>Cherokee</b>			
	<u>Contacts</u>	<u>Units</u>	<u>Avg/Contact</u>		<u>Contacts</u>	<u>Units</u>	<u>Avg/Contact</u>
Mental Health Outreach	11	88	8.0	Chore	10	100	10.0
Transportation	9	90	10.0	Home Delivered Meals	10	589	58.9
Chore	6	55	9.2	Home Repair	1	4	4.0
<b>Calhoun</b>				<b>Chickasaw</b>			
	<u>Contacts</u>	<u>Units</u>	<u>Avg/Contact</u>		<u>Contacts</u>	<u>Units</u>	<u>Avg/Contact</u>
Adult Daycare	5	100	20.0	Transportation	10	88	8.8
<b>Carroll</b>							
	<u>Contacts</u>	<u>Units</u>	<u>Avg/Contact</u>				
Home Delivered Meals	6	186	31.0				
Home Repair	1	2	2.0				
Respite	2	100	50.0				
<b>Cass</b>							
	<u>Contacts</u>	<u>Units</u>	<u>Avg/Contact</u>				
Nutrition Education	37	640	17.3				
Medication Management	5	25	5.0				
Visiting	123	3,650	29.7				
Respite	14	660	47.1				
Nutrition Counseling	9	180	20.0				
Home Repair	5	7	1.4				
Home Delivered Meals	19	596	31.4				
Adult Daycare	25	1,355	54.2				
Emergency Response System	11	11	1.0				
Transportation	43	868	20.2				
Assisted Transportation	10	50	5.0				
Homemaker	21	210	10.0				

## CMPFE

### Unmet Needs by County and Service (SFY09)

<b>Clarke</b>				<b>Delaware</b>			
	<u>Contacts</u>	<u>Units</u>	<u>Avg/Contact</u>		<u>Contacts</u>	<u>Units</u>	<u>Avg/Contact</u>
Home Delivered Meals	23	713	31.0	Home Delivered Meals	21	360	17.1
Transportation	19	190	10.0	Transportation	27	2,832	104.9
Emergency Response System	20	20	1.0	Personal Care	6	30	5.0
Chore	2	40	20.0	Mental Health Outreach	20	185	9.3
<b>Clay</b>				<b>Des Moines</b>			
	<u>Contacts</u>	<u>Units</u>	<u>Avg/Contact</u>		<u>Contacts</u>	<u>Units</u>	<u>Avg/Contact</u>
Chore	1	4	4.0	Material Aide	7	7	1.0
<b>Clayton</b>				<b>Dickinson</b>			
	<u>Contacts</u>	<u>Units</u>	<u>Avg/Contact</u>		<u>Contacts</u>	<u>Units</u>	<u>Avg/Contact</u>
Homemaker	3	30	10.0	Chore	8	24	3.0
Personal Care	11	176	16.0	Respite	1	25	25.0
Home Repair	10	10	1.0	Transportation	3	93	31.0
Home Delivered Meals	52	774	14.9	<b>Dubuque</b>			
Chore	53	556	10.5		<u>Contacts</u>	<u>Units</u>	<u>Avg/Contact</u>
Adult Daycare	11	110	10.0	Personal Care	18	115	6.4
Transportation	3	30	10.0	Transportation	7	34	4.9
<b>Clinton</b>				<b>Emmet</b>			
	<u>Contacts</u>	<u>Units</u>	<u>Avg/Contact</u>		<u>Contacts</u>	<u>Units</u>	<u>Avg/Contact</u>
Transportation	2	2	1.0	Chore	20	212	10.6
Adult Daycare	5	5	1.0	<b>Fayette</b>			
Chore	7	140	20.0		<u>Contacts</u>	<u>Units</u>	<u>Avg/Contact</u>
Counseling	4	4	1.0	Home Repair	5	15	3.0
Home Repair	5	5	1.0	Transportation	15	112	7.5
Legal Assistance	3	3	1.0	Respite	40	1,284	32.1
Nutrition Counseling	48	81	1.7	Nutrition Counseling	2	16	8.0
<b>Dallas</b>				<b>Floyd</b>			
	<u>Contacts</u>	<u>Units</u>	<u>Avg/Contact</u>		<u>Contacts</u>	<u>Units</u>	<u>Avg/Contact</u>
Material Aide	1	1	1.0	Assisted Transportation	2	4	2.0
<b>Davis</b>				<b>Franklin</b>			
	<u>Contacts</u>	<u>Units</u>	<u>Avg/Contact</u>		<u>Contacts</u>	<u>Units</u>	<u>Avg/Contact</u>
Emergency Response System	5	5	1.0	Material Aide	7	7	1.0
Home Delivered Meals	5	75	15.0				
Home Repair	5	5	1.0				
Nutrition Education	245	245	1.0				
Chore	41	920	22.4				
<b>Decatur</b>							
	<u>Contacts</u>	<u>Units</u>	<u>Avg/Contact</u>				
Home Delivered Meals	15	775	51.7				
Transportation	2	50	25.0				
Personal Care	11	140	12.7				
Homemaker	19	285	15.0				
Emergency Response System	21	21	1.0				
Chore	6	75	12.5				
Medication Management	1	5	5.0				

## CMPFE

### Unmet Needs by County and Service (SFY09)

<b>Fremont</b>				<b>Jackson</b>			
	<u>Contacts</u>	<u>Units</u>	<u>Avg/Contact</u>		<u>Contacts</u>	<u>Units</u>	<u>Avg/Contact</u>
Home Repair	5	10	2.0	Home Repair	28	31	1.1
Chore	56	257	4.6	Protective Payee Service	12	60	5.0
<b>Hancock</b>				<b>Jackson</b>			
	<u>Contacts</u>	<u>Units</u>	<u>Avg/Contact</u>		<u>Contacts</u>	<u>Units</u>	<u>Avg/Contact</u>
Transportation	7	7	1.0	Respite	9	126	14.0
Adult Daycare	5	5	1.0	Visiting	125	785	6.3
Respite	2	60	30.0	Mental Health Outreach	8	40	5.0
<b>Hardin</b>				<b>Jackson</b>			
	<u>Contacts</u>	<u>Units</u>	<u>Avg/Contact</u>		<u>Contacts</u>	<u>Units</u>	<u>Avg/Contact</u>
Chore	14	144	10.3	Emergency Response System	3	3	1.0
Emergency Response System	1	1	1.0	Congregate Meals	7	175	25.0
Home Repair	1	4	4.0	Chore	357	3,404	9.5
Mental Health Outreach	4	32	8.0	Assisted Transportation	4	20	5.0
Transportation	4	32	8.0	Adult Daycare	19	105	5.5
<b>Harrison</b>				<b>Jackson</b>			
	<u>Contacts</u>	<u>Units</u>	<u>Avg/Contact</u>		<u>Contacts</u>	<u>Units</u>	<u>Avg/Contact</u>
Nutrition Counseling	35	35	1.0	Transportation	38	316	8.3
Nutrition Education	4	4	1.0	Home Delivered Meals	10	230	23.0
Mental Health Outreach	7	56	8.0	<b>Jasper</b>			
Material Aide	13	13	1.0		<u>Contacts</u>	<u>Units</u>	<u>Avg/Contact</u>
Home Delivered Meals	27	771	28.6	Material Aide	1	28	28.0
Chore	2	2	1.0	Transportation	7	236	33.7
Congregate Meals	10	230	23.0	Protective Payee Service	2	4	2.0
Visiting	8	8	1.0	Home Delivered Meals	1	40	40.0
Home Repair	1	1	1.0	Emergency Response System	1	1	1.0
<b>Henry</b>				<b>Jasper</b>			
	<u>Contacts</u>	<u>Units</u>	<u>Avg/Contact</u>		<u>Contacts</u>	<u>Units</u>	<u>Avg/Contact</u>
Assisted Transportation	11	110	10.0	Chore	1	6	6.0
<b>Howard</b>				<b>Jasper</b>			
	<u>Contacts</u>	<u>Units</u>	<u>Avg/Contact</u>		<u>Contacts</u>	<u>Units</u>	<u>Avg/Contact</u>
Chore	37	400	10.8	Adult Daycare	4	152	38.0
Home Delivered Meals	106	1,319	12.4	Respite	3	73	24.3
<b>Humboldt</b>				<b>Jefferson</b>			
	<u>Contacts</u>	<u>Units</u>	<u>Avg/Contact</u>		<u>Contacts</u>	<u>Units</u>	<u>Avg/Contact</u>
Adult Daycare	2	20	10.0	Assisted Transportation	152	1,915	12.6
Chore	11	275	25.0	Chore	27	465	17.2
Transportation	6	60	10.0	<b>Johnson</b>			
<b>Iowa</b>					<u>Contacts</u>	<u>Units</u>	<u>Avg/Contact</u>
	<u>Contacts</u>	<u>Units</u>	<u>Avg/Contact</u>	Caregiver Support	1	4	4.0
Chore	11	390	35.5	Legal Assistance	27	124	4.6
Home Repair	1	10	10.0	Respite	13	305	23.5
				Reassurance	31	631	20.4
				Transportation	43	301	7.0
				Personal Care	7	9	1.3
				Mental Health Outreach	39	232	5.9
				Material Aide	15	20	1.3
				Homemaker	62	488	7.9
				Home Repair	57	532	9.3
				Home Delivered Meals	60	1,329	22.2
				Emergency Response System	35	35	1.0
				Chore	174	1,081	6.2
				Adult Daycare	11	44	4.0
				Counseling	6	48	8.0

## CMPFE

### Unmet Needs by County and Service (SFY09)

<b>Jones</b>				<b>Lyon</b>			
	<u>Contacts</u>	<u>Units</u>	<u>Avg/Contact</u>		<u>Contacts</u>	<u>Units</u>	<u>Avg/Contact</u>
Chore	20	400	20.0	Home Repair	5	5	1.0
Home Delivered Meals	5	155	31.0	Home Delivered Meals	4	64	16.0
<b>Keokuk</b>				<b>Transportation</b>			
	<u>Contacts</u>	<u>Units</u>	<u>Avg/Contact</u>		<u>Contacts</u>	<u>Units</u>	<u>Avg/Contact</u>
Health Screening Well Elderly Clinics	11	330	30.0	Visiting	16	240	15.0
Advocacy	11	330	30.0	Chore	156	1,016	6.5
Assisted Transportation	13	130	10.0	Adult Daycare	1	92	92.0
Chore	68	1,505	22.1	Congregate Meals	10	40	4.0
Home Delivered Meals	10	100	10.0	<b>Mahaska</b>			
Home Repair	66	5,739	87.0		<u>Contacts</u>	<u>Units</u>	<u>Avg/Contact</u>
Material Aide	26	800	30.8	Transportation	38	524	13.8
Caregiver Support	21	630	30.0	Visiting	3	3	1.0
<b>Kossuth</b>				Respite	3	18	6.0
	<u>Contacts</u>	<u>Units</u>	<u>Avg/Contact</u>	Reassurance	3	15	5.0
Adult Daycare	1	10	10.0	Preventive Health Promotion	14	62	4.4
Home Repair	3	3	1.0	Nutrition Counseling	62	244	3.9
Respite	8	128	16.0	Mental Health Outreach	8	64	8.0
Transportation	6	6	1.0	Legal Assistance	1	10	10.0
<b>Linn</b>				Homemaker	11	165	15.0
	<u>Contacts</u>	<u>Units</u>	<u>Avg/Contact</u>	Home Repair	2	100	50.0
Home Repair	3	12	4.0	Emergency Response System	8	8	1.0
Visiting	27	184	6.8	Chore	21	530	25.2
Transportation	95	1,102	11.6	Assisted Transportation	1	15	15.0
Respite	6	120	20.0	Adult Daycare	197	2,866	14.5
Mental Health Outreach	32	143	4.5	Medication Management	4	13	3.3
Medication Management	1	1	1.0	<b>Marion</b>			
Homemaker	13	62	4.8		<u>Contacts</u>	<u>Units</u>	<u>Avg/Contact</u>
Advocacy	8	32	4.0	Transportation	7	150	21.4
Health Screening Well Elderly Clinics	7	7	1.0	Material Aide	1	1	1.0
Adult Daycare	35	187	5.3	Respite	2	30	15.0
Emergency Response System	44	44	1.0	Home Repair	1	1	1.0
Chore	59	816	13.8	<b>Marshall</b>			
Caregiver Support	4	13	3.3		<u>Contacts</u>	<u>Units</u>	<u>Avg/Contact</u>
Assisted Transportation	46	76	1.7	Visiting	5	40	8.0
Material Aide	43	1,635	38.0	Material Aide	1	3	3.0
<b>Louisa</b>				Home Repair	1	40	40.0
	<u>Contacts</u>	<u>Units</u>	<u>Avg/Contact</u>	Chore	7	35	5.0
Preventive Health Promotion	2	10	5.0	Adult Daycare	17	461	27.1
Personal Care	2	20	10.0	Assisted Transportation	5	40	8.0
Homemaker	2	20	10.0	<b>Mills</b>			
Home Repair	1	1	1.0		<u>Contacts</u>	<u>Units</u>	<u>Avg/Contact</u>
Emergency Response System	3	3	1.0	Chore	28	332	11.9
Home Delivered Meals	3	60	20.0	Transportation	7	105	15.0

**CMPFE**

**Unmet Needs by County and Service (SFY09)**

**Monona**

	<u>Contacts</u>	<u>Units</u>	<u>Avg/Contact</u>
Chore	12	111	9.3
Home Delivered Meals	1	23	23.0
Homemaker	3	12	4.0
Visiting	16	134	8.4

**Monroe**

	<u>Contacts</u>	<u>Units</u>	<u>Avg/Contact</u>
Home Repair	3	11	3.7
Material Aide	1	1	1.0
Respite	1	10	10.0

**Montgomery**

	<u>Contacts</u>	<u>Units</u>	<u>Avg/Contact</u>
Assisted Transportation	3	6	2.0
Nutrition Education	4	80	20.0
Protective Payee Service	3	3	1.0

**Muscatine**

	<u>Contacts</u>	<u>Units</u>	<u>Avg/Contact</u>
Adult Daycare	41	401	9.8
Caregiver Support	1	1	1.0
Home Repair	1	1	1.0
Material Aide	10	10	1.0
Senior Center	2	2	1.0
Transportation	11	22	2.0
Visiting	10	10	1.0

**O'Brien**

	<u>Contacts</u>	<u>Units</u>	<u>Avg/Contact</u>
Home Delivered Meals	13	299	23.0
Home Repair	2	2	1.0
Emergency Response System	11	11	1.0
Homemaker	3	30	10.0
Chore	5	19	3.8

**Osceola**

	<u>Contacts</u>	<u>Units</u>	<u>Avg/Contact</u>
Chore	68	294	4.3
Home Delivered Meals	2	64	32.0
Home Repair	1	1	1.0
Homemaker	2	32	16.0

**OUT OF STATE**

	<u>Contacts</u>	<u>Units</u>	<u>Avg/Contact</u>
Transportation	11	275	25.0

**Page**

	<u>Contacts</u>	<u>Units</u>	<u>Avg/Contact</u>
Homemaker	5	12	2.4
Material Aide	8	496	62.0
Visiting	1	1	1.0
Nutrition Counseling	8	8	1.0
Transportation	3	25	8.3
Mental Health Outreach	19	43	2.3
Home Repair	130	176	1.4
Retired Service Volunteer Program	34	107	3.1
Grandparent Relative Support	3	12	4.0
Emergency Response System	1	1	1.0
Congregate Meals	8	76	9.5
Chore	197	546	2.8
Caregiver Support	53	154	2.9
Assisted Transportation	28	56	2.0
Adult Daycare	43	692	16.1
Reassurance	1	1	1.0
Home Delivered Meals	1	31	31.0

**Palo Alto**

	<u>Contacts</u>	<u>Units</u>	<u>Avg/Contact</u>
Chore	9	85	9.4

**Plymouth**

	<u>Contacts</u>	<u>Units</u>	<u>Avg/Contact</u>
Home Delivered Meals	10	422	42.2
Visiting	1	10	10.0
Mental Health Outreach	6	50	8.3
Counseling	33	195	5.9
Respite	4	40	10.0

**Pocahontas**

	<u>Contacts</u>	<u>Units</u>	<u>Avg/Contact</u>
Transportation	20	120	6.0

**CMPFE**

**Unmet Needs by County and Service (SFY09)**

<b>Polk</b>	<u>Contacts</u>	<u>Units</u>	<u>Avg/Contact</u>	<b>Sac</b>	<u>Contacts</u>	<u>Units</u>	<u>Avg/Contact</u>
Medication Management	4	22	5.5	Mental Health Outreach	9	36	4.0
Chore	102	1,033	10.1	Transportation	10	100	10.0
Transportation	39	287	7.4	Home Delivered Meals	11	247	22.5
Respite	41	1,101	26.9	Nutrition Counseling	11	88	8.0
Reassurance	11	104	9.5	Material Aide	7	7	1.0
Visiting	6	72	12.0	Home Repair	8	819	102.4
Protective Payee Service	3	5	1.7	Reassurance	6	6	1.0
Personal Care	6	304	50.7	<b>Scott</b>	<u>Contacts</u>	<u>Units</u>	<u>Avg/Contact</u>
Material Aide	32	232	7.3	Personal Care	10	400	40.0
Legal Assistance	1	1	1.0	Transportation	16	150	9.4
Homemaker	15	195	13.0	Visiting	9	45	5.0
Home Delivered Meals	46	1,588	34.5	Training & Education	9	90	10.0
Assisted Transportation	28	201	7.2	Respite	9	90	10.0
Adult Daycare	4	332	83.0	Placement Service	9	9	1.0
Home Repair	27	693	25.7	Homemaker	7	145	20.7
<b>Pottawattamie</b>	<u>Contacts</u>	<u>Units</u>	<u>Avg/Contact</u>	Home Repair	7	10	1.4
Homemaker	21	476	22.7	Home Delivered Meals	14	218	15.6
Transportation	37	1,010	27.3	Chore	12	160	13.3
Respite	16	304	19.0	Assisted Transportation	12	180	15.0
Nutrition Counseling	40	510	12.8	Adult Daycare	21	255	12.1
Mental Health Outreach	38	585	15.4	Material Aide	9	18	2.0
Material Aide	7	16	2.3	<b>Shelby</b>	<u>Contacts</u>	<u>Units</u>	<u>Avg/Contact</u>
Information & Assistance	1	1	1.0	Congregate Meals	2	46	23.0
Chore	65	317	4.9	Transportation	2	24	12.0
Emergency Response System	8	8	1.0	<b>Sioux</b>	<u>Contacts</u>	<u>Units</u>	<u>Avg/Contact</u>
Home Repair	7	135	19.3	Congregate Meals	10	40	4.0
Caregiver Support	10	100	10.0	Visiting	3	45	15.0
Assisted Transportation	8	40	5.0	Transportation	20	60	3.0
Advocacy	10	40	4.0	Homemaker	5	50	10.0
Adult Daycare	11	220	20.0	Home Delivered Meals	16	247	15.4
Home Delivered Meals	44	1,266	28.8	Chore	152	740	4.9
<b>Ringgold</b>	<u>Contacts</u>	<u>Units</u>	<u>Avg/Contact</u>	Adult Daycare	15	449	29.9
Personal Care	8	80	10.0	Home Repair	1	1	1.0
Transportation	19	190	10.0				
Medication Management	8	8	1.0				
Home Delivered Meals	9	279	31.0				
Chore	10	200	20.0				
Emergency Response System	26	26	1.0				
Homemaker	17	350	20.6				

**CMPFE**  
**Unmet Needs by County and Service (SFY09)**

<b>Story</b>	<u>Contacts</u>	<u>Units</u>	<u>Avg/Contact</u>	<b>Wapello</b>	<u>Contacts</u>	<u>Units</u>	<u>Avg/Contact</u>
Legal Education	6	12	2.0	Visiting	27	280	10.4
Caregiver Support	11	110	10.0	Material Aide	15	15	1.0
Respite	13	154	11.8	Medication Management	4	120	30.0
Mental Health Outreach	6	6	1.0	Mental Health Outreach	8	24	3.0
Medication Management	3	61	20.3	Nutrition Counseling	5	5	1.0
Transportation	1	20	20.0	Nutrition Education	130	130	1.0
Material Aide	43	46	1.1	Legal Assistance	8	8	1.0
Home Repair	2	20	10.0	Senior Center	1	5	5.0
Home Delivered Meals	6	185	30.8	Home Delivered Meals	52	1,408	27.1
Chore	92	637	6.9	Personal Care	7	418	59.7
Assisted Transportation	8	90	11.3	Home Repair	153	6,673	43.6
Adult Daycare	3	35	11.7	Health Screening Well Elderly Clinics	9	9	1.0
Emergency Response System	17	17	1.0	Emergency Response System	27	27	1.0
Homemaker	5	50	10.0	Chore	62	643	10.4
<b>Tama</b>	<u>Contacts</u>	<u>Units</u>	<u>Avg/Contact</u>	Caregiver Support	46	1,405	30.5
Transportation	11	220	20.0	Assisted Transportation	27	113	4.2
Visiting	8	80	10.0	Advocacy	4	16	4.0
<b>Taylor</b>	<u>Contacts</u>	<u>Units</u>	<u>Avg/Contact</u>	Adult Daycare	27	1,106	41.0
Chore	1	15	15.0	Homemaker	36	810	22.5
Home Repair	1	1	1.0	<b>Warren</b>	<u>Contacts</u>	<u>Units</u>	<u>Avg/Contact</u>
Transportation	9	145	16.1	Homemaker	5	100	20.0
Assisted Transportation	6	180	30.0	<b>Washington</b>	<u>Contacts</u>	<u>Units</u>	<u>Avg/Contact</u>
<b>Union</b>	<u>Contacts</u>	<u>Units</u>	<u>Avg/Contact</u>	Medication Management	4	4	1.0
Counseling	1	10	10.0	Personal Care	8	40	5.0
Transportation	1	10	10.0	Transportation	7	70	10.0
Homemaker	9	270	30.0	Home Delivered Meals	4	248	62.0
Home Repair	1	50	50.0	Chore	4	80	20.0
Home Delivered Meals	2	124	62.0	Caregiver Support	2	320	160.0
<b>Van Buren</b>	<u>Contacts</u>	<u>Units</u>	<u>Avg/Contact</u>	Homemaker	2	10	5.0
Adult Daycare	1	20	20.0	<b>Webster</b>	<u>Contacts</u>	<u>Units</u>	<u>Avg/Contact</u>
Assisted Transportation	245	3,048	12.4	Home Repair	11	70	6.4
Emergency Response System	4	4	1.0	Transportation	9	164	18.2
Home Delivered Meals	4	120	30.0	Respite	4	80	20.0
				Nutrition Education	5	5	1.0
				Nutrition Counseling	18	144	8.0
				Adult Daycare	9	90	10.0
				Material Aide	14	24	1.7
				Home Delivered Meals	5	155	31.0
				Chore	25	324	13.0
				Assisted Transportation	2	88	44.0
				Mental Health Outreach	3	60	20.0

**CMPFE**  
**Unmet Needs by County and Service (SFY09)**

<b>Winnebago</b>	<u>Contacts</u>	<u>Units</u>	<u>Avg/Contact</u>
Transportation	14	104	7.4
Congregate Meals	4	92	23.0
<b>Winneshiek</b>	<u>Contacts</u>	<u>Units</u>	<u>Avg/Contact</u>
Respite	6	60	10.0
Home Delivered Meals	36	586	16.3
Chore	29	650	22.4
<b>Woodbury</b>	<u>Contacts</u>	<u>Units</u>	<u>Avg/Contact</u>
Home Repair	3	3	1.0
Visiting	48	639	13.3
Transportation	15	130	8.7
Material Aide	8	8	1.0
Home Delivered Meals	13	689	53.0
Emergency Response System	35	35	1.0
Congregate Meals	11	253	23.0
Chore	10	100	10.0
Caregiver Support	11	231	21.0
Respite	12	160	13.3
<b>Worth</b>	<u>Contacts</u>	<u>Units</u>	<u>Avg/Contact</u>
Chore	10	182	18.2
Outreach	10	10	1.0
Senior Center	8	240	30.0
<b>Wright</b>	<u>Contacts</u>	<u>Units</u>	<u>Avg/Contact</u>
Nutrition Education	11	44	4.0
Nutrition Counseling	451	736	1.6

**SLP**  
**Unmet Needs by County and Service and Reason**  
**(SFY09)**

<b><u>Adair</u></b>	<u>Contacts</u>	<u>Units</u>	<u>Avg/Cont</u>	<b><u>Carroll</u></b>	<u>Contacts</u>	<u>Units</u>	<u>Avg/Cont</u>
<b>Legal Assistance</b>				<b>Homemaker</b>			
Funding Inadequate	2	2	1.0	No Funding	8	12	1.5
<b><u>Allamakee</u></b>	<u>Contacts</u>	<u>Units</u>	<u>Avg/Cont</u>	<b>Medication Management</b>			
<b>Emergency Response System</b>				No Funding	6	6	1.0
No Funding	49	49	1.0	<b>Personal Care</b>			
<b>Home Delivered Meals</b>				No Funding	60	486	8.1
No Funding	11	212	19.3	Unable to Staff	12	12	1.0
<b>Homemaker</b>				<b><u>Cass</u></b>	<u>Contacts</u>	<u>Units</u>	<u>Avg/Cont</u>
No Funding	13	58	4.5	<b>Assisted Transportation</b>			
<b><u>Appanoose</u></b>	<u>Contacts</u>	<u>Units</u>	<u>Avg/Cont</u>	No Provider	10	1,655	165.5
<b>Homemaker</b>				<b>Homemaker</b>			
Funding Inadequate	9	57	6.3	No Funding	3	19	6.3
<b>Legal Assistance</b>				Unable to Staff	5	6	1.2
Funding Inadequate	1	4	4.0	<b>Personal Care</b>			
<b>Personal Care</b>				No Provider	1	1	1.0
Funding Inadequate	16	200	12.5	Unable to Staff	11	21	1.9
<b><u>Audubon</u></b>	<u>Contacts</u>	<u>Units</u>	<u>Avg/Cont</u>	<b>Respite</b>			
<b>Chore</b>				No Provider	1	4	4.0
No Funding	105	1,680	16.0	Unable to Staff	1	3	3.0
<b><u>Boone</u></b>	<u>Contacts</u>	<u>Units</u>	<u>Avg/Cont</u>	<b><u>Cerro Gordo</u></b>	<u>Contacts</u>	<u>Units</u>	<u>Avg/Cont</u>
<b>Chore</b>				<b>Medication Management</b>			
No Provider	1	4	4.0	No Funding	27	108	4.0
<b>Home Repair</b>				<b>Protective Payee Service</b>			
No Funding	2	2	1.0	No Funding	160	355	2.2
<b>Material Aide</b>				<b><u>Cherokee</u></b>	<u>Contacts</u>	<u>Units</u>	<u>Avg/Cont</u>
No Funding	1	1	1.0	<b>Legal Assistance</b>			
<b><u>Buena Vista</u></b>	<u>Contacts</u>	<u>Units</u>	<u>Avg/Cont</u>	Funding Inadequate	3	7	2.3
<b>Assisted Transportation</b>				Unable to Staff	2	4	2.0
Funding Inadequate	3	3	1.0	<b><u>Clay</u></b>	<u>Contacts</u>	<u>Units</u>	<u>Avg/Cont</u>
<b>Homemaker</b>				<b>Assisted Transportation</b>			
Funding Inadequate	25	134	5.4	Funding Inadequate	18	108	6.0
<b>Personal Care</b>				<b>Legal Assistance</b>			
Funding Inadequate	16	65	4.1	Funding Inadequate	2	5	2.5
				Unable to Staff	2	2	1.0
				<b>Transportation</b>			
				Funding Inadequate	1	8	8.0

**SLP**  
**Unmet Needs by County and Service and Reason**  
**(SFY09)**

<u>Clayton</u>				<u>Fayette</u>			
	<u>Contacts</u>	<u>Units</u>	<u>Avg/Cont</u>		<u>Contacts</u>	<u>Units</u>	<u>Avg/Cont</u>
<b>Chore</b>				<b>Chore</b>			
No Funding	5	25	5.0	No Funding	16	80	5.0
<b>Emergency Response System</b>				<b>Emergency Response System</b>			
No Funding	25	25	1.0	No Funding	75	75	1.0
<b>Home Delivered Meals</b>				<b>Home Delivered Meals</b>			
No Funding	6	186	31.0	No Funding	29	578	19.9
<b>Homemaker</b>				<b>Homemaker</b>			
No Funding	1	5	5.0	No Funding	33	203	6.2
<b>Dallas</b>				<b>Personal Care</b>			
	<u>Contacts</u>	<u>Units</u>	<u>Avg/Cont</u>	No Funding	4	20	5.0
<b>Homemaker</b>				<b>Floyd</b>			
Unable to Staff	48	82	1.7		<u>Contacts</u>	<u>Units</u>	<u>Avg/Cont</u>
<b>Transportation</b>				<b>Assessment &amp; Intervention</b>			
Funding Inadequate	47	113	2.4	No Funding	5	10	2.0
No Provider	6	10	1.7	<b>Homemaker</b>			
Unable to Staff	105	224	2.1	No Funding	4	44	11.0
<b>Davis</b>				<b>Franklin</b>			
	<u>Contacts</u>	<u>Units</u>	<u>Avg/Cont</u>		<u>Contacts</u>	<u>Units</u>	<u>Avg/Cont</u>
<b>Homemaker</b>				<b>Assessment &amp; Intervention</b>			
No Funding	8	8	1.0	No Funding	20	20	1.0
<b>Legal Assistance</b>				<b>Fremont</b>			
Funding Inadequate	5	16	3.2		<u>Contacts</u>	<u>Units</u>	<u>Avg/Cont</u>
<b>Dickinson</b>				<b>Preventive Health Promotion</b>			
	<u>Contacts</u>	<u>Units</u>	<u>Avg/Cont</u>	No Funding	6	6	1.0
<b>Legal Assistance</b>				<b>Respite</b>			
Funding Inadequate	1	2	2.0	Unable to Staff	1	8	8.0
Unable to Staff	1	2	2.0	<b>Greene</b>			
<b>Emmet</b>					<u>Contacts</u>	<u>Units</u>	<u>Avg/Cont</u>
	<u>Contacts</u>	<u>Units</u>	<u>Avg/Cont</u>	<b>Homemaker</b>			
<b>Assisted Transportation</b>				No Funding	2	14	7.0
Funding Inadequate	2	25	12.5	<b>Personal Care</b>			
<b>Homemaker</b>				No Funding	4	16	4.0
No Provider	3	6	2.0	<b>Guthrie</b>			
Funding Inadequate	115	571	5.0		<u>Contacts</u>	<u>Units</u>	<u>Avg/Cont</u>
<b>Personal Care</b>				<b>Homemaker</b>			
Funding Inadequate	61	424	7.0	No Funding	80	565	7.1
<b>Reassurance</b>				<b>Hamilton</b>			
Funding Inadequate	7	84	12.0		<u>Contacts</u>	<u>Units</u>	<u>Avg/Cont</u>
<b>Visiting</b>				<b>Assessment &amp; Intervention</b>			
Funding Inadequate	1	10	10.0	No Funding	4	10	2.5

**SLP**  
**Unmet Needs by County and Service and Reason**  
**(SFY09)**

<b><u>Hancock</u></b>				<b><u>Kossuth</u></b>			
	<u>Contacts</u>	<u>Units</u>	<u>Avg/Cont</u>		<u>Contacts</u>	<u>Units</u>	<u>Avg/Cont</u>
<b>Assessment &amp; Intervention</b>				<b>Personal Care</b>			
No Funding	16	28	1.8	No Funding	9	90	10.0
<b>Personal Care</b>				<b><u>Lee</u></b>			
Funding Inadequate	13	118	9.1		<u>Contacts</u>	<u>Units</u>	<u>Avg/Cont</u>
No Funding	104	944	9.1	<b>Visiting</b>			
<b><u>Harrison</u></b>				No Funding	161	161	1.0
	<u>Contacts</u>	<u>Units</u>	<u>Avg/Cont</u>	Funding Inadequate	91	91	1.0
<b>Health Screening Well Elderly Clinics</b>				<b><u>Linn</u></b>			
No Funding	54	66	1.2		<u>Contacts</u>	<u>Units</u>	<u>Avg/Cont</u>
<b><u>Howard</u></b>				<b>Adult Daycare</b>			
	<u>Contacts</u>	<u>Units</u>	<u>Avg/Cont</u>	Unable to Staff	5	144	28.8
<b>Assessment &amp; Intervention</b>				No Provider	1	16	16.0
No Funding	1	1	1.0	Funding Inadequate	13	130	10.0
<b>Chore</b>				No Funding	23	377	16.4
No Funding	7	35	5.0	<b>Caregiver Support</b>			
<b>Emergency Response System</b>				No Funding	4	4	1.0
No Funding	25	25	1.0	Unable to Staff	3	3	1.0
<b>Health Screening Well Elderly Clinics</b>				<b>Respite</b>			
No Funding	1	1	1.0	No Funding	7	22	3.1
<b>Home Delivered Meals</b>				<b>Transportation</b>			
No Funding	35	744	21.3	No Funding	11	13	1.2
<b>Homemaker</b>				<b><u>Lyon</u></b>			
No Funding	10	68	6.8		<u>Contacts</u>	<u>Units</u>	<u>Avg/Cont</u>
<b>Personal Care</b>				<b>Home Repair</b>			
No Funding	10	50	5.0	Funding Inadequate	5	27	5.4
<b><u>Humboldt</u></b>				<b>Homemaker</b>			
	<u>Contacts</u>	<u>Units</u>	<u>Avg/Cont</u>	Funding Inadequate	52	322	6.2
<b>Protective Payee Service</b>				<b>Legal Assistance</b>			
No Funding	21	27	1.3	Funding Inadequate	1	1	1.0
<b><u>Jasper</u></b>				<b><u>Madison</u></b>			
	<u>Contacts</u>	<u>Units</u>	<u>Avg/Cont</u>		<u>Contacts</u>	<u>Units</u>	<u>Avg/Cont</u>
<b>Respite</b>				<b>Chore</b>			
No Provider	1	7	7.0	Funding Inadequate	21	81	3.9
<b><u>Jefferson</u></b>				Unable to Staff	8	22	2.8
	<u>Contacts</u>	<u>Units</u>	<u>Avg/Cont</u>	<b><u>Mahaska</u></b>			
<b>Legal Assistance</b>					<u>Contacts</u>	<u>Units</u>	<u>Avg/Cont</u>
Funding Inadequate	2	6	3.0	<b>Legal Assistance</b>			
<b><u>Keokuk</u></b>				Funding Inadequate	4	23	5.8
	<u>Contacts</u>	<u>Units</u>	<u>Avg/Cont</u>				
<b>Homemaker</b>							
Funding Inadequate	58	272	4.7				
<b>Legal Assistance</b>							
Funding Inadequate	4	9	2.3				

**SLP**  
**Unmet Needs by County and Service and Reason**  
**(SFY09)**

**Marion**

	<u>Contacts</u>	<u>Units</u>	<u>Avg/Cont</u>
<b>Homemaker</b>			
No Funding	21	48	2.3
<b>Personal Care</b>			
No Funding	35	354	10.1
<b>Respite</b>			
No Funding	1	6	6.0
<b>Transportation</b>			
No Provider	1	2	2.0
<b>Mills</b>			
	<u>Contacts</u>	<u>Units</u>	<u>Avg/Cont</u>
<b>Adult Daycare</b>			
No Funding	2	20	10.0
No Provider	16	180	11.3
<b>Assisted Transportation</b>			
No Funding	12	34	2.8
No Provider	2	5	2.5
<b>Chore</b>			
No Funding	1	8	8.0
No Provider	31	159	5.1
<b>Home Delivered Meals</b>			
No Funding	2	50	25.0
No Provider	14	375	26.8
<b>Respite</b>			
No Provider	21	240	11.4
No Funding	3	30	10.0

**Monroe**

	<u>Contacts</u>	<u>Units</u>	<u>Avg/Cont</u>
<b>Adult Daycare</b>			
No Provider	1	12	12.0
<b>Assisted Transportation</b>			
No Provider	2	4	2.0
<b>Emergency Response System</b>			
No Funding	1	1	1.0
<b>Legal Assistance</b>			
Funding Inadequate	2	4	2.0
<b>Medication Management</b>			
No Funding	1	1	1.0
<b>Reassurance</b>			
No Provider	1	20	20.0
<b>Respite</b>			
No Funding	1	8	8.0
<b>O'Brien</b>			
	<u>Contacts</u>	<u>Units</u>	<u>Avg/Cont</u>
<b>Health Screening Well Elderly Clinics</b>			
Funding Inadequate	159	496	3.1
<b>Legal Assistance</b>			
No Provider	1	5	5.0
<b>Preventive Health Promotion</b>			
Funding Inadequate	59	78	1.3
<b>Osceola</b>			
	<u>Contacts</u>	<u>Units</u>	<u>Avg/Cont</u>
<b>Health Screening Well Elderly Clinics</b>			
Funding Inadequate	71	71	1.0
<b>Legal Assistance</b>			
Unable to Staff	1	8	8.0
<b>Page</b>			
	<u>Contacts</u>	<u>Units</u>	<u>Avg/Cont</u>
<b>Home Delivered Meals</b>			
No Funding	34	900	26.5
<b>Homemaker</b>			
No Funding	6	18	3.0

**SLP**  
**Unmet Needs by County and Service and Reason**  
**(SFY09)**

**Palo Alto**

	<u>Contacts</u>	<u>Units</u>	<u>Avg/Cont</u>
<b>Assisted Transportation</b>			
Funding Inadequate	16	30	1.9
No Funding	4	8	2.0
<b>Homemaker</b>			
Funding Inadequate	16	20	1.3
Unable to Staff	7	10	1.4
<b><u>Plymouth</u></b>			
	<u>Contacts</u>	<u>Units</u>	<u>Avg/Cont</u>
<b>Legal Assistance</b>			
Funding Inadequate	1	2	2.0
No Funding	1	4	4.0
<b><u>Pocahontas</u></b>			
	<u>Contacts</u>	<u>Units</u>	<u>Avg/Cont</u>
<b>Chore</b>			
Funding Inadequate	1	1	1.0
<b>Homemaker</b>			
No Funding	12	68	5.7
<b><u>Polk</u></b>			
	<u>Contacts</u>	<u>Units</u>	<u>Avg/Cont</u>
<b>Adult Daycare</b>			
Unable to Staff	193	6,082	31.5
<b>Homemaker</b>			
Unable to Staff	20	40	2.0
<b>Legal Assistance</b>			
Funding Inadequate	38	140	3.7
No Funding	2	4	2.0
Unable to Staff	1	2	2.0
<b>Transportation</b>			
Unable to Staff	433	894	2.1
<b>Visiting</b>			
Unable to Staff	287	1,148	4.0

**Pottawattamie**

	<u>Contacts</u>	<u>Units</u>	<u>Avg/Cont</u>
<b>Assisted Transportation</b>			
Funding Inadequate	2	6	3.0
<b>Chore</b>			
Funding Inadequate	136	1,318	9.7
<b>Congregate Meals</b>			
Funding Inadequate	10	300	30.0
<b>Home Delivered Meals</b>			
Funding Inadequate	19	570	30.0
<b>Home Repair</b>			
Funding Inadequate	18	18	1.0
<b>Homemaker</b>			
Funding Inadequate	45	1,320	29.3
<b>Respite</b>			
Funding Inadequate	38	1,240	32.6
<b>Visiting</b>			
Funding Inadequate	29	820	28.3
<b><u>Sioux</u></b>			
	<u>Contacts</u>	<u>Units</u>	<u>Avg/Cont</u>
<b>Assisted Transportation</b>			
No Provider	1	5	5.0
<b>Chore</b>			
Funding Inadequate	1	7	7.0
<b>Homemaker</b>			
Funding Inadequate	41	216	5.3
<b>Respite</b>			
Funding Inadequate	37	436	11.8
<b>Visiting</b>			
Funding Inadequate	256	3,571	13.9

**SLP**  
**Unmet Needs by County and Service and Reason**  
**(SFY09)**

<u>Story</u>	<u>Contacts</u>	<u>Units</u>	<u>Avg/Cont</u>	<u>Warren</u>	<u>Contacts</u>	<u>Units</u>	<u>Avg/Cont</u>
<b>Adult Daycare</b>				<b>Adult Daycare</b>			
Funding Inadequate	5	120	24.0	No Provider	3	18	6.0
No Funding	49	1,176	24.0	<b>Chore</b>			
<b>Assisted Transportation</b>				No Provider	1	2	2.0
No Funding	9	72	8.0	<b>Home Repair</b>			
<b>Caregiver Support</b>				Unable to Staff	8	11	1.4
No Funding	50	100	2.0	<b>Homemaker</b>			
<b>Home Repair</b>				Unable to Staff	51	61	1.2
No Funding	15	90	6.0	<b>Personal Care</b>			
<b>Homemaker</b>				Unable to Staff	7	7	1.0
Funding Inadequate	62	496	8.0	<b>Respite</b>			
<b>Outreach</b>				No Provider	5	22	4.4
No Funding	56	112	2.0	<b>Transportation</b>			
<b>Respite</b>				No Funding	1	2	2.0
Funding Inadequate	5	40	8.0	No Provider	2	6	3.0
No Funding	76	688	9.1	<b>Visiting</b>			
<b>Transportation</b>				No Provider	3	8	2.7
Funding Inadequate	58	232	4.0	<b>Wayne</b>			
<b>Van Buren</b>				<b>Homemaker</b>			
	<u>Contacts</u>	<u>Units</u>	<u>Avg/Cont</u>	Funding Inadequate	10	42	4.2
<b>Legal Assistance</b>				<b>Legal Assistance</b>			
Funding Inadequate	2	5	2.5	Funding Inadequate	2	2	1.0
<b>Wapello</b>				<b>Webster</b>			
	<u>Contacts</u>	<u>Units</u>	<u>Avg/Cont</u>	<b>Homemaker</b>			
<b>Legal Assistance</b>				No Funding	48	261	5.4
Funding Inadequate	14	29	2.1	<b>Personal Care</b>			
				No Funding	34	144	4.2
				<b>Winnebago</b>			
					<u>Contacts</u>	<u>Units</u>	<u>Avg/Cont</u>
				<b>Health Screening Well Elderly Clinics</b>			
				No Funding	8	15	1.9
				<b>Medication Management</b>			
				No Funding	28	92	3.3
				<b>Personal Care</b>			
				No Funding	32	328	10.3

**SLP**  
**Unmet Needs by County and Service and Reason**  
**(SFY09)**

**Winneshiek**

	<u>Contacts</u>	<u>Units</u>	<u>Avg/Cont</u>
<b>Assisted Transportation</b>			
No Funding	37	460	12.4

**Chore**

No Funding	12	60	5.0
------------	----	----	-----

**Emergency Response System**

No Funding	50	50	1.0
------------	----	----	-----

**Home Delivered Meals**

No Funding	15	320	21.3
------------	----	-----	------

**Homemaker**

No Funding	64	246	3.8
------------	----	-----	-----

**Personal Care**

No Funding	4	10	2.5
------------	---	----	-----

**Respite**

No Funding	5	25	5.0
------------	---	----	-----

**Woodbury**

	<u>Contacts</u>	<u>Units</u>	<u>Avg/Cont</u>
<b>Legal Assistance</b>			
Funding Inadequate	17	54	3.2
Unable to Staff	3	12	4.0

**Worth**

	<u>Contacts</u>	<u>Units</u>	<u>Avg/Cont</u>
<b>Homemaker</b>			
No Funding	63	333	5.3

**Personal Care**

No Funding	78	640	8.2
------------	----	-----	-----

**Wright**

	<u>Contacts</u>	<u>Units</u>	<u>Avg/Cont</u>
<b>Medication Management</b>			
No Funding	2	8	4.0

**CMPFE**  
**Unmet Needs by County and Service and Reason**  
**(SFY09)**

**Adair**

	<u>Contacts</u>	<u>Units</u>	<u>Avg/Cont</u>
<b>Chore</b>			
No Provider	6	90	15.0
Funding Inadequate	6	90	15.0
<b>Congregate Meals</b>			
No Funding	6	186	31.0
<b>Home Delivered Meals</b>			
No Provider	1	20	20.0
<b>Homemaker</b>			
Funding Inadequate	6	180	30.0
<b><u>Adams</u></b>	<u>Contacts</u>	<u>Units</u>	<u>Avg/Cont</u>
<b>Chore</b>			
No Provider	2	40	20.0
<b><u>Allamakee</u></b>	<u>Contacts</u>	<u>Units</u>	<u>Avg/Cont</u>
<b>Chore</b>			
No Provider	15	112	7.5
<b>Home Delivered Meals</b>			
No Provider	140	2,066	14.8
<b>Personal Care</b>			
No Provider	9	18	2.0
<b>Respite</b>			
No Provider	2	30	15.0
<b>Transportation</b>			
No Provider	24	690	28.8
Unable to Staff	1	10	10.0

**Appanoose**

	<u>Contacts</u>	<u>Units</u>	<u>Avg/Cont</u>
<b>Congregate Meals</b>			
Unable to Staff	22	506	23.0
<b>Grandparent Relative Support</b>			
Funding Inadequate	7	7	1.0
No Provider	9	9	1.0
<b>Home Repair</b>			
Funding Inadequate	39	39	1.0
No Funding	1	1	1.0
No Provider	1	1	1.0
<b>Training &amp; Education</b>			
Unable to Staff	2	2	1.0
<b>Transportation</b>			
Funding Inadequate	2	12	6.0
<b>Visiting</b>			
Unable to Staff	11	11	1.0
<b><u>Audubon</u></b>	<u>Contacts</u>	<u>Units</u>	<u>Avg/Cont</u>
<b>Home Delivered Meals</b>			
Funding Inadequate	2	62	31.0

**CMPFE**  
**Unmet Needs by County and Service and Reason**  
**(SFY09)**

<u>Benton</u>	<u>Contacts</u>	<u>Units</u>	<u>Avg/Cont</u>	<u>Benton</u>	<u>Contacts</u>	<u>Units</u>	<u>Avg/Cont</u>
<b>Adult Daycare</b>				<b>Public Information</b>			
Funding Inadequate	3	24	8.0	Funding Inadequate	4	16	4.0
<b>Advocacy</b>				<b>Reassurance</b>			
Funding Inadequate	4	4	1.0	Funding Inadequate	7	28	4.0
<b>Assisted Transportation</b>				<b>Senior Center</b>			
Funding Inadequate	9	180	20.0	No Provider	8	160	20.0
No Funding	9	180	20.0	<b>Transportation</b>			
<b>Caregiver Support</b>				Funding Inadequate	4	80	20.0
Funding Inadequate	19	2,016	106.1				
<b>Chore</b>							
Funding Inadequate	5	100	20.0				
No Funding	9	45	5.0				
<b>Congregate Meals</b>							
Funding Inadequate	13	403	31.0				
<b>Emergency Response System</b>							
Funding Inadequate	8	8	1.0				
<b>Employment</b>							
Funding Inadequate	4	80	20.0				
<b>Home Delivered Meals</b>							
Funding Inadequate	16	589	36.8				
<b>Home Repair</b>							
Funding Inadequate	10	307	30.7				
No Funding	3	12	4.0				
<b>Homemaker</b>							
No Funding	9	144	16.0				
<b>Information &amp; Assistance</b>							
Funding Inadequate	4	16	4.0				
<b>Legal Assistance</b>							
Funding Inadequate	6	42	7.0				
<b>Material Aide</b>							
Funding Inadequate	6	6	1.0				
<b>Mental Health Outreach</b>							
Funding Inadequate	4	32	8.0				
<b>Nutrition Counseling</b>							
Funding Inadequate	4	16	4.0				
<b>Nutrition Education</b>							
Funding Inadequate	4	4	1.0				
<b>Protective Payee Service</b>							
Funding Inadequate	4	16	4.0				

**CMPFE**  
**Unmet Needs by County and Service and Reason**  
**(SFY09)**

<b><u>Black Hawk</u></b>	<b><u>Contacts</u></b>	<b><u>Units</u></b>	<b><u>Avg/Cont</u></b>	<b><u>Boone</u></b>	<b><u>Contacts</u></b>	<b><u>Units</u></b>	<b><u>Avg/Cont</u></b>
<b>Caregiver Support</b>				<b>Adult Daycare</b>			
Funding Inadequate	13	231	17.8	Funding Inadequate	2	20	10.0
No Funding	6	101	16.8	<b>Chore</b>			
<b>Chore</b>				No Provider	19	190	10.0
Funding Inadequate	5	250	50.0	<b>Emergency Response System</b>			
No Provider	5	10	2.0	Funding Inadequate	2	2	1.0
Unable to Staff	1	20	20.0	<b>Home Delivered Meals</b>			
<b>Emergency Response System</b>				Funding Inadequate	5	155	31.0
No Funding	7	7	1.0	<b>Transportation</b>			
<b>Home Delivered Meals</b>				Funding Inadequate	2	70	35.0
Funding Inadequate	4	124	31.0	<b>Visiting</b>			
<b>Home Repair</b>				No Provider	3	30	10.0
Funding Inadequate	13	62	4.8	<b>Bremer</b>			
No Funding	8	404	50.5	<b>Home Repair</b>			
<b>Homemaker</b>				No Provider	1	1	1.0
No Provider	1	20	20.0				
<b>Material Aide</b>							
Funding Inadequate	4	4	1.0				
No Funding	13	25	1.9				
<b>Medication Management</b>							
No Provider	7	217	31.0				
<b>Personal Care</b>							
Funding Inadequate	13	370	28.5				
<b>Placement Service</b>							
Funding Inadequate	5	5	1.0				
<b>Respite</b>							
Funding Inadequate	11	165	15.0				
<b>Transportation</b>							
Funding Inadequate	3	26	8.7				
No Funding	5	50	10.0				
<b>Visiting</b>							
No Provider	4	4	1.0				
Unable to Staff	8	256	32.0				

**CMPFE**  
**Unmet Needs by County and Service and Reason**  
**(SFY09)**

<u>Buchanan</u>				<u>Calhoun</u>			
	<u>Contacts</u>	<u>Units</u>	<u>Avg/Cont</u>		<u>Contacts</u>	<u>Units</u>	<u>Avg/Cont</u>
<b>Adult Consumer Protection Service</b>				<b>Adult Daycare</b>			
No Funding	6	6	1.0	No Provider	5	100	20.0
<b>Assessment &amp; Intervention</b>				<b>Carroll</b>			
Funding Inadequate	1	4	4.0		<u>Contacts</u>	<u>Units</u>	<u>Avg/Cont</u>
<b>Assisted Transportation</b>				<b>Home Delivered Meals</b>			
Funding Inadequate	26	340	13.1	Funding Inadequate	1	31	31.0
No Funding	6	48	8.0	Unable to Staff	5	155	31.0
No Provider	7	100	14.3	<b>Home Repair</b>			
<b>Caregiver Support</b>				<b>Respite</b>			
No Funding	4	80	20.0	No Funding	1	2	2.0
<b>Chore</b>				Funding Inadequate			
No Provider	5	80	16.0		2	100	50.0
<b>Congregate Meals</b>							
No Provider	6	150	25.0				
<b>Counseling</b>							
No Provider	10	28	2.8				
<b>Emergency Response System</b>							
No Provider	3	3	1.0				
<b>Home Delivered Meals</b>							
Funding Inadequate	8	200	25.0				
<b>Home Repair</b>							
Funding Inadequate	1	4	4.0				
Unable to Staff	1	10	10.0				
<b>Nutrition Education</b>							
Funding Inadequate	1	2	2.0				
<b>Respite</b>							
Funding Inadequate	4	80	20.0				
<b>Training &amp; Education</b>							
No Provider	4	16	4.0				
<b>Transportation</b>							
No Provider	4	40	10.0				
<b>Buena Vista</b>							
	<u>Contacts</u>	<u>Units</u>	<u>Avg/Cont</u>				
<b>Chore</b>							
No Provider	6	55	9.2				
<b>Mental Health Outreach</b>							
No Provider	11	88	8.0				
<b>Transportation</b>							
Funding Inadequate	9	90	10.0				

**CMPFE**  
**Unmet Needs by County and Service and Reason**  
**(SFY09)**

<u>Cass</u>	<u>Contacts</u>	<u>Units</u>	<u>Avg/Cont</u>	<u>Cedar</u>	<u>Contacts</u>	<u>Units</u>	<u>Avg/Cont</u>
<b>Adult Daycare</b>				<b>Adult Daycare</b>			
No Provider	25	1,355	54.2	Unable to Staff	5	5	1.0
<b>Assisted Transportation</b>				<b>Assisted Transportation</b>			
No Funding	10	50	5.0	No Provider	6	60	10.0
<b>Emergency Response System</b>				<b>Home Delivered Meals</b>			
Unable to Staff	6	6	1.0	No Provider	24	230	9.6
Funding Inadequate	5	5	1.0	<b>Mental Health Outreach</b>			
<b>Home Delivered Meals</b>				No Provider	11	110	10.0
No Provider	5	155	31.0	<b>Personal Care</b>			
Funding Inadequate	8	255	31.9	Unable to Staff	1	10	10.0
No Funding	6	186	31.0	<b>Respite</b>			
<b>Home Repair</b>				Funding Inadequate	1	20	20.0
Funding Inadequate	4	6	1.5	Unable to Staff	11	440	40.0
No Funding	1	1	1.0	<b>Transportation</b>			
<b>Homemaker</b>				No Provider	5	50	10.0
Funding Inadequate	13	130	10.0				
No Provider	8	80	10.0				
<b>Medication Management</b>							
No Provider	5	25	5.0				
<b>Nutrition Counseling</b>							
No Provider	9	180	20.0				
<b>Nutrition Education</b>							
No Provider	37	640	17.3				
<b>Respite</b>							
Funding Inadequate	14	660	47.1				
<b>Transportation</b>							
Funding Inadequate	11	220	20.0				
No Provider	32	648	20.3				
<b>Visiting</b>							
No Provider	123	3,650	29.7				

**CMPFE**  
**Unmet Needs by County and Service and Reason**  
**(SFY09)**

<u>Cerro Gordo</u>	<u>Contacts</u>	<u>Units</u>	<u>Avg/Cont</u>	<u>Cerro Gordo</u>	<u>Contacts</u>	<u>Units</u>	<u>Avg/Cont</u>
<b>Adult Consumer Protection Service</b>				<b>Legal Assistance</b>			
Funding Inadequate	16	66	4.1	Funding Inadequate	1	1	1.0
<b>Adult Daycare</b>				No Provider	2	2	1.0
Funding Inadequate	34	324	9.5	<b>Material Aide</b>			
No Provider	3	36	12.0	Funding Inadequate	27	27	1.0
<b>Advocacy</b>				No Funding	1	1	1.0
Funding Inadequate	11	69	6.3	No Provider	1	1	1.0
No Provider	1	1	1.0	<b>Medication Management</b>			
<b>Assisted Transportation</b>				Funding Inadequate	1	1	1.0
Funding Inadequate	43	588	13.7	<b>Mental Health Outreach</b>			
No Provider	15	138	9.2	Funding Inadequate	7	14	2.0
<b>Caregiver Support</b>				<b>Outreach</b>			
Funding Inadequate	8	45	5.6	Funding Inadequate	9	45	5.0
No Provider	3	7	2.3	<b>Preventive Health Promotion</b>			
<b>Chore</b>				Funding Inadequate	5	20	4.0
Funding Inadequate	9	90	10.0	No Provider	14	14	1.0
No Provider	1	8	8.0	<b>Protective Payee Service</b>			
<b>Congregate Meals</b>				No Provider	1	1	1.0
No Provider	9	220	24.4	<b>Respite</b>			
<b>Counseling</b>				Funding Inadequate	1	2	2.0
Funding Inadequate	21	105	5.0	Unable to Staff	7	105	15.0
No Provider	4	26	6.5	No Funding	7	105	15.0
<b>Emergency Response System</b>				<b>Senior Center</b>			
Funding Inadequate	14	14	1.0	No Provider	29	619	21.3
No Provider	6	6	1.0	<b>Transportation</b>			
Unable to Staff	29	29	1.0	Funding Inadequate	6	48	8.0
<b>Employment</b>				No Provider	24	316	13.2
No Provider	1	1	1.0	<b>Visiting</b>			
<b>Grandparent Relative Support</b>				Funding Inadequate	26	149	5.7
No Provider	1	2	2.0	No Provider	11	68	6.2
<b>Home Delivered Meals</b>							
No Provider	10	232	23.2				
<b>Home Repair</b>							
Funding Inadequate	34	250	7.4				
<b>Homemaker</b>							
Unable to Staff	11	11	1.0				
<b>Information &amp; Assistance</b>							
No Provider	1	4	4.0				
Funding Inadequate	8	16	2.0				

**CMPFE**  
**Unmet Needs by County and Service and Reason**  
**(SFY09)**

<b><u>Cherokee</u></b>				<b><u>Clayton</u></b>			
	<u>Contacts</u>	<u>Units</u>	<u>Avg/Cont</u>		<u>Contacts</u>	<u>Units</u>	<u>Avg/Cont</u>
<b>Chore</b>				<b>Adult Daycare</b>			
No Provider	10	100	10.0	No Provider	11	110	10.0
<b>Home Delivered Meals</b>				<b>Chore</b>			
No Provider	8	496	62.0	Funding Inadequate	25	300	12.0
Funding Inadequate	1	31	31.0	No Provider	24	216	9.0
No Funding	1	62	62.0	No Funding	4	40	10.0
<b>Home Repair</b>				<b>Home Delivered Meals</b>			
Funding Inadequate	1	4	4.0	No Funding	4	248	62.0
<b>Nutrition Counseling</b>				No Provider	48	526	11.0
No Funding	2	18	9.0	<b>Home Repair</b>			
<b>Transportation</b>				Funding Inadequate	10	10	1.0
Unable to Staff	6	240	40.0	<b>Homemaker</b>			
<b><u>Chickasaw</u></b>	<u>Contacts</u>	<u>Units</u>	<u>Avg/Cont</u>	Funding Inadequate	3	30	10.0
<b>Transportation</b>				<b>Personal Care</b>			
No Provider	10	88	8.8	Unable to Staff	11	176	16.0
<b><u>Clarke</u></b>	<u>Contacts</u>	<u>Units</u>	<u>Avg/Cont</u>	<b>Transportation</b>			
<b>Chore</b>				No Provider	3	30	10.0
Funding Inadequate	2	40	20.0	<b><u>Clinton</u></b>	<u>Contacts</u>	<u>Units</u>	<u>Avg/Cont</u>
<b>Emergency Response System</b>				<b>Adult Daycare</b>			
Funding Inadequate	20	20	1.0	No Provider	5	5	1.0
<b>Home Delivered Meals</b>				<b>Chore</b>			
Funding Inadequate	22	682	31.0	No Provider	7	140	20.0
No Provider	1	31	31.0	<b>Counseling</b>			
<b>Transportation</b>				No Provider	4	4	1.0
Funding Inadequate	19	190	10.0	<b>Home Repair</b>			
<b><u>Clay</u></b>	<u>Contacts</u>	<u>Units</u>	<u>Avg/Cont</u>	Funding Inadequate	5	5	1.0
<b>Chore</b>				<b>Legal Assistance</b>			
Funding Inadequate	1	4	4.0	Funding Inadequate	3	3	1.0
				<b>Nutrition Counseling</b>			
				No Provider	48	81	1.7
				<b>Transportation</b>			
				Funding Inadequate	2	2	1.0
				<b><u>Dallas</u></b>	<u>Contacts</u>	<u>Units</u>	<u>Avg/Cont</u>
				<b>Material Aide</b>			
				No Funding	1	1	1.0

**CMPFE**  
**Unmet Needs by County and Service and Reason**  
**(SFY09)**

<b><u>Davis</u></b>				<b><u>Delaware</u></b>			
	<u>Contacts</u>	<u>Units</u>	<u>Avg/Cont</u>		<u>Contacts</u>	<u>Units</u>	<u>Avg/Cont</u>
<b>Chore</b>				<b>Chore</b>			
Funding Inadequate	19	480	25.3	No Funding	18	36	2.0
No Provider	22	440	20.0	<b>Congregate Meals</b>			
<b>Emergency Response System</b>				No Provider	11	91	8.3
Funding Inadequate	5	5	1.0	<b>Emergency Response System</b>			
<b>Home Delivered Meals</b>				Unable to Staff	1	1	1.0
Funding Inadequate	5	75	15.0	<b>Home Delivered Meals</b>			
<b>Home Repair</b>				Funding Inadequate	18	295	16.4
Funding Inadequate	5	5	1.0	No Funding	2	40	20.0
<b>Nutrition Education</b>				No Provider	1	25	25.0
No Provider	245	245	1.0	<b>Home Repair</b>			
<b>Decatur</b>				Funding Inadequate	1	1	1.0
	<u>Contacts</u>	<u>Units</u>	<u>Avg/Cont</u>	<b>Homemaker</b>			
<b>Chore</b>				Funding Inadequate	6	53	8.8
Funding Inadequate	6	75	12.5	No Funding	5	25	5.0
<b>Emergency Response System</b>				<b>Material Aide</b>			
Funding Inadequate	21	21	1.0	Funding Inadequate	7	7	1.0
<b>Home Delivered Meals</b>				<b>Mental Health Outreach</b>			
Funding Inadequate	15	775	51.7	No Funding	9	9	1.0
<b>Homemaker</b>				No Provider	11	176	16.0
Funding Inadequate	18	280	15.6	<b>Personal Care</b>			
No Funding	1	5	5.0	No Provider	6	30	5.0
<b>Medication Management</b>				<b>Transportation</b>			
Funding Inadequate	1	5	5.0	Unable to Staff	19	1,776	93.5
<b>Personal Care</b>				Funding Inadequate	6	656	109.3
Funding Inadequate	11	140	12.7	No Provider	2	400	200.0
<b>Transportation</b>				<b>Des Moines</b>			
Funding Inadequate	2	50	25.0		<u>Contacts</u>	<u>Units</u>	<u>Avg/Cont</u>
				<b>Home Delivered Meals</b>			
				Funding Inadequate	2	62	31.0
				<b>Dickinson</b>			
					<u>Contacts</u>	<u>Units</u>	<u>Avg/Cont</u>
				<b>Chore</b>			
				No Provider	8	24	3.0
				<b>Respite</b>			
				No Provider	1	25	25.0
				<b>Transportation</b>			
				Unable to Staff	3	93	31.0

**CMPFE**  
**Unmet Needs by County and Service and Reason**  
**(SFY09)**

**Dubuque**

	<u>Contacts</u>	<u>Units</u>	<u>Avg/Cont</u>
<b>Adult Daycare</b>			
Funding Inadequate	6	32	5.3
<b>Counseling</b>			
No Provider	11	220	20.0
<b>Emergency Response System</b>			
Funding Inadequate	5	5	1.0
<b>Home Delivered Meals</b>			
Funding Inadequate	30	798	26.6
<b>Homemaker</b>			
Funding Inadequate	10	25	2.5
<b>Medication Management</b>			
No Provider	5	5	1.0
<b>Personal Care</b>			
Funding Inadequate	13	55	4.2
Unable to Staff	5	60	12.0
<b>Transportation</b>			
No Provider	7	34	4.9

**Emmet**

	<u>Contacts</u>	<u>Units</u>	<u>Avg/Cont</u>
<b>Chore</b>			
No Provider	20	212	10.6

**Fayette**

	<u>Contacts</u>	<u>Units</u>	<u>Avg/Cont</u>
<b>Adult Daycare</b>			
No Provider	8	160	20.0
<b>Chore</b>			
Funding Inadequate	31	310	10.0
No Funding	11	110	10.0
No Provider	49	631	12.9
<b>Congregate Meals</b>			
No Provider	22	220	10.0
<b>Home Delivered Meals</b>			
No Provider	156	1,625	10.4
<b>Home Repair</b>			
No Funding	5	15	3.0
<b>Material Aide</b>			
No Funding	11	11	1.0
Funding Inadequate	13	13	1.0
<b>Mental Health Outreach</b>			
No Provider	59	254	4.3
Funding Inadequate	9	36	4.0
<b>Nutrition Counseling</b>			
No Provider	2	16	8.0
<b>Respite</b>			
Funding Inadequate	11	264	24.0
No Funding	29	1,020	35.2
<b>Transportation</b>			
No Provider	15	112	7.5

**Floyd**

	<u>Contacts</u>	<u>Units</u>	<u>Avg/Cont</u>
<b>Assisted Transportation</b>			
No Provider	2	4	2.0

**Franklin**

	<u>Contacts</u>	<u>Units</u>	<u>Avg/Cont</u>
<b>Material Aide</b>			
Funding Inadequate	7	7	1.0

**Fremont**

	<u>Contacts</u>	<u>Units</u>	<u>Avg/Cont</u>
<b>Chore</b>			
No Provider	56	257	4.6
<b>Home Repair</b>			
No Provider	1	2	2.0
Funding Inadequate	4	8	2.0

**CMPFE**  
**Unmet Needs by County and Service and Reason**  
**(SFY09)**

**Hancock**

	<u>Contacts</u>	<u>Units</u>	<u>Avg/Cont</u>
<b>Adult Daycare</b>			
No Provider	5	5	1.0
<b>Respite</b>			
No Provider	2	60	30.0
<b>Transportation</b>			
No Provider	7	7	1.0

**Hardin**

	<u>Contacts</u>	<u>Units</u>	<u>Avg/Cont</u>
<b>Chore</b>			
No Provider	14	144	10.3
<b>Emergency Response System</b>			
Funding Inadequate	1	1	1.0
<b>Home Repair</b>			
Funding Inadequate	1	4	4.0
<b>Mental Health Outreach</b>			
No Provider	4	32	8.0
<b>Transportation</b>			
No Provider	4	32	8.0

**Harrison**

	<u>Contacts</u>	<u>Units</u>	<u>Avg/Cont</u>
<b>Chore</b>			
No Provider	2	2	1.0
<b>Congregate Meals</b>			
No Funding	10	230	23.0
<b>Home Delivered Meals</b>			
No Provider	17	471	27.7
Funding Inadequate	10	300	30.0
<b>Home Repair</b>			
No Provider	1	1	1.0
<b>Material Aide</b>			
Funding Inadequate	10	10	1.0
No Funding	2	2	1.0
No Provider	1	1	1.0
<b>Mental Health Outreach</b>			
No Provider	7	56	8.0
<b>Nutrition Counseling</b>			
No Provider	35	35	1.0
<b>Nutrition Education</b>			
No Provider	4	4	1.0
<b>Visiting</b>			
No Provider	8	8	1.0

**Henry**

	<u>Contacts</u>	<u>Units</u>	<u>Avg/Cont</u>
<b>Assisted Transportation</b>			
Funding Inadequate	11	110	10.0

**Howard**

	<u>Contacts</u>	<u>Units</u>	<u>Avg/Cont</u>
<b>Chore</b>			
No Provider	37	400	10.8
<b>Home Delivered Meals</b>			
No Provider	86	923	10.7
Unable to Staff	20	396	19.8

**Humboldt**

	<u>Contacts</u>	<u>Units</u>	<u>Avg/Cont</u>
<b>Adult Daycare</b>			
No Provider	2	20	10.0
<b>Chore</b>			
No Provider	11	275	25.0
<b>Transportation</b>			
No Provider	6	60	10.0

**CMPFE**  
**Unmet Needs by County and Service and Reason**  
**(SFY09)**

<u>Iowa</u>	<u>Contacts</u>	<u>Units</u>	<u>Avg/Cont</u>	<u>Jackson</u>	<u>Contacts</u>	<u>Units</u>	<u>Avg/Cont</u>
<b>Chore</b>				<b>Adult Daycare</b>			
Funding Inadequate	7	350	50.0	Funding Inadequate	17	85	5.0
No Provider	4	40	10.0	Unable to Staff	2	20	10.0
<b>Home Repair</b>				<b>Assisted Transportation</b>			
Funding Inadequate	1	10	10.0	Funding Inadequate	4	20	5.0
				<b>Chore</b>			
				No Provider	271	2,686	9.9
				No Funding	32	270	8.4
				Funding Inadequate	24	233	9.7
				Unable to Staff	30	215	7.2
				<b>Congregate Meals</b>			
				No Provider	7	175	25.0
				<b>Emergency Response System</b>			
				Funding Inadequate	3	3	1.0
				<b>Home Delivered Meals</b>			
				Funding Inadequate	10	230	23.0
				<b>Home Repair</b>			
				Funding Inadequate	26	29	1.1
				No Funding	1	1	1.0
				No Provider	1	1	1.0
				<b>Mental Health Outreach</b>			
				Funding Inadequate	8	40	5.0
				<b>Protective Payee Service</b>			
				Unable to Staff	4	20	5.0
				Funding Inadequate	8	40	5.0
				<b>Respite</b>			
				Unable to Staff	9	126	14.0
				<b>Transportation</b>			
				No Provider	6	180	30.0
				Unable to Staff	27	126	4.7
				Funding Inadequate	5	10	2.0
				<b>Visiting</b>			
				No Funding	11	110	10.0
				No Provider	106	635	6.0
				Unable to Staff	8	40	5.0

**CMPFE**  
**Unmet Needs by County and Service and Reason**  
**(SFY09)**

**Jasper**

	<u>Contacts</u>	<u>Units</u>	<u>Avg/Cont</u>
<b>Adult Daycare</b>			
No Funding	4	152	38.0
<b>Chore</b>			
Funding Inadequate	1	6	6.0
<b>Emergency Response System</b>			
No Funding	1	1	1.0
<b>Home Delivered Meals</b>			
No Provider	1	40	40.0
<b>Material Aide</b>			
No Funding	1	28	28.0
<b>Protective Payee Service</b>			
No Funding	2	4	2.0
<b>Respite</b>			
No Funding	1	15	15.0
Funding Inadequate	2	58	29.0
<b>Transportation</b>			
No Funding	3	36	12.0
No Provider	4	200	50.0

**Jefferson**

	<u>Contacts</u>	<u>Units</u>	<u>Avg/Cont</u>
<b>Assisted Transportation</b>			
Funding Inadequate	152	1,915	12.6
<b>Chore</b>			
No Provider	27	465	17.2

**Johnson**

	<u>Contacts</u>	<u>Units</u>	<u>Avg/Cont</u>
<b>Adult Daycare</b>			
Funding Inadequate	11	44	4.0
<b>Caregiver Support</b>			
Funding Inadequate	1	4	4.0
<b>Chore</b>			
Funding Inadequate	49	333	6.8
No Provider	125	748	6.0
<b>Counseling</b>			
Funding Inadequate	6	48	8.0
<b>Emergency Response System</b>			
Funding Inadequate	11	11	1.0
No Provider	24	24	1.0
<b>Home Delivered Meals</b>			
Funding Inadequate	53	1,189	22.4
Unable to Staff	7	140	20.0
<b>Home Repair</b>			
Funding Inadequate	46	385	8.4
No Funding	11	147	13.4
<b>Homemaker</b>			
Funding Inadequate	62	488	7.9
<b>Legal Assistance</b>			
No Funding	7	14	2.0
No Provider	20	110	5.5
<b>Material Aide</b>			
Funding Inadequate	15	20	1.3
<b>Mental Health Outreach</b>			
Funding Inadequate	16	130	8.1
Unable to Staff	12	52	4.3
No Provider	2	14	7.0
No Funding	9	36	4.0
<b>Personal Care</b>			
Funding Inadequate	2	4	2.0
No Funding	5	5	1.0
<b>Reassurance</b>			
No Funding	10	310	31.0
No Provider	21	321	15.3
<b>Respite</b>			
Funding Inadequate	13	305	23.5

**CMPFE**  
**Unmet Needs by County and Service and Reason**  
**(SFY09)**

**Johnson**

	<u>Contacts</u>	<u>Units</u>	<u>Avg/Cont</u>
<b>Transportation</b>			
Funding Inadequate	36	285	7.9
No Funding	6	12	2.0
No Provider	1	4	4.0

**Jones**

	<u>Contacts</u>	<u>Units</u>	<u>Avg/Cont</u>
<b>Chore</b>			
No Provider	20	400	20.0
<b>Home Delivered Meals</b>			
No Provider	5	155	31.0

**Keokuk**

	<u>Contacts</u>	<u>Units</u>	<u>Avg/Cont</u>
<b>Advocacy</b>			
No Provider	11	330	30.0
<b>Assisted Transportation</b>			
Funding Inadequate	13	130	10.0
<b>Caregiver Support</b>			
Funding Inadequate	11	330	30.0
No Provider	10	300	30.0
<b>Chore</b>			
Funding Inadequate	10	200	20.0
No Provider	58	1,305	22.5
<b>Health Screening Well Elderly Clinics</b>			
No Provider	11	330	30.0
<b>Home Delivered Meals</b>			
Funding Inadequate	10	100	10.0
<b>Home Repair</b>			
Funding Inadequate	66	5,739	87.0
<b>Material Aide</b>			
Funding Inadequate	20	620	31.0
No Provider	6	180	30.0

**Kossuth**

	<u>Contacts</u>	<u>Units</u>	<u>Avg/Cont</u>
<b>Adult Daycare</b>			
No Provider	1	10	10.0
<b>Home Repair</b>			
Funding Inadequate	2	2	1.0
No Provider	1	1	1.0
<b>Respite</b>			
Funding Inadequate	8	128	16.0
<b>Transportation</b>			
No Funding	6	6	1.0

**CMPFE**  
**Unmet Needs by County and Service and Reason**  
**(SFY09)**

<u>Linn</u>	<u>Contacts</u>	<u>Units</u>	<u>Avg/Cont</u>	<u>Linn</u>	<u>Contacts</u>	<u>Units</u>	<u>Avg/Cont</u>
<b>Adult Daycare</b>				<b>Transportation</b>			
Funding Inadequate	27	155	5.7	Funding Inadequate	4	8	2.0
No Funding	8	32	4.0	No Funding	37	561	15.2
<b>Advocacy</b>				No Provider	43	445	10.3
No Funding	8	32	4.0	Unable to Staff	11	88	8.0
<b>Assisted Transportation</b>				<b>Visiting</b>			
Funding Inadequate	12	23	1.9	No Provider	8	64	8.0
No Funding	19	38	2.0	Unable to Staff	19	120	6.3
No Provider	15	15	1.0	<b>Louisa</b>			
<b>Caregiver Support</b>				<b>Emergency Response System</b>	<u>Contacts</u>	<u>Units</u>	<u>Avg/Cont</u>
Funding Inadequate	4	13	3.3	Funding Inadequate	3	3	1.0
<b>Chore</b>				<b>Home Delivered Meals</b>			
Unable to Staff	5	65	13.0	Funding Inadequate	3	60	20.0
No Provider	13	168	12.9	<b>Home Repair</b>			
Funding Inadequate	38	550	14.5	Funding Inadequate	1	1	1.0
No Funding	3	33	11.0	<b>Homemaker</b>			
<b>Emergency Response System</b>				Funding Inadequate	2	20	10.0
Funding Inadequate	34	34	1.0	<b>Personal Care</b>			
No Provider	10	10	1.0	Funding Inadequate	2	20	10.0
<b>Health Screening Well Elderly Clinics</b>				<b>Preventive Health Promotion</b>			
Funding Inadequate	7	7	1.0	Funding Inadequate	2	10	5.0
<b>Home Repair</b>				<b>Lyon</b>	<u>Contacts</u>	<u>Units</u>	<u>Avg/Cont</u>
Funding Inadequate	1	1	1.0	<b>Adult Daycare</b>			
No Funding	1	10	10.0	No Provider	1	92	92.0
No Provider	1	1	1.0	<b>Chore</b>			
<b>Homemaker</b>				No Funding	1	20	20.0
Funding Inadequate	13	62	4.8	No Provider	155	996	6.4
<b>Material Aide</b>				<b>Congregate Meals</b>			
No Provider	1	1	1.0	No Provider	10	40	4.0
No Funding	8	8	1.0	<b>Home Delivered Meals</b>			
Funding Inadequate	34	1,626	47.8	No Funding	4	64	16.0
<b>Medication Management</b>				<b>Home Repair</b>			
Funding Inadequate	1	1	1.0	No Funding	1	1	1.0
<b>Mental Health Outreach</b>				No Provider	4	4	1.0
Funding Inadequate	30	127	4.2	<b>Transportation</b>			
No Funding	2	16	8.0	No Provider	10	60	6.0
<b>Respite</b>				<b>Visiting</b>			
Funding Inadequate	6	120	20.0	No Provider	16	240	15.0

**CMPFE**  
**Unmet Needs by County and Service and Reason**  
**(SFY09)**

<u>Mahaska</u>	<u>Contacts</u>	<u>Units</u>	<u>Avg/Cont</u>	<u>Marion</u>	<u>Contacts</u>	<u>Units</u>	<u>Avg/Cont</u>
<b>Adult Daycare</b>				<b>Home Repair</b>			
Funding Inadequate	1	15	15.0	Funding Inadequate	1	1	1.0
No Provider	196	2,851	14.5	<b>Material Aide</b>			
<b>Assisted Transportation</b>				Funding Inadequate	1	1	1.0
Funding Inadequate	1	15	15.0	<b>Respite</b>			
<b>Chore</b>				Funding Inadequate	2	30	15.0
Funding Inadequate	19	490	25.8	<b>Transportation</b>			
Unable to Staff	2	40	20.0	Funding Inadequate	7	150	21.4
<b>Emergency Response System</b>				<b>Marshall</b>	<u>Contacts</u>	<u>Units</u>	<u>Avg/Cont</u>
Unable to Staff	8	8	1.0	<b>Adult Daycare</b>			
<b>Home Repair</b>				No Provider	17	461	27.1
Funding Inadequate	1	50	50.0	<b>Assisted Transportation</b>			
No Provider	1	50	50.0	No Provider	5	40	8.0
<b>Homemaker</b>				<b>Chore</b>			
Unable to Staff	11	165	15.0	No Provider	7	35	5.0
<b>Legal Assistance</b>				<b>Home Repair</b>			
Unable to Staff	1	10	10.0	Funding Inadequate	1	40	40.0
<b>Medication Management</b>				<b>Material Aide</b>			
No Funding	1	1	1.0	No Funding	1	3	3.0
No Provider	3	12	4.0	<b>Visiting</b>			
<b>Mental Health Outreach</b>				No Provider	5	40	8.0
Funding Inadequate	8	64	8.0	<b>Mills</b>	<u>Contacts</u>	<u>Units</u>	<u>Avg/Cont</u>
<b>Nutrition Counseling</b>				<b>Chore</b>			
Funding Inadequate	3	8	2.7	No Provider	28	332	11.9
No Funding	3	12	4.0	<b>Transportation</b>			
No Provider	56	224	4.0	No Provider	7	105	15.0
<b>Preventive Health Promotion</b>				<b>Monona</b>	<u>Contacts</u>	<u>Units</u>	<u>Avg/Cont</u>
No Provider	14	62	4.4	<b>Chore</b>			
<b>Reassurance</b>				Funding Inadequate	1	1	1.0
No Provider	3	15	5.0	No Funding	11	110	10.0
<b>Respite</b>				<b>Home Delivered Meals</b>			
Funding Inadequate	3	18	6.0	No Provider	1	23	23.0
<b>Transportation</b>				<b>Homemaker</b>			
Funding Inadequate	38	524	13.8	Funding Inadequate	3	12	4.0
<b>Visiting</b>				<b>Visiting</b>			
No Provider	3	3	1.0	No Provider	16	134	8.4

**CMPFE**  
**Unmet Needs by County and Service and Reason**  
**(SFY09)**

**Monroe**

	<u>Contacts</u>	<u>Units</u>	<u>Avg/Cont</u>
<b>Home Repair</b>			
No Funding	3	11	3.7

**Material Aide**

Funding Inadequate	1	1	1.0
--------------------	---	---	-----

**Respite**

Funding Inadequate	1	10	10.0
--------------------	---	----	------

**Montgomery**

	<u>Contacts</u>	<u>Units</u>	<u>Avg/Cont</u>
<b>Assisted Transportation</b>			
No Provider	3	6	2.0

**Nutrition Education**

No Provider	4	80	20.0
-------------	---	----	------

**Protective Payee Service**

No Provider	3	3	1.0
-------------	---	---	-----

**Muscatine**

	<u>Contacts</u>	<u>Units</u>	<u>Avg/Cont</u>
<b>Adult Daycare</b>			
Funding Inadequate	1	20	20.0
No Provider	29	271	9.3
Unable to Staff	11	110	10.0

**Caregiver Support**

Unable to Staff	1	1	1.0
-----------------	---	---	-----

**Home Repair**

No Funding	1	1	1.0
------------	---	---	-----

**Material Aide**

No Funding	10	10	1.0
------------	----	----	-----

**Senior Center**

Unable to Staff	2	2	1.0
-----------------	---	---	-----

**Transportation**

No Provider	11	22	2.0
-------------	----	----	-----

**Visiting**

No Provider	10	10	1.0
-------------	----	----	-----

**O'Brien**

	<u>Contacts</u>	<u>Units</u>	<u>Avg/Cont</u>
<b>Chore</b>			
No Provider	5	19	3.8

**Emergency Response System**

Unable to Staff	11	11	1.0
-----------------	----	----	-----

**Home Delivered Meals**

Funding Inadequate	8	184	23.0
--------------------	---	-----	------

No Provider	5	115	23.0
-------------	---	-----	------

**Home Repair**

No Provider	1	1	1.0
-------------	---	---	-----

Unable to Staff	1	1	1.0
-----------------	---	---	-----

**Homemaker**

No Funding	3	30	10.0
------------	---	----	------

**Osceola**

	<u>Contacts</u>	<u>Units</u>	<u>Avg/Cont</u>
<b>Chore</b>			
No Funding	4	16	4.0
No Provider	64	278	4.3

**Home Delivered Meals**

No Funding	2	64	32.0
------------	---	----	------

**Home Repair**

Funding Inadequate	1	1	1.0
--------------------	---	---	-----

**Homemaker**

No Funding	2	32	16.0
------------	---	----	------

**OUT OF STATE**

	<u>Contacts</u>	<u>Units</u>	<u>Avg/Cont</u>
<b>Transportation</b>			
Funding Inadequate	11	275	25.0

**CMPFE**  
**Unmet Needs by County and Service and Reason**  
**(SFY09)**

<u>Page</u>	<u>Contacts</u>	<u>Units</u>	<u>Avg/Cont</u>	<u>Page</u>	<u>Contacts</u>	<u>Units</u>	<u>Avg/Cont</u>
<b>Adult Daycare</b>				<b>Transportation</b>			
No Provider	43	692	16.1	No Provider	2	20	10.0
<b>Assisted Transportation</b>				Unable to Staff	1	5	5.0
No Funding	16	16	1.0	<b>Visiting</b>			
No Provider	12	40	3.3	No Provider	1	1	1.0
<b>Caregiver Support</b>				<b>Palo Alto</b>			
No Funding	11	44	4.0	<u>Contacts</u>	<u>Units</u>	<u>Avg/Cont</u>	
No Provider	42	110	2.6	<b>Chore</b>			
<b>Chore</b>				No Provider	9	85	9.4
Funding Inadequate	2	21	10.5	<b>Plymouth</b>			
No Funding	11	11	1.0	<u>Contacts</u>	<u>Units</u>	<u>Avg/Cont</u>	
No Provider	184	514	2.8	<b>Counseling</b>			
<b>Congregate Meals</b>				No Provider	33	195	5.9
No Provider	8	76	9.5	<b>Home Delivered Meals</b>			
<b>Emergency Response System</b>				No Provider	10	422	42.2
No Funding	1	1	1.0	<b>Mental Health Outreach</b>			
<b>Grandparent Relative Support</b>				No Provider	6	50	8.3
No Provider	3	12	4.0	<b>Respite</b>			
<b>Home Delivered Meals</b>				No Provider	4	40	10.0
No Provider	1	31	31.0	<b>Visiting</b>			
<b>Home Repair</b>				No Provider	1	10	10.0
Funding Inadequate	28	38	1.4	<b>Pocahontas</b>			
No Funding	7	8	1.1	<u>Contacts</u>	<u>Units</u>	<u>Avg/Cont</u>	
No Provider	91	126	1.4	<b>Transportation</b>			
Unable to Staff	4	4	1.0	No Provider	9	54	6.0
<b>Homemaker</b>				Funding Inadequate	11	66	6.0
Funding Inadequate	2	9	4.5				
Unable to Staff	3	3	1.0				
<b>Material Aide</b>							
No Funding	8	496	62.0				
<b>Mental Health Outreach</b>							
No Provider	19	43	2.3				
<b>Nutrition Counseling</b>							
No Provider	8	8	1.0				
<b>Reassurance</b>							
No Provider	1	1	1.0				
<b>Retired Service Volunteer Program</b>							
No Provider	31	104	3.4				
Unable to Staff	3	3	1.0				

**CMPFE**  
**Unmet Needs by County and Service and Reason**  
**(SFY09)**

<u>Polk</u>	<u>Contacts</u>	<u>Units</u>	<u>Avg/Cont</u>	<u>Polk</u>	<u>Contacts</u>	<u>Units</u>	<u>Avg/Cont</u>
<b>Adult Daycare</b>				<b>Respite</b>			
Funding Inadequate	3	292	97.3	Funding Inadequate	26	747	28.7
No Funding	1	40	40.0	No Funding	15	354	23.6
<b>Assisted Transportation</b>				<b>Transportation</b>			
Funding Inadequate	10	56	5.6	Funding Inadequate	35	251	7.2
No Funding	7	35	5.0	No Funding	4	36	9.0
Unable to Staff	11	110	10.0	<b>Visiting</b>			
<b>Chore</b>				Unable to Staff	6	72	12.0
Funding Inadequate	73	710	9.7				
No Funding	2	18	9.0				
No Provider	27	305	11.3				
<b>Home Delivered Meals</b>							
Funding Inadequate	20	534	26.7				
No Provider	26	1,054	40.5				
<b>Home Repair</b>							
Funding Inadequate	11	148	13.5				
No Funding	16	545	34.1				
<b>Homemaker</b>							
Funding Inadequate	10	80	8.0				
No Funding	4	95	23.8				
Unable to Staff	1	20	20.0				
<b>Legal Assistance</b>							
No Provider	1	1	1.0				
<b>Material Aide</b>							
Funding Inadequate	16	59	3.7				
No Funding	16	173	10.8				
<b>Medication Management</b>							
Funding Inadequate	4	22	5.5				
<b>Personal Care</b>							
Funding Inadequate	4	279	69.8				
No Funding	1	10	10.0				
Unable to Staff	1	15	15.0				
<b>Protective Payee Service</b>							
Funding Inadequate	2	4	2.0				
No Funding	1	1	1.0				
<b>Reassurance</b>							
No Funding	1	4	4.0				
No Provider	10	100	10.0				

**CMPFE**  
**Unmet Needs by County and Service and Reason**  
**(SFY09)**

<u>Pottawattamie</u>	<u>Contacts</u>	<u>Units</u>	<u>Avg/Cont</u>	<u>Ringgold</u>	<u>Contacts</u>	<u>Units</u>	<u>Avg/Cont</u>
<b>Adult Daycare</b>				<b>Chore</b>			
No Provider	11	220	20.0	Funding Inadequate	9	180	20.0
<b>Advocacy</b>				No Funding	1	20	20.0
No Provider	10	40	4.0	<b>Emergency Response System</b>			
<b>Assisted Transportation</b>				Funding Inadequate	26	26	1.0
Funding Inadequate	8	40	5.0	<b>Home Delivered Meals</b>			
<b>Caregiver Support</b>				Funding Inadequate	9	279	31.0
No Provider	10	100	10.0	<b>Homemaker</b>			
<b>Chore</b>				Funding Inadequate	17	350	20.6
Funding Inadequate	17	42	2.5	<b>Medication Management</b>			
No Provider	48	275	5.7	Funding Inadequate	8	8	1.0
<b>Emergency Response System</b>				<b>Personal Care</b>			
No Funding	8	8	1.0	Funding Inadequate	8	80	10.0
<b>Home Delivered Meals</b>				<b>Transportation</b>			
Funding Inadequate	32	1,126	35.2	Funding Inadequate	16	160	10.0
No Funding	2	90	45.0	No Provider	3	30	10.0
No Provider	10	50	5.0	<b>Sac</b>			
<b>Home Repair</b>				<u>Contacts</u>	<u>Units</u>	<u>Avg/Cont</u>	
No Provider	4	120	30.0	<b>Home Delivered Meals</b>			
Funding Inadequate	3	15	5.0	No Provider	11	247	22.5
<b>Homemaker</b>				<b>Home Repair</b>			
Funding Inadequate	21	476	22.7	Funding Inadequate	8	819	102.4
<b>Information &amp; Assistance</b>				<b>Material Aide</b>			
Funding Inadequate	1	1	1.0	No Funding	7	7	1.0
<b>Material Aide</b>				<b>Mental Health Outreach</b>			
No Funding	7	16	2.3	No Provider	9	36	4.0
<b>Mental Health Outreach</b>				<b>Nutrition Counseling</b>			
No Provider	38	585	15.4	No Provider	11	88	8.0
<b>Nutrition Counseling</b>				<b>Reassurance</b>			
No Provider	40	510	12.8	No Provider	6	6	1.0
<b>Respite</b>				<b>Transportation</b>			
Funding Inadequate	8	144	18.0	No Provider	10	100	10.0
No Funding	8	160	20.0				
<b>Transportation</b>							
Funding Inadequate	16	450	28.1				
No Provider	21	560	26.7				

**CMPFE**  
**Unmet Needs by County and Service and Reason**  
**(SFY09)**

<b><u>Scott</u></b>				<b><u>Sioux</u></b>			
	<u>Contacts</u>	<u>Units</u>	<u>Avg/Cont</u>		<u>Contacts</u>	<u>Units</u>	<u>Avg/Cont</u>
<b>Adult Daycare</b>				<b>Adult Daycare</b>			
Funding Inadequate	1	10	10.0	No Provider	15	449	29.9
No Provider	9	135	15.0	<b>Chore</b>			
Unable to Staff	11	110	10.0	No Provider	152	740	4.9
<b>Assisted Transportation</b>				<b>Congregate Meals</b>			
Funding Inadequate	12	180	15.0	No Provider	10	40	4.0
<b>Chore</b>				<b>Home Delivered Meals</b>			
Funding Inadequate	11	110	10.0	No Provider	11	132	12.0
No Provider	1	50	50.0	No Funding	5	115	23.0
<b>Home Delivered Meals</b>				<b>Home Repair</b>			
Funding Inadequate	14	218	15.6	No Provider	1	1	1.0
<b>Home Repair</b>				<b>Homemaker</b>			
Funding Inadequate	3	3	1.0	Funding Inadequate	5	50	10.0
No Funding	4	7	1.8	<b>Transportation</b>			
<b>Homemaker</b>				No Funding	10	40	4.0
Funding Inadequate	6	120	20.0	No Provider	10	20	2.0
No Provider	1	25	25.0	<b>Visiting</b>			
<b>Material Aide</b>				Unable to Staff	3	45	15.0
Funding Inadequate	9	18	2.0				
<b>Personal Care</b>							
Funding Inadequate	10	400	40.0				
<b>Placement Service</b>							
No Provider	9	9	1.0				
<b>Respite</b>							
Funding Inadequate	9	90	10.0				
<b>Training &amp; Education</b>							
No Provider	9	90	10.0				
<b>Transportation</b>							
Funding Inadequate	16	150	9.4				
<b>Visiting</b>							
No Provider	9	45	5.0				
<b><u>Shelby</u></b>							
	<u>Contacts</u>	<u>Units</u>	<u>Avg/Cont</u>				
<b>Congregate Meals</b>							
No Provider	2	46	23.0				
<b>Transportation</b>							
No Provider	2	24	12.0				

**CMPFE**  
**Unmet Needs by County and Service and Reason**  
**(SFY09)**

<u>Story</u>	<u>Contacts</u>	<u>Units</u>	<u>Avg/Cont</u>	<u>Tama</u>	<u>Contacts</u>	<u>Units</u>	<u>Avg/Cont</u>
<b>Adult Daycare</b>				<b>Transportation</b>			
Funding Inadequate	3	35	11.7	No Provider	11	220	20.0
<b>Assisted Transportation</b>				<b>Visiting</b>			
No Provider	8	90	11.3	No Provider	8	80	10.0
<b>Caregiver Support</b>				<b>Taylor</b>	<u>Contacts</u>	<u>Units</u>	<u>Avg/Cont</u>
No Provider	11	110	10.0	<b>Assisted Transportation</b>			
<b>Chore</b>				No Provider	6	180	30.0
No Provider	67	393	5.9	<b>Chore</b>			
No Funding	3	24	8.0	No Provider	1	15	15.0
Funding Inadequate	22	220	10.0	<b>Home Repair</b>			
<b>Emergency Response System</b>				Funding Inadequate	1	1	1.0
Funding Inadequate	2	2	1.0	<b>Transportation</b>			
No Funding	4	4	1.0	No Provider	9	145	16.1
Unable to Staff	11	11	1.0	<b>Union</b>	<u>Contacts</u>	<u>Units</u>	<u>Avg/Cont</u>
<b>Home Delivered Meals</b>				<b>Counseling</b>			
Funding Inadequate	5	154	30.8	No Provider	1	10	10.0
No Funding	1	31	31.0	<b>Home Delivered Meals</b>			
<b>Home Repair</b>				No Provider	2	124	62.0
Funding Inadequate	1	10	10.0	<b>Home Repair</b>			
No Funding	1	10	10.0	No Funding	1	50	50.0
<b>Homemaker</b>				<b>Homemaker</b>			
No Funding	5	50	10.0	Unable to Staff	9	270	30.0
<b>Legal Education</b>				<b>Transportation</b>			
Funding Inadequate	6	12	2.0	No Provider	1	10	10.0
<b>Material Aide</b>				<b>Van Buren</b>	<u>Contacts</u>	<u>Units</u>	<u>Avg/Cont</u>
Funding Inadequate	37	40	1.1	<b>Adult Daycare</b>			
No Funding	6	6	1.0	Funding Inadequate	1	20	20.0
<b>Medication Management</b>				<b>Assisted Transportation</b>			
No Funding	3	61	20.3	Funding Inadequate	245	3,048	12.4
<b>Mental Health Outreach</b>				<b>Emergency Response System</b>			
No Provider	6	6	1.0	Funding Inadequate	4	4	1.0
<b>Respite</b>				<b>Home Delivered Meals</b>			
No Funding	13	154	11.8	Funding Inadequate	4	120	30.0
<b>Transportation</b>							
Funding Inadequate	1	20	20.0				

**CMPFE**  
**Unmet Needs by County and Service and Reason**  
**(SFY09)**

<u>Wapello</u>	<u>Contacts</u>	<u>Units</u>	<u>Avg/Cont</u>	<u>Wapello</u>	<u>Contacts</u>	<u>Units</u>	<u>Avg/Cont</u>
<b>Adult Daycare</b>				<b>Nutrition Counseling</b>			
Funding Inadequate	5	50	10.0	Unable to Staff	5	5	1.0
No Provider	22	1,056	48.0	<b>Nutrition Education</b>			
<b>Advocacy</b>				No Provider	130	130	1.0
Unable to Staff	4	16	4.0	<b>Personal Care</b>			
<b>Assisted Transportation</b>				Funding Inadequate	6	340	56.7
Funding Inadequate	15	85	5.7	No Provider	1	78	78.0
Unable to Staff	12	28	2.3	<b>Senior Center</b>			
<b>Caregiver Support</b>				Unable to Staff	1	5	5.0
Funding Inadequate	24	305	12.7	<b>Visiting</b>			
Unable to Staff	22	1,100	50.0	No Funding	6	70	11.7
<b>Chore</b>				No Provider	1	10	10.0
Funding Inadequate	55	503	9.1	Unable to Staff	20	200	10.0
Unable to Staff	7	140	20.0	<b>Warren</b>			
<b>Emergency Response System</b>				<b>Homemaker</b>			
Unable to Staff	27	27	1.0	No Provider	5	100	20.0
<b>Health Screening Well Elderly Clinics</b>				<b>Washington</b>			
Unable to Staff	9	9	1.0	<b>Caregiver Support</b>			
<b>Home Delivered Meals</b>				Funding Inadequate	2	320	160.0
Unable to Staff	9	270	30.0	<b>Chore</b>			
No Provider	15	465	31.0	Funding Inadequate	4	80	20.0
Funding Inadequate	28	673	24.0	<b>Home Delivered Meals</b>			
<b>Home Repair</b>				Funding Inadequate	4	248	62.0
No Funding	4	180	45.0	<b>Homemaker</b>			
No Provider	2	60	30.0	Funding Inadequate	2	10	5.0
Unable to Staff	1	1	1.0	<b>Medication Management</b>			
Funding Inadequate	146	6,432	44.1	Funding Inadequate	4	4	1.0
<b>Homemaker</b>				<b>Personal Care</b>			
Funding Inadequate	36	810	22.5	No Funding	8	40	5.0
<b>Legal Assistance</b>				<b>Transportation</b>			
Funding Inadequate	8	8	1.0	No Funding	7	70	10.0
<b>Material Aide</b>							
Funding Inadequate	11	11	1.0				
Unable to Staff	4	4	1.0				
<b>Medication Management</b>							
Unable to Staff	4	120	30.0				
<b>Mental Health Outreach</b>							
No Provider	4	4	1.0				
Unable to Staff	4	20	5.0				

**CMPFE**  
**Unmet Needs by County and Service and Reason**  
**(SFY09)**

<b><u>Webster</u></b>				<b><u>Winneshiek</u></b>			
	<u>Contacts</u>	<u>Units</u>	<u>Avg/Cont</u>		<u>Contacts</u>	<u>Units</u>	<u>Avg/Cont</u>
<b>Adult Daycare</b>				<b>Chore</b>			
No Provider	9	90	10.0	No Provider	29	650	22.4
<b>Assisted Transportation</b>				<b>Home Delivered Meals</b>			
No Provider	2	88	44.0	No Provider	36	586	16.3
<b>Chore</b>				<b>Respite</b>			
No Provider	25	324	13.0	No Provider	6	60	10.0
<b>Home Delivered Meals</b>				<b><u>Woodbury</u></b>			
No Funding	5	155	31.0	<b>Caregiver Support</b>			
<b>Home Repair</b>				Funding Inadequate	11	231	21.0
No Funding	4	4	1.0	<b>Chore</b>			
Funding Inadequate	7	66	9.4	No Provider	10	100	10.0
<b>Material Aide</b>				<b>Congregate Meals</b>			
Unable to Staff	9	18	2.0	No Provider	11	253	23.0
Funding Inadequate	4	5	1.3	<b>Emergency Response System</b>			
No Funding	1	1	1.0	Funding Inadequate	4	4	1.0
<b>Mental Health Outreach</b>				Unable to Staff	31	31	1.0
No Provider	3	60	20.0	<b>Home Delivered Meals</b>			
<b>Nutrition Counseling</b>				Funding Inadequate	6	255	42.5
No Provider	18	144	8.0	No Funding	7	434	62.0
<b>Nutrition Education</b>				<b>Home Repair</b>			
No Funding	5	5	1.0	Funding Inadequate	3	3	1.0
<b>Respite</b>				<b>Material Aide</b>			
No Provider	4	80	20.0	Unable to Staff	8	8	1.0
<b>Transportation</b>				<b>Respite</b>			
Funding Inadequate	3	132	44.0	No Funding	10	100	10.0
No Funding	5	20	4.0	Funding Inadequate	2	60	30.0
No Provider	1	12	12.0	<b>Transportation</b>			
<b><u>Winnebago</u></b>				Funding Inadequate	4	20	5.0
	<u>Contacts</u>	<u>Units</u>	<u>Avg/Cont</u>	No Provider	11	110	10.0
<b>Congregate Meals</b>				<b>Visiting</b>			
Funding Inadequate	4	92	23.0	No Provider	28	480	17.1
<b>Transportation</b>				Unable to Staff	20	159	8.0
No Provider	6	24	4.0				
Unable to Staff	8	80	10.0				

**CMPFE**  
**Unmet Needs by County and Service and Reason**  
**(SFY09)**

**Worth**

	<u>Contacts</u>	<u>Units</u>	<u>Avg/Cont</u>
<b>Chore</b>			
No Provider	10	182	18.2

**Outreach**

No Provider	10	10	1.0
-------------	----	----	-----

**Senior Center**

No Provider	8	240	30.0
-------------	---	-----	------

**Wright**

	<u>Contacts</u>	<u>Units</u>	<u>Avg/Cont</u>
<b>Nutrition Counseling</b>			
No Provider	451	736	1.6

**Nutrition Education**

No Provider	11	44	4.0
-------------	----	----	-----