

# **Iowa Department of Elder Affairs**

**Case Management Program for Frail Elders (CMPFE)  
&  
Senior Living Program (SLP)**

## **Unmet Needs Report SFY 2008 (July 2007 - June 2008)**

**Iowa Department of Elder Affairs  
Jessie M. Parker Building  
510 East 12<sup>th</sup> Street  
Des Moines, IA 50319-9025  
Phone: (515) 725-3333  
Fax: (515) 725-3300  
[www.state.ia.us/elderaffairs](http://www.state.ia.us/elderaffairs)**

**(October 2008)**

## Unmet Needs Reporting System

Despite the successes of the Senior Living Program (SLP), Case Management Program for the Frail Elders (CMPFE) and other efforts of the Iowa Aging Network, there continue to be documented unmet needs throughout the state. This report is a compilation of unmet needs data reported to the Department of Elder Affairs (DEA) from the 13 Area Agencies on Aging. The sources for this data come from the Case Management Program for the Frail Elderly (CMPFE) and SLP service providers under contract with the Area Agencies on Aging that have identified service needs for elderly lowans that the aging networks are unable to meet.

Prior to SFY2008, SLP and CMPFE unmet needs were reported together in one reporting system without the ability to distinguish between the two. Beginning in SFY2008, DEA implemented separate reporting systems utilizing the current CMPFE Seamless and INAPIS reporting software. SLP unmet needs were reported through INAPIS software from service providers under contract with the Area Agencies on Aging. CMPFE unmet need were reported through the CMPFE Seamless software by Case Managers during the development of a consumer service plan. This report and future reports will be divided into separate SLP and CMPFE sections. It is possible that the some consumers may be included in both sections.

***This report is provided as a tool that identifies unmet needs of elderly lowans that have contact with AAA's and their service providers and should not be considered all inclusive and definitive.***

## Document Description

<b>Unmet Needs Fast Facts:</b>	Provides a listing of quick facts related to CMFPE and SLP Unmet Needs reported during SFY 2008.	Page 4
<b>SLP Unmet Needs:</b>	Provides a listing of SLP reported Unmet Needs sorted by total units of service in descending order	Page 5
<b>CMPFE Unmet Needs:</b>	Provides a listing of CMPFE reported Unmet Needs sorted by total units of service in descending order	Page 6
<b>Unmet Needs Map:</b>	Provides a county mapping identifying which counties reported SLP and CMPFE Unmet Needs	Pages 7 and 8
<b>Unmet Needs Graph:</b>	Provides graph comparing SLP and CMPFE unmet needs total units of service using CMPFE total units ranking in descending order as the base line	Page 8
<b>Unmet Needs Mapping:</b>	Provides a county mapping of the top 12 total units of service with reported reasons for the unmet need excluding the service "Other".	Pages 9 to 20
<b>Unmet Needs by Service &amp; Reason:</b>	Provides an alphabetical listing of SLP and CMPFE services reported as unmet needs and the total contacts, units and average units per contact by services and reported reasons.	Pages 21 to 24
<b>Unmet Needs by County &amp; Service:</b>	Provides an alphabetical listing of counties and SLP and CMPFE services reported as unmet needs and the total contacts, units and average units per contact by services.	Pages 25 to 34
<b>Unmet Needs by County, Service &amp; Reason:</b>	Provides an alphabetical listing of counties and SLP and CMPFE services reported as unmet needs and the total contacts, units and average units per contact by county, services and reported reasons.	Pages 35 to 60
<b>Data Source</b>	Data used for this report is data reported to the Department of Elder Affairs from Area Agencies on Aging through the CMPFE Seamless and INAPIS Reporting System.	
<b>Contact Totals</b>	Contact totals may or may not represent unduplicated contact counts and the same contact may be included in both CMPFE and SLP reporting systems as well as one or more service unmet needs.	

## SFY 2008 SLP & CMPFE Unmet Needs Fast Facts

- **91** of Iowa's 99 counties reported SLP and/or CMPFE unmet needs
- Total reported SLP unmet needs units were **33,754**
- Total reported SLP unmet needs contacts were **5,931**
- Total reported CMPFE unmet needs units were **112,594**
- Total reported CMPFE unmet needs contacts were **9,196**
- **Homemaker** reported the highest number of SLP units at **7,275** and the highest number of SLP contacts at **1,275**
- **Home Delivered Meals** reported the highest number of CMPFE units at **25,955**
- **Chore** reported the highest number of CMPFE contacts at **1,986**
- **74 %** of the total SLP units reported **No or Inadequate Funding** as the unmet need reason.
- **72 %** of the total CMFPE units reported **No or Inadequate Funding** as the unmet need reason.

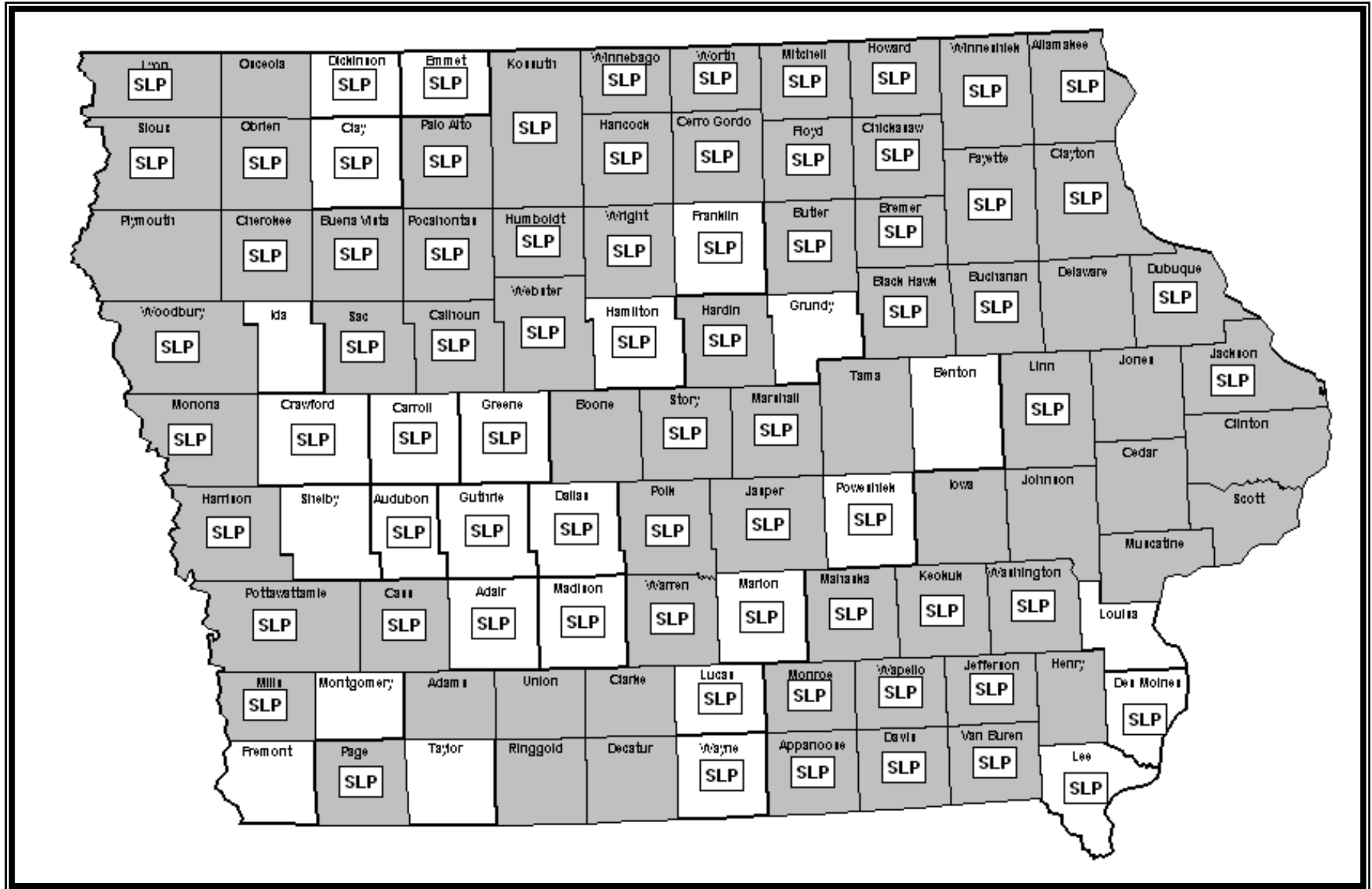
## SLP Unmet Needs SFY 2008

Service	Contacts	Units	Avg. Per Contact	Unit Of Measure	Rank By Units	Rank By Contacts	Rank By Avg. / Contact
Homemaker	1,275	7,274	5.7	1 hour	1	1	6
Home Delivered Meals	270	6,598	24.4	1 meal	2	8	1
Visiting	801	4,032	5.0	1 visit	3	2	11
Adult Daycare	162	3,829	23.6	1 hour	4	13	2
Respite	259	2,810	10.8	1 hour	5	9	4
Personal Care	400	2,073	5.2	1 hour	6	5	10
Transportation	553	1,416	2.6	1 one-way trip(s)	7	4	15
Chore	251	1,358	5.4	1 hour	8	10	8
Assisted Transportation	170	1,314	7.7	1 one-way trip	9	11	5
Health Screening Well Elderly Clinics	633	627	1.0	1 hour	10	3	25
Preventive Health Promotion	388	547	1.4	1 contact	11	6	19
Medication Management	165	532	3.2	1 client	12	12	13
Reassurance	23	405	17.6	1 contact	13	19	3
Emergency Response System	293	293	1.0	1 client	14	7	22
Legal Assistance	56	197	3.5	1 hour	15	16	12
Assessment & Intervention	60	183	3.1	1 hour	16	15	14
Protective Payee Service	74	80	1.1	1 contact	17	14	20
Home Repair	43	72	1.7	1 hour	18	17	18
Mental Health Outreach	6	32	5.3	1/4 hour	19	22	9
Congregate Meals	26	27	1.0	1 meal	20	18	21
Caregiver Support	10	20	2.0	1 hour	21	20	16
Material Aide	3	17	5.7	1 client	22	23	7
Outreach	8	16	2.0	1 contact	23	21	17
Case Management	1	1	1.0	1 hour	24	24	23
Counseling	1	1	1.0	1 hour	25	25	24

## CMPFE Unmet Needs SFY 2008

Service	Contacts	Units	Avg. Per Contact	Unit Of Measure	Rank By Units	Rank By Contacts	Rank By Avg. / Contact
Home Delivered Meals	1,345	25,955	19.3	1 meal	1	2	2
Chore	1,986	21,774	11.0	1 hour	2	1	14
Transportation	721	12,652	17.5	1 one-way trip(s)	3	4	6
Adult Daycare	652	11,989	18.4	1 hour	4	5	4
Home Repair	308	6,271	20.4	1 hour	5	9	1
Assisted Transportation	442	5,198	11.8	1 one-way trip	6	6	12
Homemaker	308	5,139	16.7	1 hour	7	10	7
Visiting	357	4,323	12.1	1 visit	8	8	10
Respite	191	3,656	19.1	1 hour	9	14	3
Personal Care	178	2,874	16.1	1 hour	10	15	8
Nutrition Counseling	854	2,368	2.8	1 session	11	3	26
Congregate Meals	93	1,650	17.7	1 meal	12	18	5
Caregiver Support	124	1,469	11.8	1 hour	13	17	11
Mental Health Outreach	210	1,465	7.0	1/4 hour	14	12	18
Reassurance	89	1,206	13.6	1 contact	15	19	9
Material Aide	237	1,040	4.4	1 client	16	11	20
Medication Management	83	972	11.7	1 client	17	20	13
Legal Assistance	63	514	8.2	1 hour	18	22	17
Counseling	36	378	10.5	1 hour	19	23	15
Emergency Response System	366	366	1.0	1 client	20	7	30
Case Management	210	364	1.7	1 hour	21	13	27
Preventive Health Promotion	78	327	4.2	1 contact	22	21	21
Nutrition Education	131	189	1.4	1 session	23	16	29
Training & Education	28	170	6.1	1 hour	24	24	19
Grandparent Relative Support	21	82	3.9	1 client	25	25	22
Health Screening Well Elderly Clinics	15	48	3.2	1 hour	26	27	24
Advocacy	5	46	9.2	1 hour	27	32	16
Information & Assistance	9	27	3.0	1 contact	28	30	25
Assessment & Intervention	8	26	3.3	1 hour	29	31	23
Placement Service	21	21	1.0	1 hour	30	26	31
Senior Center	12	20	1.7	1 hour	31	29	28
Protective Payee Service	13	13	1.0	1 contact	32	28	32
Employment	2	2	1.0	1 placement	33	33	33

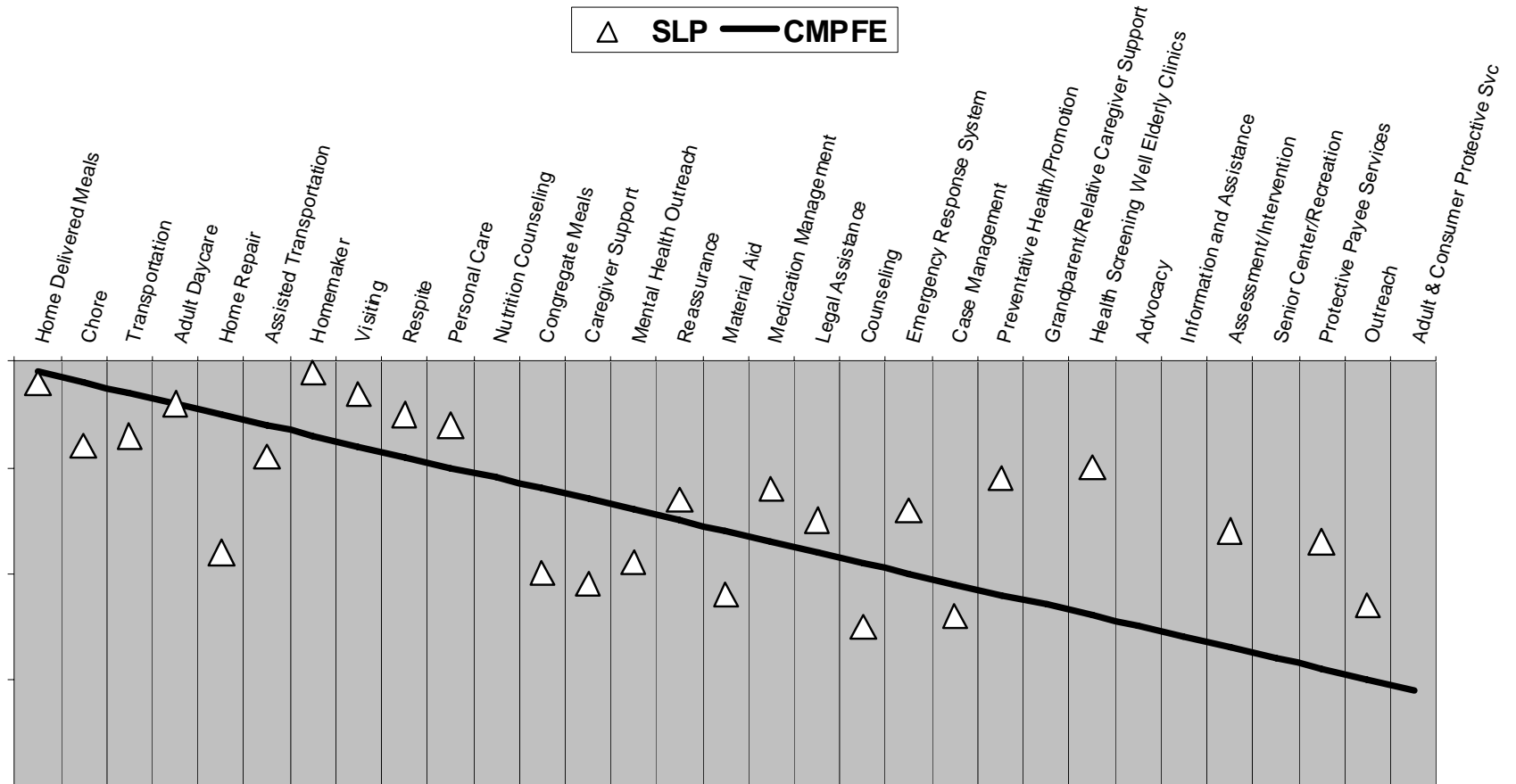
# Counties Reporting Unmet Needs in SFY2008



■ Reported CMPFE Unmet Needs

SLP Reported SLP Unmet Needs

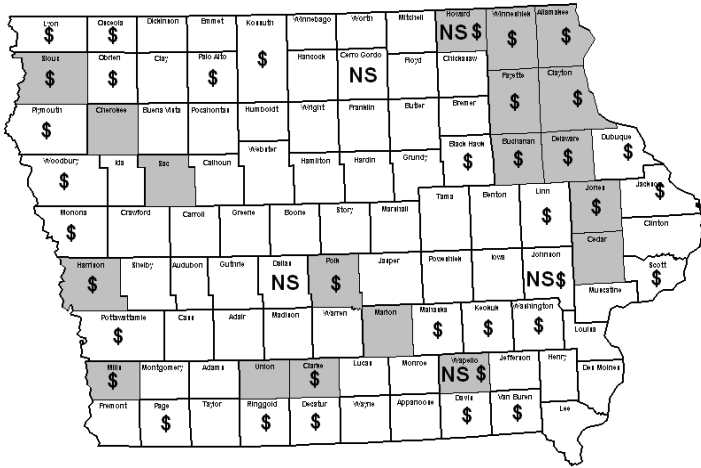
**SFY 2008 CMPFE & SLP Unmet Needs by Unit Ranking  
CMPFE Unmet Needs in Descending Order as Baseline**



**Home Delivered Meals** reported the highest number of CMPFE units at **25,955** and **Homemaker** reported the highest number of SLP units at **7,274**.

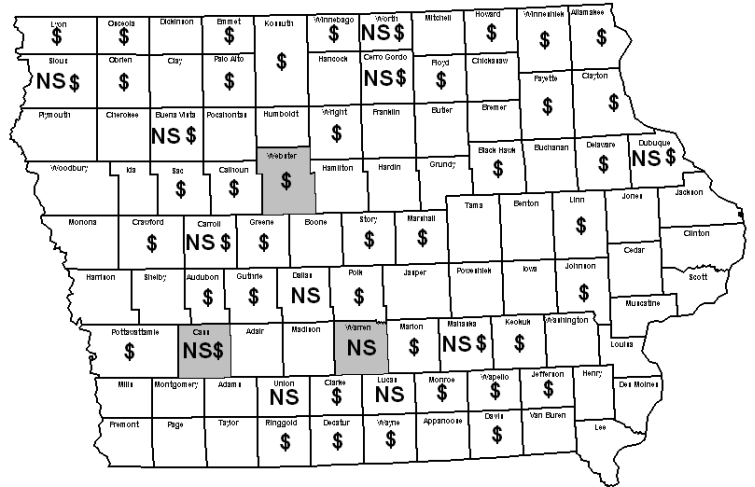
**CMPFE**

**Home Delivered Meals**  
**Contacts: 1,345**  
**Units: 25,955**



**SLP**

**Homemaker**  
**Contacts: 1,275**  
**Units: 7,274**



■ No Provider    \$ No Funding / Funding Inadequate    NS No Staffing

**CMPFE**

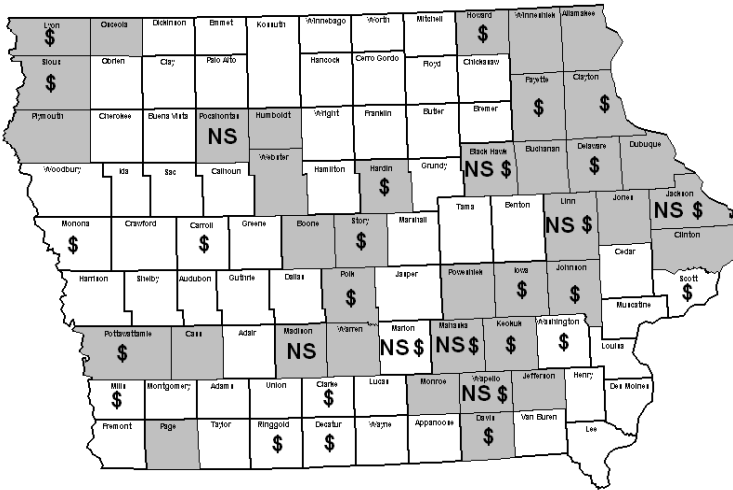
No Provider	No Funding / Funding Inadequate		No Staffing
Allamakee	Allamakee	Mahaska	Dallas
Buchanan	Black Hawk	Mills	Howard
Cedar	Buchanan	Monona	Johnson
Cherokee	Clarke	O'Brien	Wapello
Clarke	Clayton	Osceola	
Clayton	Davis	Page	
Delaware	Decatur	Palo Alto	
Fayette	Delaware	Plymouth	
Harrison	Dubuque	Polk	
Howard	Fayette	Pottawattamie	
Jones	Harrison	Ringgold	
Marion	Howard	Scott	
Mills	Jackson	Sioux	
Polk	Johnson	Van Buren	
Sac	Jones	Wapello	
Sioux	Keokuk	Washington	
Union	Kossuth	Winneshiek	
Wapello	Linn	Woodbury	
Winneshiek	Lyon		

**SLP**

No Provider	No Funding / Funding Inadequate		No Staffing
Cass	Allamakee	Kossuth	Buena Vista
Warren	Audubon	Linn	Carroll
Webster	Black Hawk	Lyon	Cass
	Buena Vista	Mahaska	Cerro Gordo
	Calhoun	Marion	Dallas
	Carroll	Marshall	Dubuque
	Cass	Monroe	Lucas
	Cerro Gordo	O'Brien	Mahaska
	Clarke	Osceola	Sioux
	Clayton	Palo Alto	Union
	Crawford	Polk	Warren
	Davis	Pottawattamie	Worth
	Decatur	Ringgold	
	Delaware	Sac	
	Dubuque	Sioux	
	Emmet	Story	
	Fayette	Wapello	
	Floyd	Wayne	
	Greene	Webster	
	Guthrie	Winnebago	
	Howard	Winneshiek	
	Jefferson	Worth	
	Johnson	Wright	
	Keokuk		

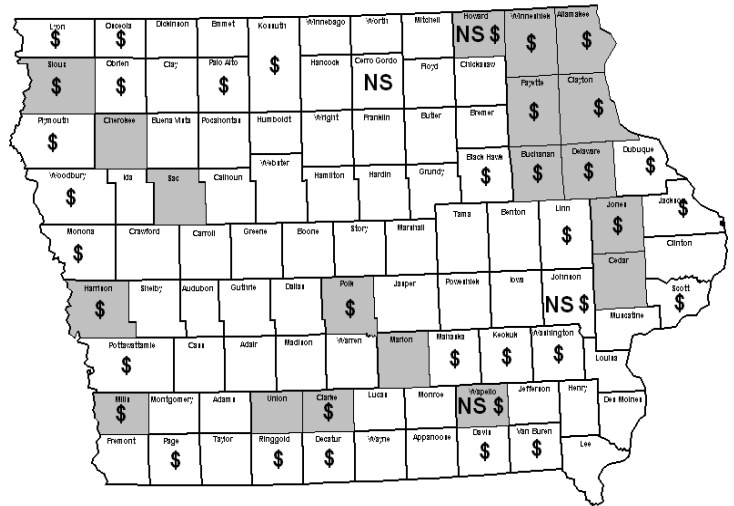
## CMPFE

**Chore**  
**Contacts: 1,986**  
**Units: 21,744**



## SLP

**Home Delivered Meals**  
**Contacts: 270**  
**Units: 6,598**



■ No Provider \$ No Funding / Funding Inadequate NS No Staffing

## CMPFE

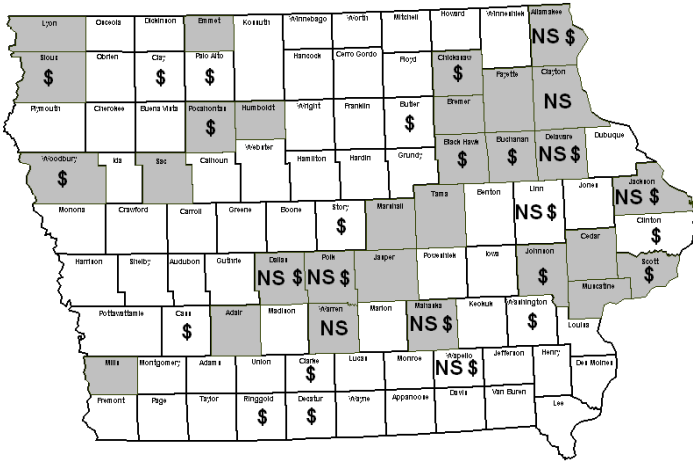
No Provider		No Funding / Funding Inadequate		No Staffing
Allamakee	Keokuk	Black Hawk	Linn	Black Hawk
Black Hawk	Linn	Carroll	Lyon	Jackson
Boone	Lyon	Clarke	Mahaska	Linn
Buchanan	Madison	Clayton	Marion	Madison
Cass	Mahaska	Davis	Mills	Mahaska
Clayton	Monroe	Decatur	Monona	Marion
Clinton	Osceola	Delaware	Polk	Pocahontas
Davis	Page	Fayette	Pottawattamie	Wapello
Delaware	Plymouth	Hardin	Ringgold	
Dubuque	Pocahontas	Howard	Scott	
Fayette	Polk	Iowa	Sioux	
Hardin	Pottawattamie	Jackson	Story	
Howard	Poweshiek	Johnson	Wapello	
Humboldt	Sioux	Keokuk	Washington	
Iowa	Story			
Jackson	Wapello			
Jefferson	Warren			
Johnson	Webster			
Jones	Winneshiek			

## SLP

No Provider	No Funding / Funding Inadequate		No Staffing
Allamakee	Allamakee	Mahaska	Cerro Gordo
Buchanan	Black Hawk	Mills	Dallas
Cedar	Buchanan	Monona	Howard
Cherokee	Clarke	O'Brien	Johnson
Clarke	Clayton	Osceola	Wapello
Clayton	Davis	Page	Cerro Gordo
Delaware	Decatur	Palo Alto	Dallas
Fayette	Delaware	Plymouth	
Harrison	Dubuque	Polk	
Howard	Fayette	Pottawattamie	
Jones	Harrison	Ringgold	
Marion	Howard	Scott	
Mills	Jackson	Sioux	
Polk	Johnson	Van Buren	
Sac	Jones	Wapello	
Sioux	Keokuk	Washington	
Union	Kossuth	Winneshiek	
Wapello	Linn	Woodbury	
Winneshiek	Lyon		

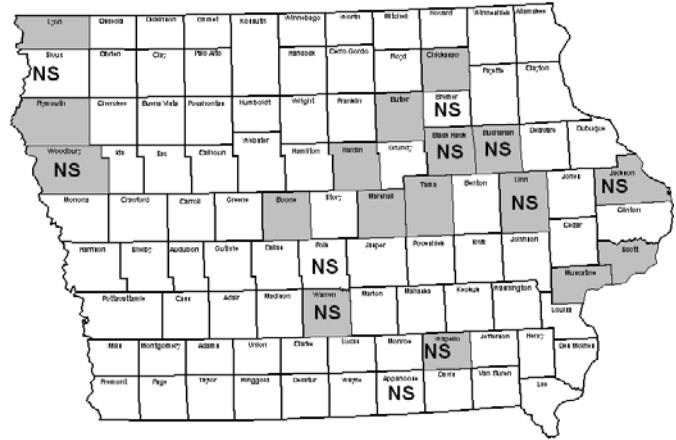
## CMPFE

**Transportation**  
**Contacts: 721**  
**Units: 12,652**



## SLP

**Visiting**  
**Contacts: 801**  
**Units: 4,032**



■ No Provider \$ No Funding / Funding Inadequate NS No Staffing

## CMPFE

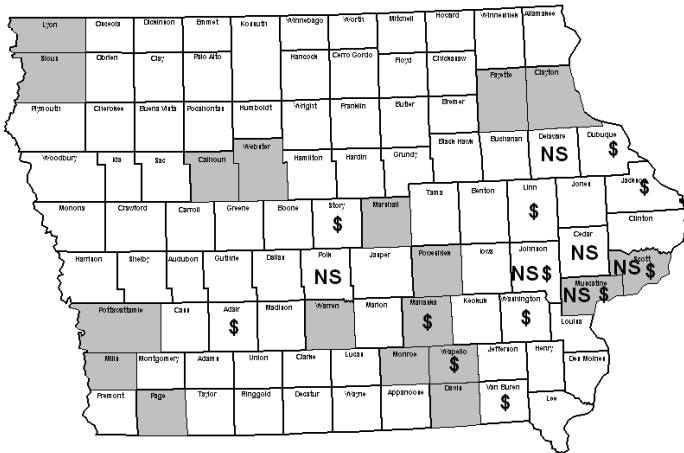
No Provider		No Funding / Funding Inadequate		No Staffing
Adair	Johnson	Allamakee	Johnson	Allamakee
Allamakee	Lyon	Black Hawk	Linn	Clayton
Black Hawk	Mahaska	Buchanan	Mahaska	Dallas
Bremer	Marshall	Butler	Palo Alto	Delaware
Buchanan	Mills	Cass	Pocahontas	Jackson
Cedar	Muscatine	Chickasaw	Polk	Linn
Chickasaw	Pocahontas	Clarke	Ringgold	Mahaska
Clayton	Polk	Clay	Scott	Polk
Dallas	Sac	Clinton	Sioux	Wapello
Delaware	Scott	Dallas	Story	Warren
Emmet	Sioux	Decatur	Wapello	
Fayette	Tama	Delaware	Washington	
Humboldt	Warren	Jackson	Woodbury	
Jackson	Woodbury			
Jasper				

## SLP

No Provider	No Funding / Funding Inadequate	No Staffing
Black Hawk	Des Moines	Appanoose
Boone	Emmet	Black Hawk
Buchanan	Jackson	Bremer
Butler	Lee	Buchanan
Chickasaw	Pottawattamie	Jackson
Hardin	Sioux	Linn
Jackson	Wapello	Polk
Linn		Sioux
Lyon		Wapello
Marshall		Warren
Muscatine		Woodbury
Plymouth		
Scott		
Tama		
Wapello		
Warren		
Woodbury		

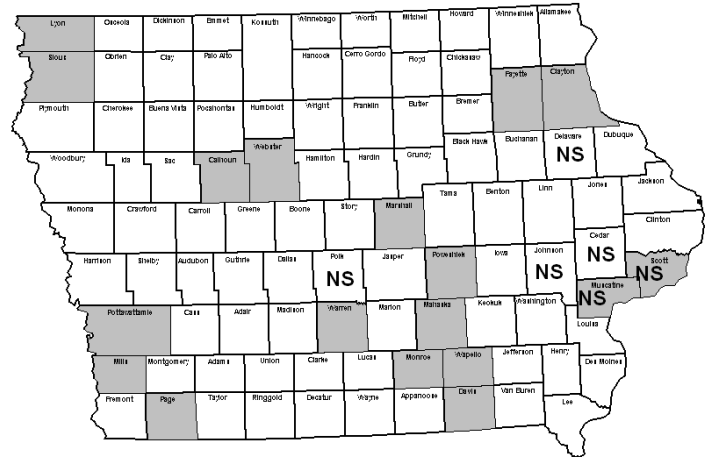
## CMPFE

**Adult Daycare**  
**Contacts: 652**  
**Units: 11,989**



## SLP

**Adult Day Care**  
**Contacts: 162**  
**Units: 3,829**



■ No Provider \$ No Funding / Funding Inadequate NS No Staffing

## CMPFE

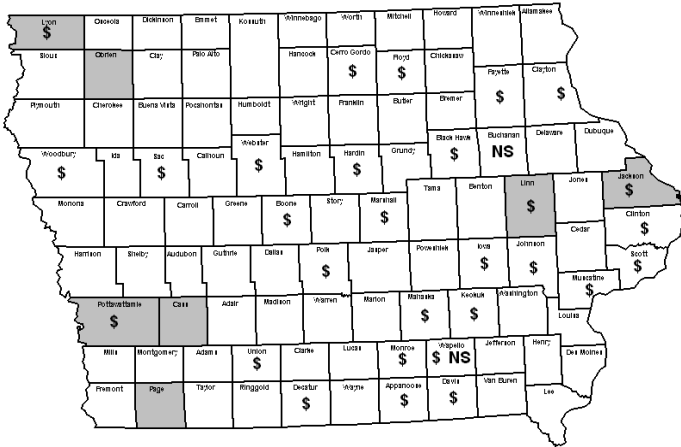
No Provider	No Funding / Funding Inadequate	No Staffing
Calhoun	Adair	Cedar
Clayton	Dubuque	Delaware
Davis	Jackson	Johnson
Fayette	Johnson	Muscatine
Lyon	Linn	Polk
Mahaska	Mahaska	Scott
Marshall	Muscatine	
Mills	Scott	
Monroe	Story	
Muscatine	Van Buren	
Page	Wapello	
Pottawattamie	Washington	
Poweshiek		
Scott		
Sioux		
Wapello		
Warren		
Webster		

## SLP

No Provider	No Funding / Funding Inadequate	No Staffing
Calhoun	Adair	Cedar
Clayton	Dubuque	Delaware
Davis	Jackson	Johnson
Fayette	Johnson	Muscatine
Lyon	Linn	Polk
Mahaska	Mahaska	Scott
Marshall	Muscatine	
Mills	Scott	
Monroe	Story	
Muscatine	Van Buren	
Page	Wapello	
Pottawattamie	Washington	
Poweshiek		
Scott		
Sioux		
Wapello		
Warren		
Webster		

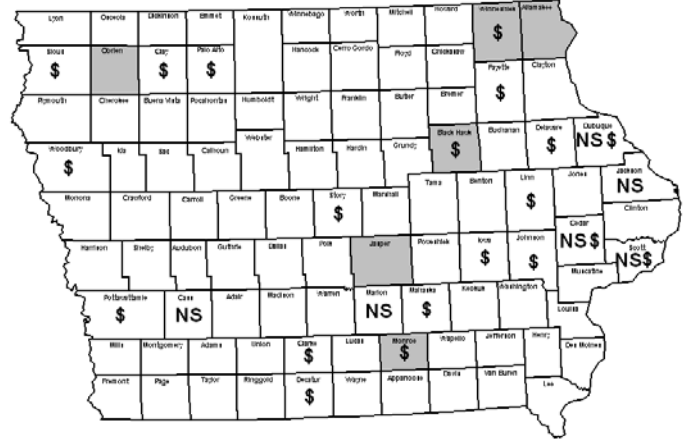
## CMPFE

**Home Repair**  
**Contacts: 308**  
**Units: 6,271**



## SLP

**Respite**  
**Contacts: 259**  
**Units: 2,810**



■ No Provider \$ No Funding / Funding Inadequate NS No Staffing

## CMPFE

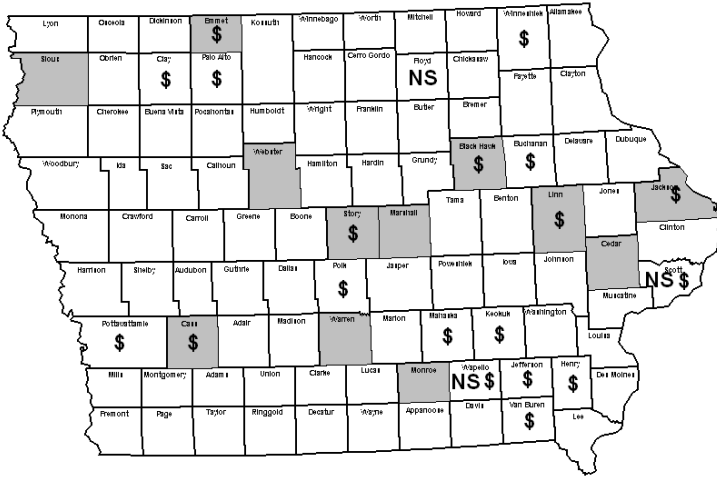
No Provider	No Funding / Funding Inadequate		No Staffing
Cass	Appanoose	Linn	Buchanan
Jackson	Black Hawk	Lyon	Wapello
Linn	Boone	Mahaska	
Lyon	Cerro Gordo	Marshall	
O'Brien	Clayton	Monroe	
Page	Clinton	Muscatine	
Pottawattamie	Davis	Polk	
	Decatur	Pottawattamie	
	Fayette	Sac	
	Floyd	Scott	
	Hardin	Union	
	Iowa	Wapello	
	Jackson	Webster	
	Johnson	Woodbury	
	Keokuk		

## SLP

No Provider	No Funding / Funding Inadequate	No Staffing
Allamakee	Black Hawk	Cass
Black Hawk	Cedar	Cedar
Jasper	Clarke	Dubuque
Monroe	Clay	Jackson
O'Brien	Decatur	Marion
Winneschiek	Delaware	Scott
	Dubuque	
	Fayette	
	Iowa	
	Johnson	
	Linn	
	Mahaska	
	Monroe	
	Palo Alto	
	Pottawattamie	
	Scott	
	Sioux	
	Story	
	Winneschiek	
	Woodbury	

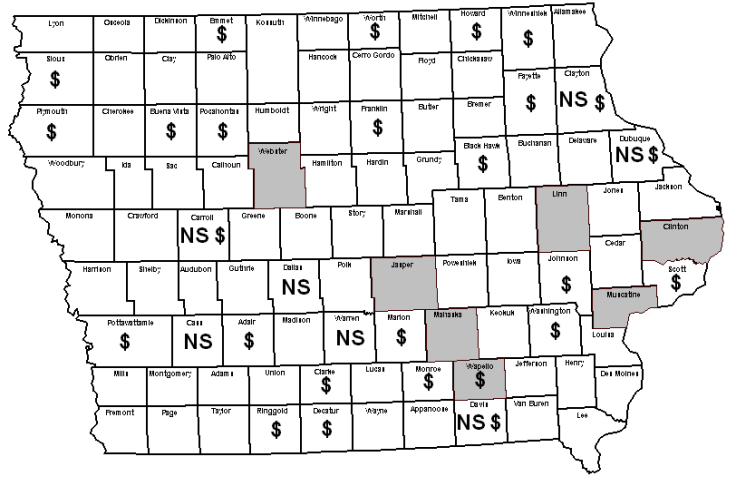
**CMPFE**

**Assisted Transportation**  
**Contacts: 442**  
**Units: 5.198**



**SLP**

**Personal Care**  
**Contacts: 400**  
**Units: 2.073**



■ No Provider \$ No Funding / Funding Inadequate NS No Staffing

**CMPFE**

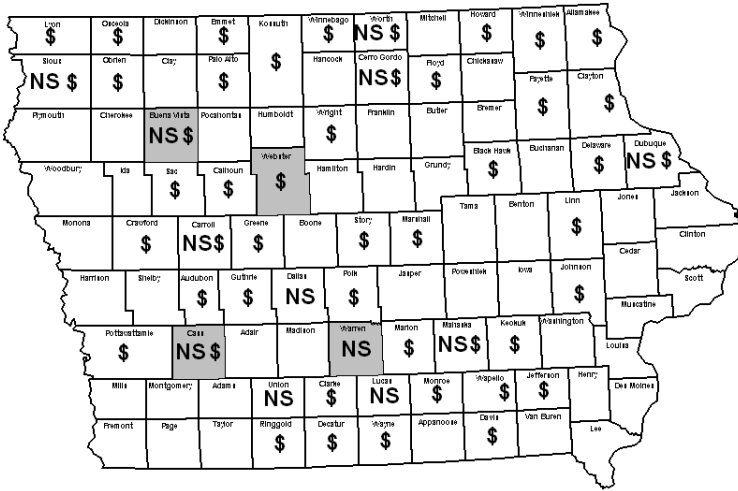
No Provider	No Funding / Funding Inadequate	No Staffing
Black Hawk	Black Hawk	Floyd
Cass	Buchanan	Scott
Cedar	Cass	Wapello
Emmet	Clay	
Jackson	Emmet	
Linn	Henry	
Marshall	Jackson	
Monroe	Jefferson	
Sioux	Keokuk	
Story	Linn	
Warren	Mahaska	
Webster	Palo Alto	
	Polk	
	Pottawattamie	
	Scott	
	Story	
	Van Buren	
	Wapello	
	Winneshiak	

**SLP**

No Provider	No Funding / Funding Inadequate	No Staffing
Clinton	Adair	Carroll
Jasper	Black Hawk	Cass
Linn	Buena Vista	Clayton
Mahaska	Carroll	Dallas
Muscatine	Clarke	Davis
Wapello	Clayton	Dubuque
Webster	Davis	Warren
	Decatur	
	Dubuque	
	Emmet	
	Fayette	
	Franklin	
	Howard	
	Johnson	
	Marion	
	Monroe	
	Plymouth	
	Pocahontas	
	Pottawattamie	
	Ringgold	
	Scott	
	Sioux	
	Wapello	
	Washington	
	Winneshiak	
	Worth	

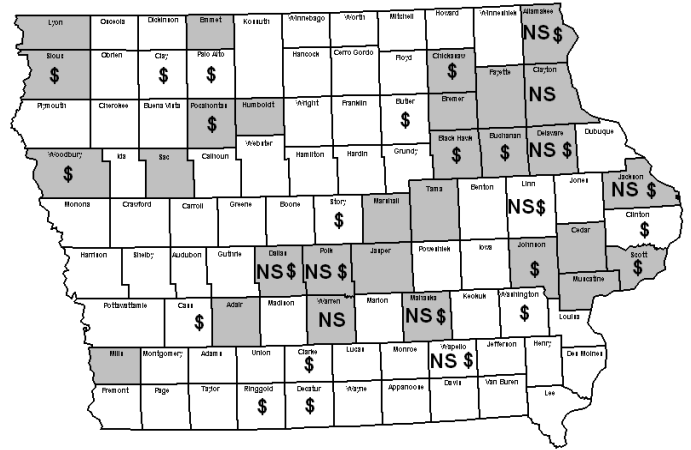
# CMPFE

**Homemaker  
Contacts: 308  
Units: 5,139**



# SLP

**Transportation  
Contacts: 553  
Units: 1,416**



**■ No Provider \$ No Funding / Funding Inadequate NS No Staffing**

## CMPFE

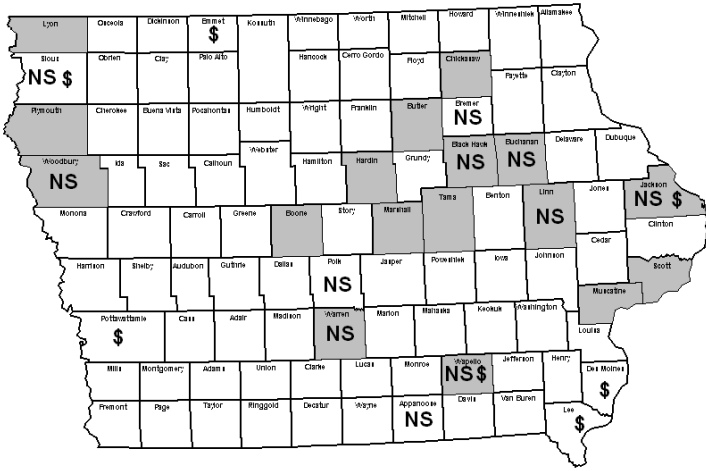
No Provider	No Funding / Funding Inadequate		No Staffing
Buena Vista	Allamakee	Kossuth	Buena Vista
Cass	Audubon	Linn	Carroll
Warren	Black Hawk	Lyon	Cass
Webster	Buena Vista	Mahaska	Cerro Gordo
	Calhoun	Marion	Dallas
	Carroll	Marshall	Dubuque
	Cass	Monroe	Lucas
	Cerro Gordo	O'Brien	Mahaska
	Clarke	Osceola	Sioux
	Clayton	Palo Alto	Union
	Crawford	Polk	Warren
	Davis	Pottawattamie	Worth
	Decatur	Ringgold	
	Delaware	Sac	
	Dubuque	Sioux	
	Emmet	Story	
	Fayette	Wapello	
	Floyd	Wayne	
	Greene	Webster	
	Guthrie	Winnebago	
	Howard	Winneshiek	
	Jefferson	Worth	
	Johnson	Wright	
	Keokuk		

## SLP

No Provider		No Funding / Funding Inadequate		No Staffing
Adair	Scott	Allamakee	Washington	Allamakee
Allamakee	Sioux	Black Hawk	Woodbury	Clayton
Black Hawk	Tama	Buchanan		Dallas
Bremer	Warren	Butler		Delaware
Buchanan	Woodbury	Cass		Jackson
Cedar		Chickasaw		Linn
Chickasaw		Clarke		Mahaska
Clayton		Clay		Polk
Dallas		Clinton		Wapello
Delaware		Dallas		Warren
Emmet		Decatur		
Fayette		Delaware		
Humboldt		Jackson		
Jackson		Johnson		
Jasper		Linn		
Johnson		Mahaska		
Lyon		Palo Alto		
Mahaska		Pocahontas		
Marshall		Polk		
Mills		Ringgold		
Muscatine		Scott		
Pocahontas		Sioux		
Polk		Story		
Sac		Wapello		

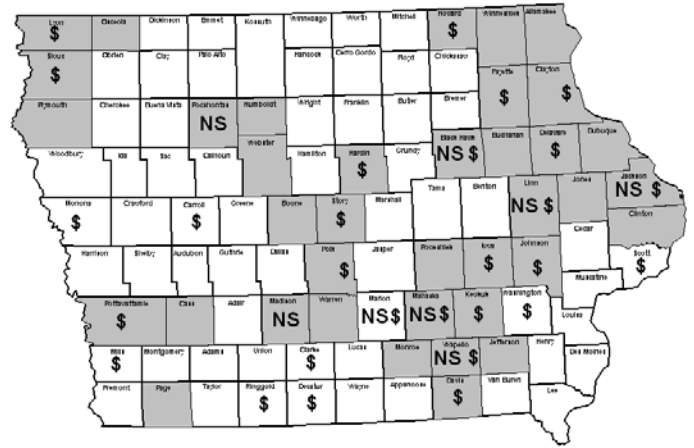
# CMPFE

**Visiting  
Contacts: 357  
Units: 4,323**



# SLP

**Chore  
Contacts: 251  
Units: 1,358**



**■ No Provider \$ No Funding / Funding Inadequate NS No Staffing**

## CMPFE

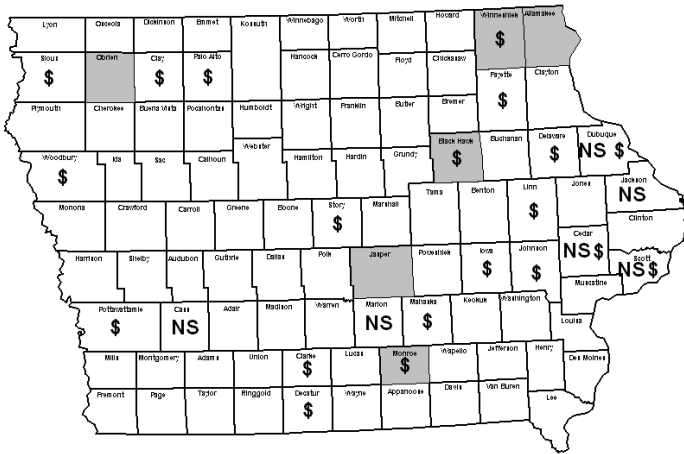
No Provider	No Funding / Funding Inadequate	No Staffing
Black Hawk	Des Moines	Appanoose
Boone	Emmet	Black Hawk
Buchanan	Jackson	Bremer
Butler	Lee	Buchanan
Chickasaw	Pottawattamie	Jackson
Hardin	Sioux	Linn
Jackson	Wapello	Polk
Linn		Sioux
Lyon		Wapello
Marshall		Warren
Muscatine		Woodbury
Plymouth		
Scott		
Tama		
Wapello		
Warren		
Woodbury		

## SLP

No Provider	No Funding / Funding Inadequate	No Staffing
Allamakee	Keokuk	Black Hawk
Black Hawk	Linn	Carroll
Boone	Lyon	Clarke
Buchanan	Madison	Clayton
Cass	Mahaska	Davis
Clayton	Monroe	Decatur
Clinton	Osceola	Delaware
Davis	Page	Fayette
Delaware	Plymouth	Hardin
Dubuque	Pocahontas	Howard
Fayette	Polk	Iowa
Hardin	Pottawattamie	Jackson
Howard	Poweshiek	Johnson
Humboldt	Sioux	Keokuk
Iowa	Story	Linn
Jackson	Wapello	Lyon
Jefferson	Warren	Mahaska
Johnson	Webster	Marion
Jones	Winneshiek	Mills
		Monona
		Polk
		Pottawattamie

## CMPFE

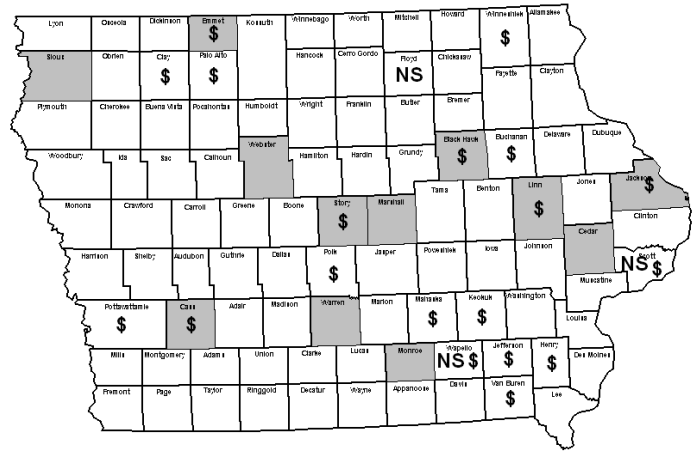
**Respite**  
**Contacts: 191**  
**Units: 3,656**



■ No Provider \$ No Funding / Funding Inadequate NS No Staffing

## SLP

**Assisted Transportation**  
**Contacts: 170**  
**Units: 1,314**



## CMPFE

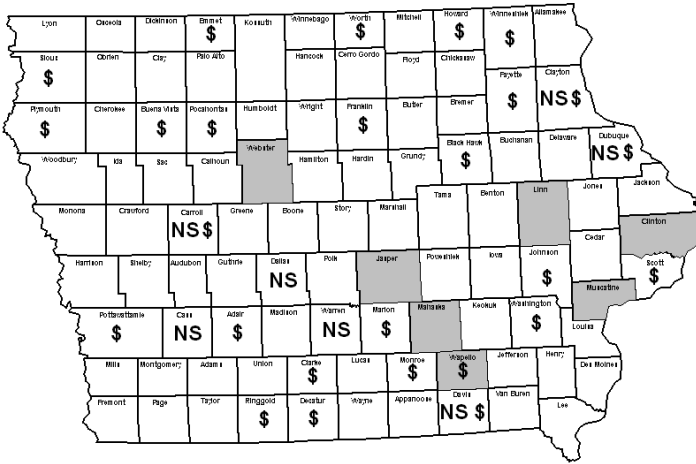
No Provider	No Funding / Funding Inadequate	No Staffing
Allamakee	Black Hawk	Cass
Black Hawk	Cedar	Cedar
Jasper	Clarke	Dubuque
Monroe	Clay	Jackson
O'Brien	Decatur	Marion
Winneshiek	Delaware	Scott
	Dubuque	
	Fayette	
	Iowa	
	Johnson	
	Linn	
	Mahaska	
	Monroe	
	Palo Alto	
	Pottawattamie	
	Scott	
	Sioux	
	Story	
	Winneshiek	
	Woodbury	

## SLP

No Provider	No Funding / Funding Inadequate	No Staffing
Black Hawk	Black Hawk	Floyd
Cass	Buchanan	Scott
Cedar	Cass	Wapello
Emmet	Clay	
Jackson	Emmet	
Linn	Henry	
Marshall	Jackson	
Monroe	Jefferson	
Sioux	Keokuk	
Story	Linn	
Warren	Mahaska	
Webster	Palo Alto	
	Polk	
	Pottawattamie	
	Scott	
	Story	
	Van Buren	
	Wapello	
	Winneshiek	

## CMPFE

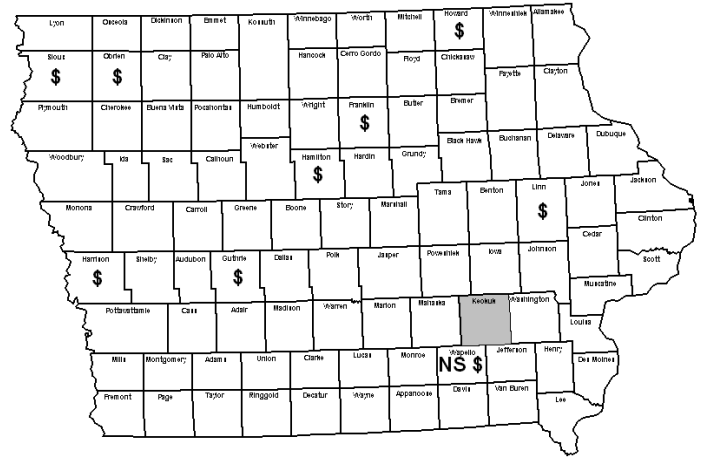
**Personal Care**  
**Contacts: 178**  
**Units: 2,874**



■ No Provider \$ No Funding / Funding Inadequate NS No Staffing

## SLP

**Health Screening / Well Elderly Clinics**  
**Contacts: 633**  
**Units: 627**



## CMPFE

No Provider	No Funding / Funding Inadequate		No Staffing
Clinton	Adair	Marion	Carroll
Jasper	Black Hawk	Monroe	Cass
Linn	Buena Vista	Plymouth	Clayton
Mahaska	Carroll	Pocahontas	Dallas
Muscatine	Clarke	Pottawattamie	Davis
Wapello	Clayton	Ringgold	Dubuque
Webster	Davis	Scott	Warren
	Decatur	Sioux	
	Dubuque	Wapello	
	Emmet	Washington	
	Fayette	Winneshiek	
	Franklin	Worth	
	Howard		
	Johnson		

## SLP

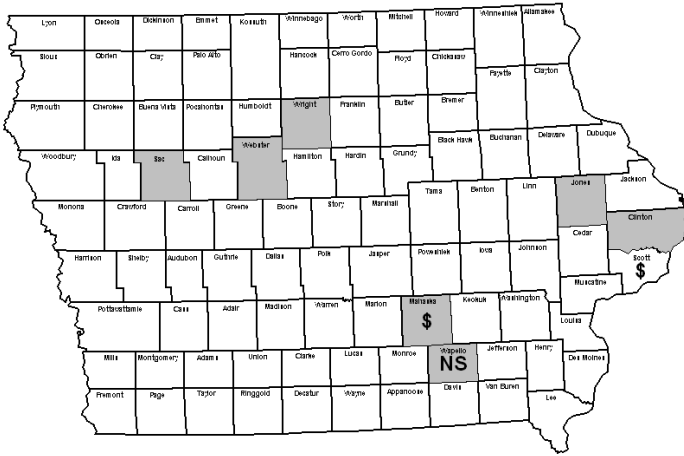
No Provider	No Funding / Funding Inadequate	No Staffing
Keokuk	Franklin	Wapello
	Guthrie	
	Hamilton	
	Harrison	
	Howard	
	Linn	
	O'Brien	
	Sioux	
	Wapello	

## CMPFE

### Nutrition Counseling

Contacts: 854

Units: 2,368



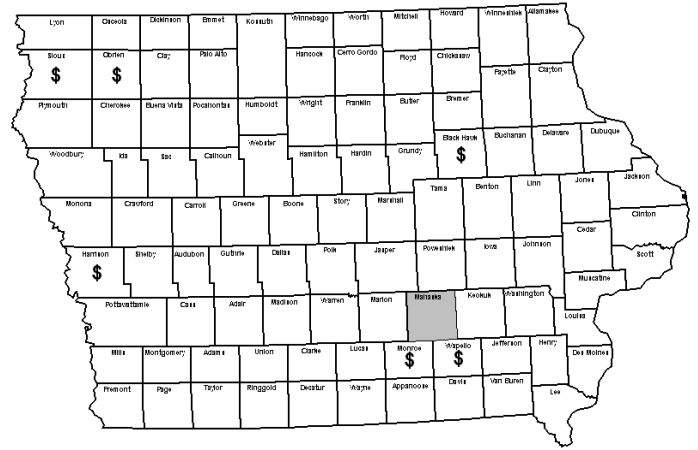
■ No Provider \$ No Funding / Funding Inadequate NS No Staffing

## SLP

### Preventive Health Promotion

Contacts: 388

Units: 547



## CMPFE

No Provider	No Funding / Funding Inadequate	No Staffing
Clinton	Mahaska	Wapello
Jones	Scott	
Mahaska		
Sac		
Wapello		
Webster		
Wright		

## SLP

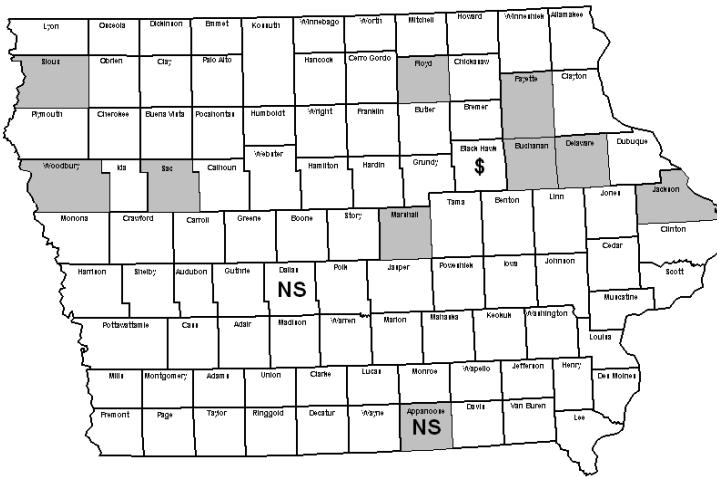
No Provider	No Funding / Funding Inadequate	No Staffing
Mahaska	Black Hawk	None
	Harrison	
	Monroe	
	O'Brien	
	Sioux	
	Wapello	

## CMPFE

### Congregate Meals

Contacts: 93

Units: 1,650

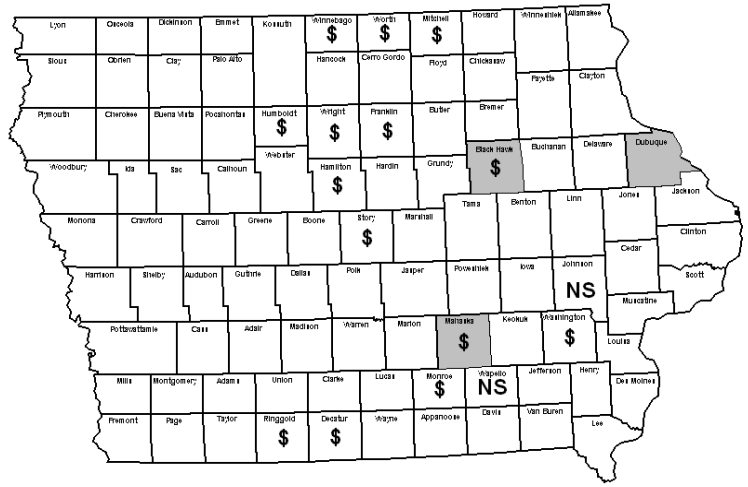


## SLP

### Medication Management

Contacts: 165

Units: 532



■ No Provider \$ No Funding / Funding Inadequate NS No Staffing

## CMPFE

No Provider	No Funding / Funding Inadequate	No Staffing
Appanoose	Black Hawk	Appanoose
Buchanan		Dallas
Delaware		
Fayette		
Floyd		
Jackson		
Marshall		
Sac		
Sioux		
Woodbury		

## SLP

No Provider	No Funding / Funding Inadequate	No Staffing
Black Hawk	Black Hawk	Johnson
Dubuque	Decatur	Wapello
Mahaska	Franklin	
	Hamilton	
	Humboldt	
	Mahaska	
	Mitchell	
	Monroe	
	Ringgold	
	Story	
	Washington	
	Winnebago	
	Worth	
	Wright	

**SLP**

**Unmet Needs by Service and Reason (SFY08)**

**Adult Daycare**

	<u>Contacts</u>	<u>Units</u>	<u>Avg/Contact</u>
No Funding	107	2,654	24.8
No Provider	29	564	19.4
Unable to Staff	18	569	31.6
Funding Inadequate	8	42	5.3

**Assessment & Intervention**

	<u>Contacts</u>	<u>Units</u>	<u>Avg/Contact</u>
Funding Inadequate	60	183	3.1

**Assisted Transportation**

	<u>Contacts</u>	<u>Units</u>	<u>Avg/Contact</u>
No Provider	46	78	1.7
Funding Inadequate	44	285	6.5
No Funding	80	951	11.9

**Caregiver Support**

	<u>Contacts</u>	<u>Units</u>	<u>Avg/Contact</u>
No Funding	10	20	2.0

**Case Management**

	<u>Contacts</u>	<u>Units</u>	<u>Avg/Contact</u>
Funding Inadequate	1	1	1.0

**Chore**

	<u>Contacts</u>	<u>Units</u>	<u>Avg/Contact</u>
Funding Inadequate	143	667	4.7
No Funding	39	297	7.6
No Provider	37	221	6.0
Unable to Staff	32	173	5.4

**Congregate Meals**

	<u>Contacts</u>	<u>Units</u>	<u>Avg/Contact</u>
Unable to Staff	25	25	1.0
No Provider	1	2	2.0

**Counseling**

	<u>Contacts</u>	<u>Units</u>	<u>Avg/Contact</u>
Funding Inadequate	1	1	1.0

**Emergency Response System**

	<u>Contacts</u>	<u>Units</u>	<u>Avg/Contact</u>
No Funding	285	285	1.0
No Provider	2	2	1.0
Unable to Staff	5	5	1.0
Funding Inadequate	1	1	1.0

**Health Screening Well Elderly Clinics**

	<u>Contacts</u>	<u>Units</u>	<u>Avg/Contact</u>
Funding Inadequate	445	446	1.0
No Funding	188	181	1.0

**Home Delivered Meals**

	<u>Contacts</u>	<u>Units</u>	<u>Avg/Contact</u>
Funding Inadequate	15	541	36.1
Unable to Staff	10	10	1.0
No Funding	214	5,445	25.4
No Provider	31	602	19.4

**Home Repair**

	<u>Contacts</u>	<u>Units</u>	<u>Avg/Contact</u>
Funding Inadequate	20	20	1.0
No Funding	6	26	4.3
No Provider	3	3	1.0
Unable to Staff	14	23	1.6

**Homemaker**

	<u>Contacts</u>	<u>Units</u>	<u>Avg/Contact</u>
No Provider	1	4	4.0
Funding Inadequate	838	5,656	6.7
Unable to Staff	200	313	1.6
No Funding	236	1,301	5.5

**Legal Assistance**

	<u>Contacts</u>	<u>Units</u>	<u>Avg/Contact</u>
Funding Inadequate	29	103	3.6
No Funding	25	89	3.6
Unable to Staff	2	5	2.5

**Material Aide**

	<u>Contacts</u>	<u>Units</u>	<u>Avg/Contact</u>
No Funding	1	15	15.0
Funding Inadequate	2	2	1.0

**Medication Management**

	<u>Contacts</u>	<u>Units</u>	<u>Avg/Contact</u>
Funding Inadequate	152	519	3.4
No Funding	13	13	1.0

**Mental Health Outreach**

	<u>Contacts</u>	<u>Units</u>	<u>Avg/Contact</u>
No Provider	6	32	5.3

**Outreach**

	<u>Contacts</u>	<u>Units</u>	<u>Avg/Contact</u>
No Funding	8	16	2.0

**Personal Care**

	<u>Contacts</u>	<u>Units</u>	<u>Avg/Contact</u>
Unable to Staff	60	137	2.3
Funding Inadequate	207	1,222	5.9
No Funding	128	633	4.9
No Provider	5	81	16.2

**Preventive Health Promotion**

	<u>Contacts</u>	<u>Units</u>	<u>Avg/Contact</u>
No Funding	33	33	1.0
Funding Inadequate	355	514	1.4

**Protective Payee Service**

	<u>Contacts</u>	<u>Units</u>	<u>Avg/Contact</u>
Funding Inadequate	74	80	1.1

**Reassurance**

	<u>Contacts</u>	<u>Units</u>	<u>Avg/Contact</u>
Funding Inadequate	21	373	17.8
Unable to Staff	2	32	16.0

**SLP**  
**Unmet Needs by Service and Reason (SFY08)**

**Respite**

	<u>Contacts</u>	<u>Units</u>	<u>Avg/Contact</u>
No Provider	9	206	22.9
Unable to Staff	10	136	13.6
No Funding	70	494	7.1
Funding Inadequate	170	1,974	11.6

**Transportation**

	<u>Contacts</u>	<u>Units</u>	<u>Avg/Contact</u>
No Funding	4	28	7.0
No Provider	19	278	14.6
Unable to Staff	496	962	1.9
Funding Inadequate	34	148	4.4

**Visiting**

	<u>Contacts</u>	<u>Units</u>	<u>Avg/Contact</u>
Unable to Staff	191	759	4.0
Funding Inadequate	227	2,541	11.2
No Funding	358	589	1.6
No Provider	25	143	5.7

**CMPFE**

**Unmet Needs by Service and Reason (SFY08)**

**Adult Daycare**

	<u>Contacts</u>	<u>Units</u>	<u>Avg/Contact</u>
No Funding	8	188	23.5
No Provider	480	9,418	19.6
Unable to Staff	43	918	21.3
Funding Inadequate	121	1,465	12.1

**Advocacy**

	<u>Contacts</u>	<u>Units</u>	<u>Avg/Contact</u>
No Funding	2	8	4.0
No Provider	1	30	30.0
Unable to Staff	2	8	4.0

**Assessment & Intervention**

	<u>Contacts</u>	<u>Units</u>	<u>Avg/Contact</u>
Funding Inadequate	3	6	2.0
No Funding	5	20	4.0

**Assisted Transportation**

	<u>Contacts</u>	<u>Units</u>	<u>Avg/Contact</u>
Unable to Staff	16	83	5.2
Funding Inadequate	318	3,814	12.0
No Funding	40	282	7.1
No Provider	68	1,019	15.0

**Caregiver Support**

	<u>Contacts</u>	<u>Units</u>	<u>Avg/Contact</u>
Unable to Staff	16	506	31.6
No Provider	14	200	14.3
Funding Inadequate	84	713	8.5
No Funding	10	50	5.0

**Case Management**

	<u>Contacts</u>	<u>Units</u>	<u>Avg/Contact</u>
Funding Inadequate	206	303	1.5
No Funding	1	1	1.0
No Provider	3	60	20.0

**Chore**

	<u>Contacts</u>	<u>Units</u>	<u>Avg/Contact</u>
Funding Inadequate	260	4,921	18.9
No Funding	81	747	9.2
No Provider	1,536	14,504	9.4
Unable to Staff	109	1,602	14.7

**Congregate Meals**

	<u>Contacts</u>	<u>Units</u>	<u>Avg/Contact</u>
Unable to Staff	15	345	23.0
No Provider	67	1,085	16.2
No Funding	11	220	20.0

**Counseling**

	<u>Contacts</u>	<u>Units</u>	<u>Avg/Contact</u>
No Provider	18	264	14.7
Unable to Staff	3	3	1.0
Funding Inadequate	15	111	7.4

**Emergency Response System**

	<u>Contacts</u>	<u>Units</u>	<u>Avg/Contact</u>
Funding Inadequate	216	216	1.0
No Funding	31	31	1.0
No Provider	37	37	1.0
Unable to Staff	82	82	1.0

**Employment**

	<u>Contacts</u>	<u>Units</u>	<u>Avg/Contact</u>
Funding Inadequate	2	2	1.0

**Grandparent Relative Support**

	<u>Contacts</u>	<u>Units</u>	<u>Avg/Contact</u>
Funding Inadequate	11	72	6.5
No Provider	10	10	1.0

**Health Screening Well Elderly Clinics**

	<u>Contacts</u>	<u>Units</u>	<u>Avg/Contact</u>
No Provider	1	30	30.0
Unable to Staff	10	14	1.4
Funding Inadequate	4	4	1.0

**Home Delivered Meals**

	<u>Contacts</u>	<u>Units</u>	<u>Avg/Contact</u>
No Funding	76	2,253	29.6
No Provider	696	10,034	14.4
Unable to Staff	27	376	13.9
Funding Inadequate	546	13,292	24.3

**Home Repair**

	<u>Contacts</u>	<u>Units</u>	<u>Avg/Contact</u>
Funding Inadequate	94	5,192	55.2
No Funding	133	909	6.8
No Provider	76	147	1.9
Unable to Staff	5	23	4.6

**Homemaker**

	<u>Contacts</u>	<u>Units</u>	<u>Avg/Contact</u>
Unable to Staff	46	667	14.5
Funding Inadequate	220	3,933	17.9
No Funding	24	279	11.6
No Provider	18	260	14.4

**Information & Assistance**

	<u>Contacts</u>	<u>Units</u>	<u>Avg/Contact</u>
No Provider	6	24	4.0
Funding Inadequate	3	3	1.0

**Legal Assistance**

	<u>Contacts</u>	<u>Units</u>	<u>Avg/Contact</u>
Funding Inadequate	15	15	1.0
No Funding	7	350	50.0
No Provider	29	29	1.0
Unable to Staff	12	120	10.0

**CMPFE**  
**Unmet Needs by Service and Reason (SFY08)**

**Material Aide**

	<u>Contacts</u>	<u>Units</u>	<u>Avg/Contact</u>
Funding Inadequate	161	876	5.4
No Funding	43	43	1.0
No Provider	25	112	4.5
Unable to Staff	8	9	1.1

**Medication Management**

	<u>Contacts</u>	<u>Units</u>	<u>Avg/Contact</u>
No Provider	31	352	11.4
Unable to Staff	9	275	30.6
No Funding	17	307	18.1
Funding Inadequate	26	38	1.5

**Mental Health Outreach**

	<u>Contacts</u>	<u>Units</u>	<u>Avg/Contact</u>
No Funding	14	92	6.6
No Provider	103	616	6.0
Unable to Staff	24	196	8.2
Funding Inadequate	69	561	8.1

**Nutrition Counseling**

	<u>Contacts</u>	<u>Units</u>	<u>Avg/Contact</u>
Funding Inadequate	42	152	3.6
No Funding	17	68	4.0
No Provider	790	2,143	2.7
Unable to Staff	5	5	1.0

**Nutrition Education**

	<u>Contacts</u>	<u>Units</u>	<u>Avg/Contact</u>
Funding Inadequate	16	47	2.9
No Provider	115	142	1.2

**Personal Care**

	<u>Contacts</u>	<u>Units</u>	<u>Avg/Contact</u>
No Provider	25	497	19.9
Unable to Staff	18	258	14.3
No Funding	17	37	2.2
Funding Inadequate	118	2,082	17.6

**Placement Service**

	<u>Contacts</u>	<u>Units</u>	<u>Avg/Contact</u>
Unable to Staff	12	12	1.0
Funding Inadequate	9	9	1.0

**Preventive Health Promotion**

	<u>Contacts</u>	<u>Units</u>	<u>Avg/Contact</u>
No Funding	20	20	1.0
No Provider	58	307	5.3

**Protective Payee Service**

	<u>Contacts</u>	<u>Units</u>	<u>Avg/Contact</u>
Funding Inadequate	3	3	1.0
No Funding	3	3	1.0
No Provider	7	7	1.0

**Reassurance**

	<u>Contacts</u>	<u>Units</u>	<u>Avg/Contact</u>
No Funding	5	155	31.0
No Provider	80	1,031	12.9
Unable to Staff	4	20	5.0

**Respite**

	<u>Contacts</u>	<u>Units</u>	<u>Avg/Contact</u>
No Funding	26	392	15.1
No Provider	23	372	16.2
Funding Inadequate	115	2,368	20.6
Unable to Staff	27	524	19.4

**Senior Center**

	<u>Contacts</u>	<u>Units</u>	<u>Avg/Contact</u>
Unable to Staff	12	20	1.7

**Training & Education**

	<u>Contacts</u>	<u>Units</u>	<u>Avg/Contact</u>
No Funding	12	120	10.0
No Provider	6	40	6.7
Unable to Staff	10	10	1.0

**Transportation**

	<u>Contacts</u>	<u>Units</u>	<u>Avg/Contact</u>
Funding Inadequate	341	6,495	19.0
No Funding	45	377	8.4
No Provider	253	4,125	16.3
Unable to Staff	82	1,655	20.2

**Visiting**

	<u>Contacts</u>	<u>Units</u>	<u>Avg/Contact</u>
Unable to Staff	89	1,431	16.1
Funding Inadequate	17	140	8.2
No Funding	19	290	15.3
No Provider	232	2,462	10.6

SLP

Unmet Needs by County and Service (SFY08)

County	Service	Contacts	Units	Avg/Contact
<b>Adair</b>	Home Repair	1	1	1.0
	Personal Care	1	6	6.0
	Reassurance	2	37	18.5
	Transportation	1	2	2.0
	Adult Daycare	10	20	2.0
<b>Allamakee</b>	Emergency Response System	71	71	1.0
	Home Delivered Meals	31	776	25.0
	Homemaker	6	30	5.0
<b>Appanoose</b>	Emergency Response System	5	5	1.0
	Legal Assistance	3	8	2.7
<b>Audubon</b>	Homemaker	24	148	6.2
<b>Black Hawk</b>	Transportation	4	22	5.5
	Visiting	1	30	30.0
	Medication Management	1	1	1.0
	Homemaker	2	30	15.0
	Respite	3	3	1.0
<b>Bremer</b>	Visiting	12	21	1.8
<b>Buchanan</b>	Home Repair	1	1	1.0
	Transportation	5	5	1.0
	Home Delivered Meals	3	63	21.0
	Emergency Response System	2	2	1.0
	Assisted Transportation	2	10	5.0
	Visiting	2	2	1.0
<b>Buena Vista</b>	Homemaker	6	17	2.8
	Personal Care	3	8	2.7
<b>Butler</b>	Transportation	1	4	4.0
	Visiting	2	50	25.0
<b>Calhoun</b>	Homemaker	108	444	4.1
<b>Carroll</b>	Personal Care	87	589	6.8
	Homemaker	48	676	14.1
	Assessment & Intervention	8	24	3.0
	Chore	3	38	12.7
<b>Cass</b>	Assisted Transportation	16	16	1.0
	Case Management	1	1	1.0
	Chore	2	6	3.0
	Homemaker	3	22	7.3
	Personal Care	9	11	1.2
	Respite	1	13	13.0
<b>Cerro Gordo</b>	Homemaker	54	684	12.7
<b>Cherokee</b>	Legal Assistance	3	16	5.3
<b>Chickasaw</b>	Transportation	2	25	12.5
	Visiting	2	20	10.0
<b>Clay</b>	Assisted Transportation	32	245	7.7
	Transportation	8	57	7.1
	Legal Assistance	1	2	2.0
	Respite	3	21	7.0
<b>Clayton</b>	Emergency Response System	17	17	1.0
	Home Delivered Meals	17	463	27.2
	Homemaker	5	36	7.2
	Personal Care	1	5	5.0
<b>Crawford</b>	Homemaker	16	113	7.1
<b>Dallas</b>	Transportation	114	192	1.7
	Congregate Meals	25	25	1.0
	Home Delivered Meals	10	10	1.0
	Homemaker	50	74	1.5
	Personal Care	6	77	12.8
<b>Davis</b>	Legal Assistance	1	2	2.0
	Homemaker	18	129	7.2
<b>Des Moines</b>	Visiting	37	37	1.0

SLP

Unmet Needs by County and Service (SFY08)

County	Service	Contacts	Units	Avg/Contact
<b>Dickinson</b>	Legal Assistance	1	1	1.0
<b>Dubuque</b>	Homemaker	6	10	1.7
	Respite	64	857	13.4
<b>Emmet</b>	Home Repair	2	2	1.0
	Transportation	1	1	1.0
	Reassurance	20	356	17.8
	Personal Care	76	341	4.5
	Homemaker	114	407	3.6
	Visiting	1	5	5.0
	Assisted Transportation	20	38	1.9
	Legal Assistance	1	4	4.0
<b>Fayette</b>	Personal Care	6	30	5.0
	Homemaker	28	226	8.1
	Home Delivered Meals	53	1,252	23.6
	Chore	2	10	5.0
	Emergency Response System	101	101	1.0
<b>Floyd</b>	Assessment & Intervention	28	91	3.3
	Homemaker	24	162	6.8
	Protective Payee Service	8	8	1.0
<b>Franklin</b>	Health Screening Well Elderly Clinics	39	39	1.0
	Medication Management	10	19	1.9
	Personal Care	8	34	4.3
	Protective Payee Service	5	5	1.0
<b>Greene</b>	Homemaker	10	73	7.3
<b>Guthrie</b>	Health Screening Well Elderly Clinics	195	195	1.0
	Homemaker	42	276	6.6
<b>Hamilton</b>	Medication Management	21	45	2.1
	Health Screening Well Elderly Clinics	117	117	1.0
<b>Hancock</b>	Assessment & Intervention	20	60	3.0
<b>Hardin</b>	Chore	7	70	10.0
	Home Repair	1	1	1.0
	Visiting	1	6	6.0
<b>Harrison</b>	Counseling	1	1	1.0
	Preventive Health Promotion	39	39	1.0
	Legal Assistance	1	1	1.0
	Health Screening Well Elderly Clinics	41	41	1.0
	Home Repair	1	1	1.0
<b>Howard</b>	Emergency Response System	68	68	1.0
	Material Aide	1	15	15.0
	Personal Care	2	8	4.0
	Homemaker	37	233	6.3
	Health Screening Well Elderly Clinics	3	7	2.3
	Chore	19	100	5.3
	Home Delivered Meals	17	527	31.0
<b>Humboldt</b>	Medication Management	6	8	1.3
	Protective Payee Service	18	24	1.3
<b>Jackson</b>	Adult Daycare	8	42	5.3
<b>Jasper</b>	Personal Care	1	1	1.0
	Respite	4	4	1.0
<b>Jefferson</b>	Homemaker	1	16	16.0
	Legal Assistance	3	9	3.0
<b>Keokuk</b>	Homemaker	54	293	5.4
	Legal Assistance	2	6	3.0
<b>Kossuth</b>	Assessment & Intervention	4	8	2.0
<b>Lee</b>	Visiting	283	283	1.0
<b>Linn</b>	Adult Daycare	41	1,326	32.3
	Respite	22	226	10.3
<b>Lucas</b>	Homemaker	5	18	3.6
	Legal Assistance	2	12	6.0

SLP

Unmet Needs by County and Service (SFY08)

County	Service	Contacts	Units	Avg/Contact
<b>Lyon</b>	Homemaker	30	199	6.6
<b>Madison</b>	Chore	26	93	3.6
<b>Mahaska</b>	Adult Daycare	3	48	16.0
	Legal Assistance	5	12	2.4
	Personal Care	4	80	20.0
	Transportation	3	6	2.0
<b>Marion</b>	Homemaker	30	68	2.3
	Personal Care	41	199	4.9
	Emergency Response System	1	1	1.0
	Chore	20	200	10.0
	Home Delivered Meals	13	299	23.0
	Respite	4	60	15.0
<b>Marshall</b>	Transportation	2	200	100.0
	Congregate Meals	1	2	2.0
	Home Repair	1	1	1.0
	Homemaker	1	5	5.0
	Material Aide	1	1	1.0
<b>Mills</b>	Home Delivered Meals	24	420	17.5
	Adult Daycare	6	120	20.0
	Chore	6	70	11.7
<b>Mitchell</b>	Medication Management	27	54	2.0
<b>Monona</b>	Legal Assistance	7	17	2.4
<b>Monroe</b>	Assisted Transportation	11	39	3.5
	Respite	3	205	68.3
	Personal Care	19	142	7.5
	Medication Management	13	13	1.0
	Legal Assistance	1	4	4.0
	Adult Daycare	8	232	29.0
	Homemaker	1	3	3.0
<b>O'Brien</b>	Health Screening Well Elderly Clinics	136	158	1.2
	Homemaker	1	1	1.0
	Legal Assistance	1	10	10.0
	Preventive Health Promotion	347	502	1.4
<b>Page</b>	Home Delivered Meals	37	1,140	30.8
<b>Palo Alto</b>	Transportation	3	22	7.3
	Assisted Transportation	11	45	4.1
	Homemaker	6	51	8.5
	Reassurance	1	12	12.0
	Respite	2	14	7.0
<b>Pocahontas</b>	Chore	1	5	5.0
	Personal Care	10	74	7.4
<b>Polk</b>	Adult Daycare	18	569	31.6
	Chore	1	2	2.0
	Home Delivered Meals	22	254	11.5
	Home Repair	1	1	1.0
	Material Aide	1	1	1.0
	Transportation	396	842	2.1
<b>Pottawattamie</b>	Visiting	175	700	4.0
	Home Delivered Meals	14	520	37.1
	Visiting	31	370	11.9
	Respite	91	961	10.6
	Personal Care	25	120	4.8
	Legal Assistance	1	1	1.0
	Home Repair	17	17	1.0
	Chore	111	533	4.8
	Assisted Transportation	29	133	4.6
	Homemaker	110	944	8.6
<b>Poweshiek</b>	Adult Daycare	8	140	17.5
	Chore	2	2	1.0
	Mental Health Outreach	6	32	5.3
<b>Sac</b>	Homemaker	15	65	4.3

**SLP**

**Unmet Needs by County and Service (SFY08)**

<b>Sioux</b>	<u>Contacts</u>	<u>Units</u>	<u>Avg/Contact</u>	<b>Winneshiek</b>	<u>Contacts</u>	<u>Units</u>	<u>Avg/Contact</u>
Respite	43	284	6.6	Chore	10	100	10.0
Visiting	233	2,435	10.5	Respite	7	50	7.1
Preventive Health Promotion	2	6	3.0	Personal Care	24	64	2.7
Homemaker	71	352	5.0	Homemaker	62	295	4.8
Health Screening Well Elderly Clinics	102	70	0.7	Emergency Response System	28	28	1.0
Chore	28	91	3.3	Assisted Transportation	46	770	16.7
Personal Care	12	30	2.5	Home Delivered Meals	29	874	30.1
<b>Story</b>	<u>Contacts</u>	<u>Units</u>	<u>Avg/Contact</u>	<b>Woodbury</b>	<u>Contacts</u>	<u>Units</u>	<u>Avg/Contact</u>
Homemaker	8	64	8.0	Legal Assistance	10	26	2.6
Transportation	6	24	4.0	<b>Worth</b>	<u>Contacts</u>	<u>Units</u>	<u>Avg/Contact</u>
Adult Daycare	26	616	23.7	Homemaker	41	226	5.5
Outreach	8	16	2.0	Medication Management	50	250	5.0
Home Repair	4	24	6.0	Personal Care	25	210	8.4
Caregiver Support	10	20	2.0	Protective Payee Service	2	2	1.0
Assisted Transportation	2	16	8.0	<b>Wright</b>	<u>Contacts</u>	<u>Units</u>	<u>Avg/Contact</u>
Respite	12	112	9.3	Protective Payee Service	39	39	1.0
<b>Van Buren</b>	<u>Contacts</u>	<u>Units</u>	<u>Avg/Contact</u>	Homemaker	6	76	12.7
Legal Assistance	2	6	3.0	Medication Management	9	30	3.3
<b>Wapello</b>	<u>Contacts</u>	<u>Units</u>	<u>Avg/Contact</u>				
Legal Assistance	9	54	6.0				
<b>Warren</b>	<u>Contacts</u>	<u>Units</u>	<u>Avg/Contact</u>				
Assisted Transportation	1	2	2.0				
Transportation	7	14	2.0				
Visiting	21	73	3.5				
Personal Care	40	44	1.1				
Chore	13	38	2.9				
Adult Daycare	4	24	6.0				
Homemaker	118	182	1.5				
Home Repair	14	23	1.6				
<b>Washington</b>	<u>Contacts</u>	<u>Units</u>	<u>Avg/Contact</u>				
Adult Daycare	30	692	23.1				
<b>Wayne</b>	<u>Contacts</u>	<u>Units</u>	<u>Avg/Contact</u>				
Homemaker	7	34	4.9				
Legal Assistance	2	6	3.0				
<b>Webster</b>	<u>Contacts</u>	<u>Units</u>	<u>Avg/Contact</u>				
Homemaker	62	242	3.9				
<b>Winnebago</b>	<u>Contacts</u>	<u>Units</u>	<u>Avg/Contact</u>				
Homemaker	45	350	7.8				
Medication Management	28	112	4.0				
Protective Payee Service	2	2	1.0				

## CMPFE

### Unmet Needs by County and Service (SFY08)

<b>Adams</b>				<b>Buchanan</b>			
	<u>Contacts</u>	<u>Units</u>	<u>Avg/Contact</u>		<u>Contacts</u>	<u>Units</u>	<u>Avg/Contact</u>
Emergency Response System	9	9	1.0	Visiting	18	216	12.0
<b>Allamakee</b>				<b>Buena Vista</b>			
	<u>Contacts</u>	<u>Units</u>	<u>Avg/Contact</u>		<u>Contacts</u>	<u>Units</u>	<u>Avg/Contact</u>
Chore	98	662	6.8	Emergency Response System	6	6	1.0
Home Delivered Meals	192	2,588	13.5	Transportation	12	120	10.0
Respite	15	240	16.0	Home Repair	2	20	10.0
Transportation	109	2,117	19.4	Home Delivered Meals	2	50	25.0
<b>Appanoose</b>				<b>Butler</b>			
	<u>Contacts</u>	<u>Units</u>	<u>Avg/Contact</u>		<u>Contacts</u>	<u>Units</u>	<u>Avg/Contact</u>
Training & Education	10	10	1.0	Congregate Meals	9	225	25.0
Home Repair	42	42	1.0	Chore	2	40	20.0
Grandparent Relative Support	20	20	1.0	Case Management	2	2	1.0
Congregate Meals	19	437	23.0	Assessment & Intervention	3	6	2.0
Visiting	11	11	1.0	Assisted Transportation	40	408	10.2
<b>Black Hawk</b>				<b>Butler</b>			
	<u>Contacts</u>	<u>Units</u>	<u>Avg/Contact</u>		<u>Contacts</u>	<u>Units</u>	<u>Avg/Contact</u>
Personal Care	9	90	10.0	Transportation	11	44	4.0
Material Aide	34	35	1.0	<b>Calhoun</b>			
Visiting	33	759	23.0		<u>Contacts</u>	<u>Units</u>	<u>Avg/Contact</u>
Transportation	31	303	9.8	Adult Daycare	6	120	20.0
Respite	23	374	16.3	<b>Cass</b>			
Placement Service	9	9	1.0		<u>Contacts</u>	<u>Units</u>	<u>Avg/Contact</u>
Nutrition Education	9	9	1.0	Mental Health Outreach	4	20	5.0
Medication Management	13	283	21.8	Homemaker	10	100	10.0
Caregiver Support	18	135	7.5	Assisted Transportation	6	30	5.0
Preventive Health Promotion	7	7	1.0	Emergency Response System	4	4	1.0
Homemaker	17	315	18.5	Transportation	4	32	8.0
Assisted Transportation	17	90	5.3	Home Repair	4	20	5.0
Chore	32	802	25.1	<b>Cedar</b>			
Congregate Meals	11	220	20.0		<u>Contacts</u>	<u>Units</u>	<u>Avg/Contact</u>
Assessment & Intervention	5	20	4.0	Adult Daycare	12	12	1.0
Emergency Response System	25	25	1.0	Assisted Transportation	3	30	10.0
Home Delivered Meals	23	733	31.9	Home Delivered Meals	92	898	9.8
Home Repair	11	307	27.9	Mental Health Outreach	5	50	10.0
<b>Boone</b>				<b>Cerro Gordo</b>			
	<u>Contacts</u>	<u>Units</u>	<u>Avg/Contact</u>		<u>Contacts</u>	<u>Units</u>	<u>Avg/Contact</u>
Home Repair	1	1	1.0	Home Repair	1	1	1.0
Visiting	10	100	10.0	Homemaker	21	210	10.0
Chore	30	300	10.0	Case Management	141	197	1.4
<b>Bremer</b>				<b>Cherokee</b>			
	<u>Contacts</u>	<u>Units</u>	<u>Avg/Contact</u>		<u>Contacts</u>	<u>Units</u>	<u>Avg/Contact</u>
Transportation	8	8	1.0	Emergency Response System	10	10	1.0
				Home Delivered Meals	9	9	1.0
				<b>Chickasaw</b>			
					<u>Contacts</u>	<u>Units</u>	<u>Avg/Contact</u>
				Visiting	22	360	16.4

## CMPFE

### Unmet Needs by County and Service (SFY08)

<b>Clarke</b>	<u>Contacts</u>	<u>Units</u>	<u>Avg/Contact</u>	<b>Decatur</b>	<u>Contacts</u>	<u>Units</u>	<u>Avg/Contact</u>
Employment	2	2	1.0	Homemaker	48	870	18.1
Transportation	11	110	10.0	Transportation	22	415	18.9
Respite	2	40	20.0	Respite	9	90	10.0
Personal Care	17	208	12.2	Personal Care	17	215	12.6
Home Delivered Meals	42	1,674	39.9	Home Repair	1	1	1.0
Emergency Response System	30	30	1.0	Home Delivered Meals	60	2,356	39.3
Chore	17	340	20.0	Grandparent Relative Support	1	62	62.0
Homemaker	15	690	46.0	Emergency Response System	61	61	1.0
				Counseling	3	15	5.0
<b>Clayton</b>	<u>Contacts</u>	<u>Units</u>	<u>Avg/Contact</u>	Chore	41	1,090	26.6
Mental Health Outreach	11	220	20.0	Medication Management	3	15	5.0
Adult Daycare	12	120	10.0				
Personal Care	9	144	16.0	<b>Delaware</b>	<u>Contacts</u>	<u>Units</u>	<u>Avg/Contact</u>
Transportation	30	367	12.2	Mental Health Outreach	10	160	16.0
Home Delivered Meals	111	1,397	12.6	Respite	9	135	15.0
Case Management	3	60	20.0	Material Aide	5	5	1.0
Home Repair	3	3	1.0	Homemaker	15	111	7.4
Chore	188	1,869	9.9	Congregate Meals	10	50	5.0
				Adult Daycare	14	776	55.4
<b>Clinton</b>	<u>Contacts</u>	<u>Units</u>	<u>Avg/Contact</u>	Chore	39	95	2.4
Chore	3	60	20.0	Home Delivered Meals	46	804	17.5
Home Repair	6	8	1.3	Transportation	51	4,812	94.4
Legal Assistance	2	2	1.0				
Nutrition Counseling	27	75	2.8	<b>Dubuque</b>	<u>Contacts</u>	<u>Units</u>	<u>Avg/Contact</u>
Personal Care	2	62	31.0	Counseling	12	240	20.0
Transportation	10	10	1.0	Personal Care	20	153	7.7
				Medication Management	12	12	1.0
<b>Davis</b>	<u>Contacts</u>	<u>Units</u>	<u>Avg/Contact</u>	Homemaker	10	56	5.6
Adult Daycare	4	4	1.0	Emergency Response System	6	6	1.0
Personal Care	7	61	8.7	Chore	4	8	2.0
Nutrition Education	57	57	1.0	Adult Daycare	10	60	6.0
Homemaker	5	47	9.4	Home Delivered Meals	49	1,343	27.4
Home Repair	5	5	1.0				
Home Delivered Meals	14	162	11.6	<b>Fayette</b>	<u>Contacts</u>	<u>Units</u>	<u>Avg/Contact</u>
Chore	28	670	23.9	Mental Health Outreach	73	322	4.4
Emergency Response System	6	6	1.0	Home Delivered Meals	171	2,314	13.5
				Transportation	9	90	10.0
				Respite	28	628	22.4
				Adult Daycare	16	320	20.0
				Material Aide	39	39	1.0
				Congregate Meals	18	180	10.0
				Chore	203	2,340	11.5
				Home Repair	1	3	3.0

**CMPFE**

**Unmet Needs by County and Service (SFY08)**

<b>Floyd</b>	<u>Contacts</u>	<u>Units</u>	<u>Avg/Contact</u>	<b>Johnson</b>	<u>Contacts</u>	<u>Units</u>	<u>Avg/Contact</u>
Assisted Transportation	8	40	5.0	Home Delivered Meals	54	1,446	26.8
Case Management	25	50	2.0	Respite	17	695	40.9
Congregate Meals	8	184	23.0	Reassurance	29	539	18.6
Home Repair	2	2	1.0	Protective Payee Service	3	3	1.0
<b>Hancock</b>	<u>Contacts</u>	<u>Units</u>	<u>Avg/Contact</u>	Personal Care	20	252	12.6
Case Management	9	12	1.3	Mental Health Outreach	26	148	5.7
<b>Hardin</b>	<u>Contacts</u>	<u>Units</u>	<u>Avg/Contact</u>	Medication Management	5	155	31.0
Home Repair	1	1	1.0	Material Aide	15	18	1.2
<b>Harrison</b>	<u>Contacts</u>	<u>Units</u>	<u>Avg/Contact</u>	Legal Assistance	12	12	1.0
Material Aide	15	15	1.0	Home Repair	37	442	11.9
Home Delivered Meals	6	160	26.7	Transportation	47	464	9.9
<b>Henry</b>	<u>Contacts</u>	<u>Units</u>	<u>Avg/Contact</u>	Emergency Response System	26	26	1.0
Assisted Transportation	2	20	10.0	Chore	57	324	5.7
<b>Howard</b>	<u>Contacts</u>	<u>Units</u>	<u>Avg/Contact</u>	Adult Daycare	30	140	4.7
Home Delivered Meals	41	521	12.7	Homemaker	24	241	10.0
Chore	50	572	11.4	<b>Jones</b>	<u>Contacts</u>	<u>Units</u>	<u>Avg/Contact</u>
<b>Humboldt</b>	<u>Contacts</u>	<u>Units</u>	<u>Avg/Contact</u>	Nutrition Counseling	8	8	1.0
Chore	7	175	25.0	Home Delivered Meals	9	527	58.6
Transportation	10	100	10.0	Chore	4	80	20.0
<b>Iowa</b>	<u>Contacts</u>	<u>Units</u>	<u>Avg/Contact</u>	Emergency Response System	8	8	1.0
Chore	8	295	36.9	<b>Keokuk</b>	<u>Contacts</u>	<u>Units</u>	<u>Avg/Contact</u>
Emergency Response System	3	3	1.0	Advocacy	1	30	30.0
Home Repair	1	10	10.0	Assisted Transportation	4	40	10.0
Respite	3	18	6.0	Caregiver Support	3	90	30.0
<b>Jackson</b>	<u>Contacts</u>	<u>Units</u>	<u>Avg/Contact</u>	Chore	13	280	21.5
Adult Daycare	6	30	5.0	Health Screening Well Elderly Clinics	1	30	30.0
Visiting	78	445	5.7	Home Delivered Meals	5	50	10.0
Transportation	24	219	9.1	Home Repair	17	1,044	61.4
Mental Health Outreach	2	10	5.0	Material Aide	5	152	30.4
Respite	11	154	14.0	<b>Kossuth</b>	<u>Contacts</u>	<u>Units</u>	<u>Avg/Contact</u>
Home Delivered Meals	1	11	11.0	Case Management	1	1	1.0
Congregate Meals	3	75	25.0	Homemaker	1	10	10.0
Assisted Transportation	18	180	10.0	Emergency Response System	1	1	1.0
Home Repair	43	45	1.0	Home Delivered Meals	1	31	31.0
Chore	305	2,918	9.6	<b>Jasper</b>	<u>Contacts</u>	<u>Units</u>	<u>Avg/Contact</u>
<b>Jefferson</b>	<u>Contacts</u>	<u>Units</u>	<u>Avg/Contact</u>	Transportation	1	50	50.0
Assisted Transportation	66	830	12.6	<b>Jefferson</b>	<u>Contacts</u>	<u>Units</u>	<u>Avg/Contact</u>
Chore	2	35	17.5	Assisted Transportation	66	830	12.6
				Chore	2	35	17.5

**CMPFE**

**Unmet Needs by County and Service (SFY08)**

<b>Linn</b>	<u>Contacts</u>	<u>Units</u>	<u>Avg/Contact</u>	<b>Marshall</b>	<u>Contacts</u>	<u>Units</u>	<u>Avg/Contact</u>
Legal Assistance	12	12	1.0	Home Repair	1	40	40.0
Adult Daycare	12	36	3.0	Visiting	5	40	8.0
Advocacy	2	8	4.0	Assisted Transportation	8	64	8.0
Assisted Transportation	20	37	1.9	Adult Daycare	28	749	26.8
Chore	73	1,157	15.8	<b>Mills</b>	<u>Contacts</u>	<u>Units</u>	<u>Avg/Contact</u>
Emergency Response System	21	21	1.0	Transportation	11	165	15.0
Health Screening Well Elderly Clinics	3	3	1.0	<b>Mitchell</b>	<u>Contacts</u>	<u>Units</u>	<u>Avg/Contact</u>
Home Delivered Meals	7	63	9.0	Case Management	11	19	1.7
Home Repair	12	348	29.0	<b>Monona</b>	<u>Contacts</u>	<u>Units</u>	<u>Avg/Contact</u>
Material Aide	37	634	17.1	Chore	9	90	10.0
Mental Health Outreach	27	175	6.5	Home Delivered Meals	7	161	23.0
Personal Care	9	9	1.0	<b>Monroe</b>	<u>Contacts</u>	<u>Units</u>	<u>Avg/Contact</u>
Respite	11	140	12.7	Chore	7	140	20.0
Transportation	22	200	9.1	Home Repair	8	25	3.1
Visiting	25	196	7.8	Personal Care	1	3	3.0
Homemaker	3	3	1.0	Preventive Health Promotion	12	12	1.0
<b>Lyon</b>	<u>Contacts</u>	<u>Units</u>	<u>Avg/Contact</u>	Respite	6	60	10.0
Home Delivered Meals	6	96	16.0	<b>Muscatine</b>	<u>Contacts</u>	<u>Units</u>	<u>Avg/Contact</u>
Visiting	18	270	15.0	Senior Center	10	10	1.0
Home Repair	23	23	1.0	Home Repair	1	1	1.0
Chore	147	1,053	7.2	Visiting	5	5	1.0
Adult Daycare	10	920	92.0	Transportation	15	15	1.0
Transportation	10	60	6.0	Material Aide	4	4	1.0
<b>Mahaska</b>	<u>Contacts</u>	<u>Units</u>	<u>Avg/Contact</u>	Adult Daycare	36	221	6.1
Medication Management	17	68	4.0	Caregiver Support	6	6	1.0
Legal Assistance	19	470	24.7	Personal Care	6	6	1.0
Transportation	126	1,602	12.7	<b>O'Brien</b>	<u>Contacts</u>	<u>Units</u>	<u>Avg/Contact</u>
Training & Education	4	20	5.0	Emergency Response System	1	1	1.0
Respite	4	40	10.0	Home Delivered Meals	1	23	23.0
Reassurance	36	555	15.4	Home Repair	10	10	1.0
Preventive Health Promotion	58	307	5.3	Material Aide	2	2	1.0
Nutrition Education	16	47	2.9	Respite	2	72	36.0
Mental Health Outreach	31	188	6.1	<b>Osceola</b>	<u>Contacts</u>	<u>Units</u>	<u>Avg/Contact</u>
Adult Daycare	342	4,996	14.6	Homemaker	14	224	16.0
Home Repair	3	2,150	716.7	Chore	8	32	4.0
Nutrition Counseling	419	1,624	3.9	Home Delivered Meals	10	320	32.0
Home Delivered Meals	101	1,030	10.2	<b>Page</b>	<u>Contacts</u>	<u>Units</u>	<u>Avg/Contact</u>
Emergency Response System	20	20	1.0	Home Repair	6	6	1.0
Counseling	3	3	1.0	Adult Daycare	3	85	28.3
Chore	59	1,216	20.6	Chore	1	5	5.0
Caregiver Support	11	55	5.0				
Assisted Transportation	10	150	15.0				
Homemaker	34	482	14.2				

## CMPFE

### Unmet Needs by County and Service (SFY08)

<b>Palo Alto</b>				<b>Sac</b>			
	<u>Contacts</u>	<u>Units</u>	<u>Avg/Contact</u>		<u>Contacts</u>	<u>Units</u>	<u>Avg/Contact</u>
Home Delivered Meals	3	69	23.0	Information & Assistance	6	24	4.0
Transportation	3	30	10.0	Transportation	11	110	10.0
<b>Plymouth</b>				<b>Scott</b>			
	<u>Contacts</u>	<u>Units</u>	<u>Avg/Contact</u>		<u>Contacts</u>	<u>Units</u>	<u>Avg/Contact</u>
Caregiver Support	5	80	16.0	Nutrition Counseling	11	66	6.0
Chore	10	100	10.0	Home Repair	2	321	160.5
Home Delivered Meals	9	225	25.0	Home Delivered Meals	17	379	22.3
Material Aide	5	50	10.0	Emergency Response System	17	17	1.0
Personal Care	5	25	5.0	Congregate Meals	2	56	28.0
Visiting	7	196	28.0	Reassurance	12	12	1.0
<b>Pocahontas</b>				<b>Sioux</b>			
	<u>Contacts</u>	<u>Units</u>	<u>Avg/Contact</u>		<u>Contacts</u>	<u>Units</u>	<u>Avg/Contact</u>
Chore	11	55	5.0	Transportation	38	494	13.0
Transportation	6	36	6.0	Material Aide	7	7	1.0
<b>Polk</b>				<b>Story</b>			
	<u>Contacts</u>	<u>Units</u>	<u>Avg/Contact</u>		<u>Contacts</u>	<u>Units</u>	<u>Avg/Contact</u>
Protective Payee Service	3	3	1.0	Transportation	19	58	3.1
Assisted Transportation	8	16	2.0	Homemaker	9	90	10.0
Reassurance	8	80	10.0	Congregate Meals	4	16	4.0
Placement Service	12	12	1.0	Assisted Transportation	7	14	2.0
Nutrition Education	3	30	10.0	Home Delivered Meals	13	266	20.5
Legal Assistance	8	8	1.0	<b>Sioux</b>			
Home Repair	1	1	1.0		<u>Contacts</u>	<u>Units</u>	<u>Avg/Contact</u>
Home Delivered Meals	21	674	32.1	Chore	176	818	4.6
Emergency Response System	4	4	1.0	Adult Daycare	3	108	36.0
Counseling	12	96	8.0	Visiting	11	165	15.0
Chore	22	166	7.5	Transportation	19	58	3.1
Homemaker	5	25	5.0	Homemaker	9	90	10.0
Transportation	12	56	4.7	Congregate Meals	4	16	4.0
<b>Pottawattamie</b>				<b>Assisted Transportation</b>			
	<u>Contacts</u>	<u>Units</u>	<u>Avg/Contact</u>		<u>Contacts</u>	<u>Units</u>	<u>Avg/Contact</u>
Adult Daycare	1	20	20.0	Home Delivered Meals	13	266	20.5
Material Aide	3	3	1.0	<b>Story</b>			
Homemaker	10	165	16.5		<u>Contacts</u>	<u>Units</u>	<u>Avg/Contact</u>
Home Repair	12	68	5.7	Material Aide	57	67	1.2
Home Delivered Meals	22	692	31.5	Adult Daycare	20	212	10.6
Assisted Transportation	3	15	5.0	Mental Health Outreach	8	40	5.0
Chore	50	215	4.3	Protective Payee Service	7	7	1.0
<b>Ringgold</b>				<b>Medication Management</b>			
	<u>Contacts</u>	<u>Units</u>	<u>Avg/Contact</u>		<u>Contacts</u>	<u>Units</u>	<u>Avg/Contact</u>
Homemaker	37	810	21.9	Emergency Response System	10	300	30.0
Personal Care	15	160	10.7	Emergency Response System	10	10	1.0
Medication Management	10	10	1.0	Counseling	6	24	4.0
Emergency Response System	50	50	1.0	Chore	112	721	6.4
Chore	25	500	20.0	Assisted Transportation	20	260	13.0
Transportation	20	200	10.0	Caregiver Support	11	110	10.0
Home Delivered Meals	39	1,209	31.0				

**CMPFE**

**Unmet Needs by County and Service (SFY08)**

<b>Tama</b>	<u>Contacts</u>	<u>Units</u>	<u>Avg/Contact</u>	<b>Webster</b>	<u>Contacts</u>	<u>Units</u>	<u>Avg/Contact</u>
Transportation	6	120	20.0	Adult Daycare	1	10	10.0
Visiting	6	60	10.0	Assisted Transportation	17	510	30.0
<b>Union</b>	<u>Contacts</u>	<u>Units</u>	<u>Avg/Contact</u>	Chore	61	1,131	18.5
Home Delivered Meals	1	62	62.0	Home Repair	8	8	1.0
Home Repair	1	50	50.0	Homemaker	3	60	20.0
Homemaker	8	240	30.0	Nutrition Counseling	29	164	5.7
<b>Van Buren</b>	<u>Contacts</u>	<u>Units</u>	<u>Avg/Contact</u>	Personal Care	3	30	10.0
Assisted Transportation	132	1,669	12.6	<b>Winneshiek</b>	<u>Contacts</u>	<u>Units</u>	<u>Avg/Contact</u>
Emergency Response System	4	4	1.0	Case Management	16	20	1.3
Adult Daycare	10	200	20.0	<b>Winneshiek</b>	<u>Contacts</u>	<u>Units</u>	<u>Avg/Contact</u>
Home Delivered Meals	5	140	28.0	Home Delivered Meals	36	448	12.4
<b>Wapello</b>	<u>Contacts</u>	<u>Units</u>	<u>Avg/Contact</u>	Respite	6	60	10.0
Material Aide	7	7	1.0	Chore	12	240	20.0
Visiting	75	1,030	13.7	<b>Woodbury</b>	<u>Contacts</u>	<u>Units</u>	<u>Avg/Contact</u>
Transportation	16	94	5.9	Congregate Meals	9	207	23.0
Senior Center	2	10	5.0	Emergency Response System	28	28	1.0
Reassurance	4	20	5.0	Home Delivered Meals	10	352	35.2
Preventive Health Promotion	1	1	1.0	Home Repair	1	1	1.0
Personal Care	20	818	40.9	Material Aide	2	2	1.0
Nutrition Education	46	46	1.0	Respite	1	10	10.0
Nutrition Counseling	6	11	1.8	Transportation	4	31	7.8
Medication Management	4	120	30.0	Visiting	23	430	18.7
Chore	44	690	15.7	Caregiver Support	12	252	21.0
Adult Daycare	53	2,580	48.7	<b>Worth</b>	<u>Contacts</u>	<u>Units</u>	<u>Avg/Contact</u>
Advocacy	2	8	4.0	Case Management	2	3	1.5
Mental Health Outreach	6	28	4.7	<b>Wright</b>	<u>Contacts</u>	<u>Units</u>	<u>Avg/Contact</u>
Caregiver Support	48	731	15.2	Nutrition Counseling	346	388	1.1
Legal Assistance	10	10	1.0				
Emergency Response System	16	16	1.0				
Health Screening Well Elderly Clinics	11	15	1.4				
Home Delivered Meals	81	1,540	19.0				
Home Repair	35	1,251	35.7				
Homemaker	14	290	20.7				
Assisted Transportation	23	139	6.0				
<b>Warren</b>	<u>Contacts</u>	<u>Units</u>	<u>Avg/Contact</u>				
Homemaker	5	100	20.0				
<b>Washington</b>	<u>Contacts</u>	<u>Units</u>	<u>Avg/Contact</u>				
Chore	9	180	20.0				
Transportation	9	90	10.0				
Personal Care	5	25	5.0				
Medication Management	9	9	1.0				
Home Delivered Meals	9	558	62.0				

**SLP**  
**Unmet Needs by County and Service and Reason**  
**(SFY08)**

**Adair**

	<u>Contacts</u>	<u>Units</u>	<u>Avg/Cont</u>
<b>Adult Daycare</b>			
No Funding	10	20	2.0
<b>Home Repair</b>			
No Provider	1	1	1.0
<b>Personal Care</b>			
No Funding	1	6	6.0
<b>Reassurance</b>			
Funding Inadequate	2	37	18.5
<b>Transportation</b>			
No Provider	1	2	2.0

**Allamakee**

	<u>Contacts</u>	<u>Units</u>	<u>Avg/Cont</u>
<b>Emergency Response System</b>			
No Funding	71	71	1.0
<b>Home Delivered Meals</b>			
No Funding	31	776	25.0

**Homemaker**

No Funding	6	30	5.0
------------	---	----	-----

**Appanoose**

	<u>Contacts</u>	<u>Units</u>	<u>Avg/Cont</u>
<b>Emergency Response System</b>			
Unable to Staff	5	5	1.0
<b>Legal Assistance</b>			
No Funding	1	3	3.0
Funding Inadequate	2	5	2.5

**Audubon**

	<u>Contacts</u>	<u>Units</u>	<u>Avg/Cont</u>
<b>Homemaker</b>			
Funding Inadequate	24	148	6.2

**Black Hawk**

	<u>Contacts</u>	<u>Units</u>	<u>Avg/Cont</u>
<b>Homemaker</b>			
Funding Inadequate	2	30	15.0
<b>Medication Management</b>			
Funding Inadequate	1	1	1.0
<b>Respite</b>			
No Provider	3	3	1.0
<b>Transportation</b>			
No Provider	2	2	1.0
Funding Inadequate	2	20	10.0
<b>Visiting</b>			
Unable to Staff	1	30	30.0

**Bremer**

	<u>Contacts</u>	<u>Units</u>	<u>Avg/Cont</u>
<b>Visiting</b>			
Unable to Staff	12	21	1.8

**Buchanan**

	<u>Contacts</u>	<u>Units</u>	<u>Avg/Cont</u>
<b>Assisted Transportation</b>			
No Funding	2	10	5.0

**Emergency Response System**

Funding Inadequate	1	1	1.0
No Provider	1	1	1.0

**Home Delivered Meals**

No Provider	3	63	21.0
-------------	---	----	------

**Home Repair**

Funding Inadequate	1	1	1.0
--------------------	---	---	-----

**Transportation**

No Funding	2	2	1.0
Funding Inadequate	3	3	1.0

**Visiting**

No Provider	2	2	1.0
-------------	---	---	-----

**Buena Vista**

	<u>Contacts</u>	<u>Units</u>	<u>Avg/Cont</u>
<b>Homemaker</b>			
No Provider	1	4	4.0
Unable to Staff	3	1	0.3
Funding Inadequate	2	12	6.0
<b>Personal Care</b>			
Funding Inadequate	3	8	2.7

**SLP**  
**Unmet Needs by County and Service and Reason**  
**(SFY08)**

<b><u>Butler</u></b>	<u>Contacts</u>	<u>Units</u>	<u>Avg/Cont</u>	<b><u>Cherokee</u></b>	<u>Contacts</u>	<u>Units</u>	<u>Avg/Cont</u>
<b>Transportation</b>				<b>Legal Assistance</b>			
Funding Inadequate	1	4	4.0	Funding Inadequate	3	16	5.3
<b>Visiting</b>				<b><u>Chickasaw</u></b>	<u>Contacts</u>	<u>Units</u>	<u>Avg/Cont</u>
No Provider	2	50	25.0	<b>Transportation</b>			
<b><u>Calhoun</u></b>	<u>Contacts</u>	<u>Units</u>	<u>Avg/Cont</u>	No Funding	1	20	20.0
<b>Homemaker</b>				No Provider	1	5	5.0
Funding Inadequate	108	444	4.1	<b>Visiting</b>			
<b><u>Carroll</u></b>	<u>Contacts</u>	<u>Units</u>	<u>Avg/Cont</u>	No Provider	2	20	10.0
<b>Assessment &amp; Intervention</b>				<b><u>Clay</u></b>	<u>Contacts</u>	<u>Units</u>	<u>Avg/Cont</u>
Funding Inadequate	8	24	3.0	<b>Assisted Transportation</b>			
<b>Chore</b>				Funding Inadequate	28	215	7.7
No Funding	1	15	15.0	No Funding	4	30	7.5
Funding Inadequate	2	23	11.5	<b>Legal Assistance</b>			
<b>Homemaker</b>				No Funding	1	2	2.0
Funding Inadequate	33	651	19.7	<b>Respite</b>			
Unable to Staff	15	25	1.7	Funding Inadequate	3	21	7.0
<b>Personal Care</b>				<b>Transportation</b>			
Funding Inadequate	65	491	7.6	Funding Inadequate	8	57	7.1
No Funding	17	93	5.5	<b><u>Clayton</u></b>	<u>Contacts</u>	<u>Units</u>	<u>Avg/Cont</u>
Unable to Staff	5	5	1.0	<b>Emergency Response System</b>			
<b><u>Cass</u></b>	<u>Contacts</u>	<u>Units</u>	<u>Avg/Cont</u>	No Funding	17	17	1.0
<b>Assisted Transportation</b>				<b>Home Delivered Meals</b>			
No Provider	16	16	1.0	No Funding	17	463	27.2
<b>Case Management</b>				<b>Homemaker</b>			
Funding Inadequate	1	1	1.0	No Funding	5	36	7.2
<b>Chore</b>				<b>Personal Care</b>			
No Provider	2	6	3.0	No Funding	1	5	5.0
<b>Homemaker</b>				<b><u>Crawford</u></b>	<u>Contacts</u>	<u>Units</u>	<u>Avg/Cont</u>
No Funding	1	20	20.0	<b>Homemaker</b>			
Unable to Staff	2	2	1.0	Funding Inadequate	16	113	7.1
<b>Personal Care</b>							
Unable to Staff	9	11	1.2				
<b>Respite</b>							
Unable to Staff	1	13	13.0				
<b><u>Cerro Gordo</u></b>	<u>Contacts</u>	<u>Units</u>	<u>Avg/Cont</u>				
<b>Homemaker</b>							
Funding Inadequate	54	684	12.7				

**SLP**  
**Unmet Needs by County and Service and Reason**  
**(SFY08)**

<u>Dallas</u>	<u>Contacts</u>	<u>Units</u>	<u>Avg/Cont</u>	<u>Emmet</u>	<u>Contacts</u>	<u>Units</u>	<u>Avg/Cont</u>
<b>Congregate Meals</b>				<b>Assisted Transportation</b>			
Unable to Staff	25	25	1.0	No Provider	18	21	1.2
<b>Home Delivered Meals</b>				Funding Inadequate	2	17	8.5
Unable to Staff	10	10	1.0	<b>Home Repair</b>			
<b>Homemaker</b>				No Provider	2	2	1.0
Unable to Staff	50	74	1.5	<b>Homemaker</b>			
<b>Personal Care</b>				Funding Inadequate	114	407	3.6
Unable to Staff	6	77	12.8	<b>Legal Assistance</b>			
<b>Transportation</b>				No Funding	1	4	4.0
Unable to Staff	101	170	1.7	<b>Personal Care</b>			
No Provider	2	4	2.0	Funding Inadequate	76	341	4.5
Funding Inadequate	11	18	1.6	<b>Reassurance</b>			
<b>Davis</b>	<u>Contacts</u>	<u>Units</u>	<u>Avg/Cont</u>	Unable to Staff	2	32	16.0
<b>Homemaker</b>				Funding Inadequate	18	324	18.0
No Funding	13	98	7.5	<b>Transportation</b>			
Funding Inadequate	5	31	6.2	No Provider	1	1	1.0
<b>Legal Assistance</b>				<b>Visiting</b>			
No Funding	1	2	2.0	No Funding	1	5	5.0
<b>Des Moines</b>	<u>Contacts</u>	<u>Units</u>	<u>Avg/Cont</u>	<b>Fayette</b>	<u>Contacts</u>	<u>Units</u>	<u>Avg/Cont</u>
<b>Visiting</b>				<b>Chore</b>			
No Funding	37	37	1.0	No Funding	2	10	5.0
<b>Dickinson</b>	<u>Contacts</u>	<u>Units</u>	<u>Avg/Cont</u>	<b>Emergency Response System</b>			
<b>Legal Assistance</b>				No Funding	101	101	1.0
No Funding	1	1	1.0	<b>Home Delivered Meals</b>			
<b>Dubuque</b>	<u>Contacts</u>	<u>Units</u>	<u>Avg/Cont</u>	No Funding	53	1,252	23.6
<b>Homemaker</b>				<b>Homemaker</b>			
Unable to Staff	6	10	1.7	No Funding	28	226	8.1
<b>Respite</b>				<b>Personal Care</b>			
Funding Inadequate	59	794	13.5	No Funding	6	30	5.0
Unable to Staff	5	63	12.6	<b>Floyd</b>	<u>Contacts</u>	<u>Units</u>	<u>Avg/Cont</u>
				<b>Assessment &amp; Intervention</b>			
				Funding Inadequate	28	91	3.3
				<b>Homemaker</b>			
				Funding Inadequate	24	162	6.8
				<b>Protective Payee Service</b>			
				Funding Inadequate	8	8	1.0

**SLP**  
**Unmet Needs by County and Service and Reason**  
**(SFY08)**

<b><u>Franklin</u></b>	<u>Contacts</u>	<u>Units</u>	<u>Avg/Cont</u>	<b><u>Harrison</u></b>	<u>Contacts</u>	<u>Units</u>	<u>Avg/Cont</u>
<b>Health Screening Well Elderly Clinics</b>				<b>Counseling</b>			
Funding Inadequate	39	39	1.0	Funding Inadequate	1	1	1.0
<b>Medication Management</b>				<b>Health Screening Well Elderly Clinics</b>			
Funding Inadequate	10	19	1.9	Funding Inadequate	4	4	1.0
<b>Personal Care</b>				No Funding	37	37	1.0
Funding Inadequate	8	34	4.3	<b>Home Repair</b>			
<b>Protective Payee Service</b>				No Funding	1	1	1.0
Funding Inadequate	5	5	1.0	<b>Legal Assistance</b>			
<b><u>Greene</u></b>	<u>Contacts</u>	<u>Units</u>	<u>Avg/Cont</u>	No Funding	1	1	1.0
<b>Homemaker</b>				<b>Preventive Health Promotion</b>			
Funding Inadequate	10	73	7.3	Funding Inadequate	6	6	1.0
<b><u>Guthrie</u></b>	<u>Contacts</u>	<u>Units</u>	<u>Avg/Cont</u>	No Funding	33	33	1.0
<b>Health Screening Well Elderly Clinics</b>				<b><u>Howard</u></b>	<u>Contacts</u>	<u>Units</u>	<u>Avg/Cont</u>
Funding Inadequate	195	195	1.0	<b>Chore</b>			
<b>Homemaker</b>				No Funding	19	100	5.3
Funding Inadequate	42	276	6.6	<b>Emergency Response System</b>			
<b><u>Hamilton</u></b>	<u>Contacts</u>	<u>Units</u>	<u>Avg/Cont</u>	No Funding	68	68	1.0
<b>Health Screening Well Elderly Clinics</b>				<b>Health Screening Well Elderly Clinics</b>			
Funding Inadequate	117	117	1.0	No Funding	3	7	2.3
<b>Medication Management</b>				<b>Home Delivered Meals</b>			
Funding Inadequate	21	45	2.1	No Funding	17	527	31.0
<b><u>Hancock</u></b>	<u>Contacts</u>	<u>Units</u>	<u>Avg/Cont</u>	<b>Homemaker</b>			
<b>Assessment &amp; Intervention</b>				No Funding	37	233	6.3
Funding Inadequate	20	60	3.0	<b>Material Aide</b>			
<b><u>Hardin</u></b>	<u>Contacts</u>	<u>Units</u>	<u>Avg/Cont</u>	No Funding	1	15	15.0
<b>Chore</b>				<b>Personal Care</b>			
Funding Inadequate	2	20	10.0	No Funding	2	8	4.0
No Provider	5	50	10.0	<b><u>Humboldt</u></b>	<u>Contacts</u>	<u>Units</u>	<u>Avg/Cont</u>
<b>Home Repair</b>				<b>Medication Management</b>			
Funding Inadequate	1	1	1.0	Funding Inadequate	6	8	1.3
<b>Visiting</b>				<b>Protective Payee Service</b>			
No Provider	1	6	6.0	Funding Inadequate	18	24	1.3
				<b><u>Jackson</u></b>	<u>Contacts</u>	<u>Units</u>	<u>Avg/Cont</u>
				<b>Adult Daycare</b>			
				Funding Inadequate	8	42	5.3

**SLP**  
**Unmet Needs by County and Service and Reason**  
**(SFY08)**

**Jasper**

	<u>Contacts</u>	<u>Units</u>	<u>Avg/Cont</u>
<b>Personal Care</b>			
No Provider	1	1	1.0

**Respite**

No Provider	4	4	1.0
-------------	---	---	-----

**Jefferson**

	<u>Contacts</u>	<u>Units</u>	<u>Avg/Cont</u>
<b>Homemaker</b>			
Funding Inadequate	1	16	16.0

**Legal Assistance**

Funding Inadequate	1	3	3.0
No Funding	2	6	3.0

**Keokuk**

	<u>Contacts</u>	<u>Units</u>	<u>Avg/Cont</u>
<b>Homemaker</b>			
Funding Inadequate	43	228	5.3
No Funding	11	65	5.9

**Legal Assistance**

No Funding	2	6	3.0
------------	---	---	-----

**Kossuth**

	<u>Contacts</u>	<u>Units</u>	<u>Avg/Cont</u>
<b>Assessment &amp; Intervention</b>			
Funding Inadequate	4	8	2.0

**Lee**

	<u>Contacts</u>	<u>Units</u>	<u>Avg/Cont</u>
<b>Visiting</b>			
No Funding	283	283	1.0

**Linn**

	<u>Contacts</u>	<u>Units</u>	<u>Avg/Cont</u>
<b>Adult Daycare</b>			
No Funding	41	1,326	32.3

**Respite**

No Funding	22	226	10.3
------------	----	-----	------

**Lucas**

	<u>Contacts</u>	<u>Units</u>	<u>Avg/Cont</u>
<b>Homemaker</b>			
Unable to Staff	5	18	3.6

**Legal Assistance**

Funding Inadequate	1	2	2.0
No Funding	1	10	10.0

**Lyon**

	<u>Contacts</u>	<u>Units</u>	<u>Avg/Cont</u>
<b>Homemaker</b>			
Funding Inadequate	30	199	6.6

**Madison**

	<u>Contacts</u>	<u>Units</u>	<u>Avg/Cont</u>
<b>Chore</b>			
No Provider	5	25	5.0
Unable to Staff	21	68	3.2

**Mahaska**

	<u>Contacts</u>	<u>Units</u>	<u>Avg/Cont</u>
<b>Adult Daycare</b>			
No Provider	3	48	16.0

**Legal Assistance**

Funding Inadequate	2	6	3.0
No Funding	3	6	2.0

**Personal Care**

No Provider	4	80	20.0
-------------	---	----	------

**Transportation**

No Provider	3	6	2.0
-------------	---	---	-----

**Marion**

	<u>Contacts</u>	<u>Units</u>	<u>Avg/Cont</u>
<b>Chore</b>			
No Funding	10	100	10.0
Unable to Staff	10	100	10.0

**Emergency Response System**

No Funding	1	1	1.0
------------	---	---	-----

**Home Delivered Meals**

No Provider	13	299	23.0
-------------	----	-----	------

**Homemaker**

No Funding	24	57	2.4
Funding Inadequate	6	11	1.8

**Personal Care**

No Funding	33	165	5.0
Funding Inadequate	8	34	4.3

**Respite**

Unable to Staff	4	60	15.0
-----------------	---	----	------

**SLP**  
**Unmet Needs by County and Service and Reason**  
**(SFY08)**

<b><u>Marshall</u></b>				<b><u>Monroe</u></b>			
	<u>Contacts</u>	<u>Units</u>	<u>Avg/Cont</u>		<u>Contacts</u>	<u>Units</u>	<u>Avg/Cont</u>
<b>Congregate Meals</b>				<b>Adult Daycare</b>			
No Provider	1	2	2.0	No Provider	8	232	29.0
<b>Home Repair</b>				<b>Assisted Transportation</b>			
Funding Inadequate	1	1	1.0	No Provider	11	39	3.5
<b>Homemaker</b>				<b>Homemaker</b>			
No Funding	1	5	5.0	Funding Inadequate	1	3	3.0
<b>Material Aide</b>				<b>Legal Assistance</b>			
Funding Inadequate	1	1	1.0	Funding Inadequate	1	4	4.0
<b>Transportation</b>				<b>Medication Management</b>			
No Provider	2	200	100.0	No Funding	13	13	1.0
<b><u>Mills</u></b>	<u>Contacts</u>	<u>Units</u>	<u>Avg/Cont</u>	<b>Personal Care</b>			
<b>Adult Daycare</b>				No Funding	19	142	7.5
No Provider	6	120	20.0	<b>Respite</b>			
<b>Chore</b>				Funding Inadequate	1	6	6.0
No Funding	6	70	11.7	No Provider	2	199	99.5
<b>Home Delivered Meals</b>				<b><u>O'brien</u></b>	<u>Contacts</u>	<u>Units</u>	<u>Avg/Cont</u>
No Provider	15	240	16.0	<b>Health Screening Well Elderly Clinics</b>			
No Funding	9	180	20.0	No Funding	121	121	1.0
<b><u>Mitchell</u></b>	<u>Contacts</u>	<u>Units</u>	<u>Avg/Cont</u>	Funding Inadequate	15	37	2.5
<b>Medication Management</b>				<b>Homemaker</b>			
Funding Inadequate	27	54	2.0	Funding Inadequate	1	1	1.0
<b><u>Monona</u></b>	<u>Contacts</u>	<u>Units</u>	<u>Avg/Cont</u>	<b>Legal Assistance</b>			
<b>Legal Assistance</b>				No Funding	1	10	10.0
Funding Inadequate	3	4	1.3	<b>Preventive Health Promotion</b>			
No Funding	3	10	3.3	Funding Inadequate	347	502	1.4
Unable to Staff	1	3	3.0	<b><u>Page</u></b>	<u>Contacts</u>	<u>Units</u>	<u>Avg/Cont</u>
				<b>Home Delivered Meals</b>			
				No Funding	37	1,140	30.8

**SLP**  
**Unmet Needs by County and Service and Reason**  
**(SFY08)**

<u>Palo Alto</u>	<u>Contacts</u>	<u>Units</u>	<u>Avg/Cont</u>	<u>Pottawattamie</u>	<u>Contacts</u>	<u>Units</u>	<u>Avg/Cont</u>
<b>Assisted Transportation</b>				<b>Assisted Transportation</b>			
Funding Inadequate	10	40	4.0	Funding Inadequate	4	13	3.3
No Funding	1	5	5.0	No Funding	25	120	4.8
<b>Homemaker</b>				<b>Chore</b>			
Funding Inadequate	6	51	8.5	Funding Inadequate	111	533	4.8
<b>Reassurance</b>				<b>Home Delivered Meals</b>			
Funding Inadequate	1	12	12.0	Funding Inadequate	14	520	37.1
<b>Respite</b>				<b>Home Repair</b>			
Funding Inadequate	2	14	7.0	Funding Inadequate	17	17	1.0
<b>Transportation</b>				<b>Homemaker</b>			
Funding Inadequate	3	22	7.3	No Funding	25	120	4.8
<b>Pocahontas</b>				Funding Inadequate	85	824	9.7
	<u>Contacts</u>	<u>Units</u>	<u>Avg/Cont</u>	<b>Legal Assistance</b>			
<b>Chore</b>				Funding Inadequate	1	1	1.0
Unable to Staff	1	5	5.0	<b>Personal Care</b>			
<b>Personal Care</b>				No Funding	25	120	4.8
Funding Inadequate	10	74	7.4	<b>Respite</b>			
<b>Polk</b>				Funding Inadequate	66	841	12.7
	<u>Contacts</u>	<u>Units</u>	<u>Avg/Cont</u>	No Funding	25	120	4.8
<b>Adult Daycare</b>				<b>Visiting</b>			
Unable to Staff	18	569	31.6	Funding Inadequate	31	370	11.9
<b>Chore</b>				<b>Poweshiek</b>			
No Funding	1	2	2.0		<u>Contacts</u>	<u>Units</u>	<u>Avg/Cont</u>
<b>Home Delivered Meals</b>				<b>Adult Daycare</b>			
Funding Inadequate	1	21	21.0	No Provider	8	140	17.5
No Funding	21	233	11.1	<b>Chore</b>			
<b>Home Repair</b>				No Provider	2	2	1.0
No Funding	1	1	1.0	<b>Mental Health Outreach</b>			
<b>Material Aide</b>				No Provider	6	32	5.3
Funding Inadequate	1	1	1.0	<b>Sac</b>			
<b>Transportation</b>					<u>Contacts</u>	<u>Units</u>	<u>Avg/Cont</u>
Unable to Staff	394	790	2.0	<b>Homemaker</b>			
No Funding	1	6	6.0	Funding Inadequate	15	65	4.3
No Provider	1	46	46.0				
<b>Visiting</b>							
Unable to Staff	175	700	4.0				

**SLP**  
**Unmet Needs by County and Service and Reason**  
**(SFY08)**

<u>Sioux</u>	<u>Contacts</u>	<u>Units</u>	<u>Avg/Cont</u>	<u>Wapello</u>	<u>Contacts</u>	<u>Units</u>	<u>Avg/Cont</u>
<b>Chore</b>				<b>Legal Assistance</b>			
Funding Inadequate	28	91	3.3	Funding Inadequate	3	30	10.0
<b>Health Screening Well Elderly Clinics</b>				No Funding	6	24	4.0
Funding Inadequate	75	54	0.7	<b>Warren</b>			
No Funding	27	16	0.6	<b>Adult Daycare</b>			
<b>Homemaker</b>				No Provider	4	24	6.0
Funding Inadequate	55	270	4.9	<b>Assisted Transportation</b>			
No Funding	16	82	5.1	No Provider	1	2	2.0
<b>Personal Care</b>				<b>Chore</b>			
Funding Inadequate	12	30	2.5	No Provider	13	38	2.9
<b>Preventive Health Promotion</b>				<b>Home Repair</b>			
Funding Inadequate	2	6	3.0	Unable to Staff	14	23	1.6
<b>Respite</b>				<b>Homemaker</b>			
Funding Inadequate	34	252	7.4	Unable to Staff	118	182	1.5
No Funding	9	32	3.6	<b>Personal Care</b>			
<b>Visiting</b>				Unable to Staff	40	44	1.1
Funding Inadequate	196	2,171	11.1	<b>Transportation</b>			
No Funding	37	264	7.1	No Provider	6	12	2.0
<b>Story</b>				Unable to Staff	1	2	2.0
	<u>Contacts</u>	<u>Units</u>	<u>Avg/Cont</u>	<b>Visiting</b>			
<b>Adult Daycare</b>				Unable to Staff	3	8	2.7
No Funding	26	616	23.7	No Provider	18	65	3.6
<b>Assisted Transportation</b>				<b>Washington</b>			
No Funding	2	16	8.0	<b>Adult Daycare</b>			
<b>Caregiver Support</b>				No Funding	30	692	23.1
No Funding	10	20	2.0	<b>Wayne</b>			
<b>Home Repair</b>				<b>Homemaker</b>			
No Funding	4	24	6.0	No Funding	7	34	4.9
<b>Homemaker</b>				<b>Legal Assistance</b>			
Funding Inadequate	8	64	8.0	Funding Inadequate	1	2	2.0
<b>Outreach</b>				No Funding	1	4	4.0
No Funding	8	16	2.0	<b>Webster</b>			
<b>Respite</b>				<b>Homemaker</b>			
No Funding	12	112	9.3	Funding Inadequate	62	242	3.9
<b>Transportation</b>							
Funding Inadequate	6	24	4.0				
<b>Van Buren</b>							
	<u>Contacts</u>	<u>Units</u>	<u>Avg/Cont</u>				
<b>Legal Assistance</b>							
Funding Inadequate	2	6	3.0				

**SLP  
Unmet Needs by County and Service and Reason  
(SFY08)**

<b><u>Winnebago</u></b>				<b><u>Wright</u></b>			
	<u>Contacts</u>	<u>Units</u>	<u>Avg/Cont</u>		<u>Contacts</u>	<u>Units</u>	<u>Avg/Cont</u>
<b>Homemaker</b>				<b>Homemaker</b>			
Funding Inadequate	45	350	7.8	Funding Inadequate	6	76	12.7
<b>Medication Management</b>				<b>Medication Management</b>			
Funding Inadequate	28	112	4.0	Funding Inadequate	9	30	3.3
<b>Protective Payee Service</b>				<b>Protective Payee Service</b>			
Funding Inadequate	2	2	1.0	Funding Inadequate	39	39	1.0
<b><u>Winneshiek</u></b>							
	<u>Contacts</u>	<u>Units</u>	<u>Avg/Cont</u>				
<b>Assisted Transportation</b>							
No Funding	46	770	16.7				
<b>Chore</b>							
No Provider	10	100	10.0				
<b>Emergency Response System</b>							
No Funding	27	27	1.0				
No Provider	1	1	1.0				
<b>Home Delivered Meals</b>							
No Funding	29	874	30.1				
<b>Homemaker</b>							
No Funding	62	295	4.8				
<b>Personal Care</b>							
No Funding	24	64	2.7				
<b>Respite</b>							
Funding Inadequate	5	46	9.2				
No Funding	2	4	2.0				
<b><u>Woodbury</u></b>							
	<u>Contacts</u>	<u>Units</u>	<u>Avg/Cont</u>				
<b>Legal Assistance</b>							
Funding Inadequate	9	24	2.7				
Unable to Staff	1	2	2.0				
<b><u>Worth</u></b>							
	<u>Contacts</u>	<u>Units</u>	<u>Avg/Cont</u>				
<b>Homemaker</b>							
Unable to Staff	1	1	1.0				
Funding Inadequate	40	225	5.6				
<b>Medication Management</b>							
Funding Inadequate	50	250	5.0				
<b>Personal Care</b>							
Funding Inadequate	25	210	8.4				
<b>Protective Payee Service</b>							
Funding Inadequate	2	2	1.0				

**CMPFE**  
**Unmet Needs by County and Service and Reason**  
**(SFY08)**

<u>Adams</u>	<u>Contacts</u>	<u>Units</u>	<u>Avg/Cont</u>	<u>Black Hawk</u>	<u>Contacts</u>	<u>Units</u>	<u>Avg/Cont</u>
<b>Emergency Response System</b>				<b>Assessment &amp; Intervention</b>			
Unable to Staff	9	9	1.0	No Funding	5	20	4.0
<b>Allamakee</b>				<b>Assisted Transportation</b>			
	<u>Contacts</u>	<u>Units</u>	<u>Avg/Cont</u>	Funding Inadequate	7	42	6.0
<b>Chore</b>				No Provider	4	18	4.5
No Provider	98	662	6.8	No Funding	6	30	5.0
<b>Home Delivered Meals</b>				<b>Caregiver Support</b>			
No Provider	192	2,588	13.5	Funding Inadequate	18	135	7.5
<b>Respite</b>				<b>Chore</b>			
No Provider	15	240	16.0	Funding Inadequate	9	450	50.0
<b>Transportation</b>				No Provider	2	4	2.0
No Funding	3	30	10.0	Unable to Staff	21	348	16.6
No Provider	92	1,965	21.4	<b>Congregate Meals</b>			
Unable to Staff	14	122	8.7	No Funding	11	220	20.0
<b>Appanoose</b>				<b>Emergency Response System</b>			
	<u>Contacts</u>	<u>Units</u>	<u>Avg/Cont</u>	Funding Inadequate	2	2	1.0
<b>Congregate Meals</b>				No Funding	17	17	1.0
No Provider	4	92	23.0	No Provider	6	6	1.0
Unable to Staff	15	345	23.0	<b>Home Delivered Meals</b>			
<b>Grandparent Relative Support</b>				Funding Inadequate	9	279	31.0
No Provider	10	10	1.0	No Funding	14	454	32.4
Funding Inadequate	10	10	1.0	<b>Home Repair</b>			
<b>Home Repair</b>				No Funding	11	307	27.9
No Funding	42	42	1.0	<b>Homemaker</b>			
<b>Training &amp; Education</b>				Funding Inadequate	17	315	18.5
Unable to Staff	10	10	1.0	<b>Material Aide</b>			
<b>Visiting</b>				Unable to Staff	1	2	2.0
Unable to Staff	11	11	1.0	Funding Inadequate	24	24	1.0
				No Funding	9	9	1.0
				<b>Medication Management</b>			
				No Provider	9	279	31.0
				Funding Inadequate	4	4	1.0
				<b>Nutrition Education</b>			
				Funding Inadequate	9	9	1.0
				<b>Personal Care</b>			
				Funding Inadequate	9	90	10.0
				<b>Placement Service</b>			
				Funding Inadequate	9	9	1.0

**CMPFE**  
**Unmet Needs by County and Service and Reason**  
**(SFY08)**

**Black Hawk**

	<u>Contacts</u>	<u>Units</u>	<u>Avg/Cont</u>
<b>Preventive Health Promotion</b>			
No Funding	7	7	1.0
<b>Respite</b>			
No Funding	6	24	4.0
Funding Inadequate	17	350	20.6
<b>Transportation</b>			
Funding Inadequate	25	248	9.9
No Funding	6	55	9.2
<b>Visiting</b>			
No Provider	9	9	1.0
Unable to Staff	24	750	31.3

**Boone**

	<u>Contacts</u>	<u>Units</u>	<u>Avg/Cont</u>
<b>Chore</b>			
No Provider	30	300	10.0
<b>Home Repair</b>			
Funding Inadequate	1	1	1.0
<b>Visiting</b>			
No Provider	10	100	10.0

**Bremer**

	<u>Contacts</u>	<u>Units</u>	<u>Avg/Cont</u>
<b>Transportation</b>			
No Provider	8	8	1.0

**Buchanan**

	<u>Contacts</u>	<u>Units</u>	<u>Avg/Cont</u>
<b>Assessment &amp; Intervention</b>			
Funding Inadequate	3	6	2.0
<b>Assisted Transportation</b>			
No Funding	7	28	4.0
Funding Inadequate	33	380	11.5
<b>Case Management</b>			
Funding Inadequate	2	2	1.0
<b>Chore</b>			
No Provider	2	40	20.0
<b>Congregate Meals</b>			
No Provider	9	225	25.0
<b>Emergency Response System</b>			
No Provider	6	6	1.0
<b>Home Delivered Meals</b>			
Funding Inadequate	2	50	25.0
<b>Home Repair</b>			
Unable to Staff	2	20	10.0
<b>Transportation</b>			
No Provider	12	120	10.0
<b>Visiting</b>			
Unable to Staff	8	160	20.0
No Provider	10	56	5.6

**Buena Vista**

	<u>Contacts</u>	<u>Units</u>	<u>Avg/Cont</u>
<b>Mental Health Outreach</b>			
No Provider	3	24	8.0
Unable to Staff	4	80	20.0

**Butler**

	<u>Contacts</u>	<u>Units</u>	<u>Avg/Cont</u>
<b>Transportation</b>			
Funding Inadequate	11	44	4.0

**Calhoun**

	<u>Contacts</u>	<u>Units</u>	<u>Avg/Cont</u>
<b>Adult Daycare</b>			
No Provider	6	120	20.0

**CMPFE**  
**Unmet Needs by County and Service and Reason**  
**(SFY08)**

<b><u>Cass</u></b>	<u>Contacts</u>	<u>Units</u>	<u>Avg/Cont</u>	<b><u>Cherokee</u></b>	<u>Contacts</u>	<u>Units</u>	<u>Avg/Cont</u>
<b>Assisted Transportation</b>				<b>Home Delivered Meals</b>			
No Funding	6	30	5.0	No Provider	10	310	31.0
<b>Emergency Response System</b>				<b><u>Chickasaw</u></b>	<u>Contacts</u>	<u>Units</u>	<u>Avg/Cont</u>
Funding Inadequate	4	4	1.0	<b>Visiting</b>			
<b>Home Repair</b>				No Provider	22	360	16.4
No Provider	4	20	5.0	<b><u>Clarke</u></b>	<u>Contacts</u>	<u>Units</u>	<u>Avg/Cont</u>
<b>Homemaker</b>				<b>Chore</b>			
No Provider	10	100	10.0	Funding Inadequate	17	340	20.0
<b>Mental Health Outreach</b>				<b>Emergency Response System</b>			
No Provider	4	20	5.0	Funding Inadequate	30	30	1.0
<b>Transportation</b>				<b>Employment</b>			
No Funding	4	32	8.0	Funding Inadequate	2	2	1.0
<b><u>Cedar</u></b>	<u>Contacts</u>	<u>Units</u>	<u>Avg/Cont</u>	<b>Home Delivered Meals</b>			
<b>Adult Daycare</b>				Funding Inadequate	31	1,333	43.0
Unable to Staff	12	12	1.0	No Provider	11	341	31.0
<b>Assisted Transportation</b>				<b>Homemaker</b>			
No Provider	3	30	10.0	Funding Inadequate	15	690	46.0
<b>Home Delivered Meals</b>				<b>Personal Care</b>			
No Provider	92	898	9.8	Funding Inadequate	17	208	12.2
<b>Mental Health Outreach</b>				<b>Respite</b>			
No Provider	5	50	10.0	Funding Inadequate	2	40	20.0
<b>Respite</b>				<b>Transportation</b>			
Funding Inadequate	14	390	27.9	Funding Inadequate	11	110	10.0
Unable to Staff	7	280	40.0				
<b>Transportation</b>							
No Provider	3	30	10.0				
<b><u>Cerro Gordo</u></b>	<u>Contacts</u>	<u>Units</u>	<u>Avg/Cont</u>				
<b>Case Management</b>							
Funding Inadequate	141	197	1.4				
<b>Emergency Response System</b>							
Unable to Staff	10	10	1.0				
<b>Home Delivered Meals</b>							
Unable to Staff	9	9	1.0				
<b>Home Repair</b>							
Funding Inadequate	1	1	1.0				
<b>Homemaker</b>							
Unable to Staff	21	210	10.0				

**CMPFE**  
**Unmet Needs by County and Service and Reason**  
**(SFY08)**

<b><u>Clayton</u></b>				<b><u>Davis</u></b>			
	<u>Contacts</u>	<u>Units</u>	<u>Avg/Cont</u>		<u>Contacts</u>	<u>Units</u>	<u>Avg/Cont</u>
<b>Adult Daycare</b>				<b>Adult Daycare</b>			
No Provider	12	120	10.0	No Provider	4	4	1.0
<b>Case Management</b>				<b>Chore</b>			
No Provider	3	60	20.0	Funding Inadequate	8	230	28.8
<b>Chore</b>				<b>Emergency Response System</b>			
Funding Inadequate	3	30	10.0	No Provider	20	440	22.0
No Provider	185	1,839	9.9	Funding Inadequate	6	6	1.0
<b>Home Delivered Meals</b>				<b>Home Delivered Meals</b>			
No Funding	11	110	10.0	Funding Inadequate	14	162	11.6
No Provider	100	1,287	12.9	<b>Home Repair</b>			
<b>Home Repair</b>				Funding Inadequate			
Funding Inadequate	3	3	1.0	<b>Homemaker</b>			
<b>Mental Health Outreach</b>				Funding Inadequate			
Funding Inadequate	11	220	20.0	<b>Nutrition Education</b>			
<b>Personal Care</b>				No Provider			
Unable to Staff	9	144	16.0	<b>Personal Care</b>			
<b>Transportation</b>				Funding Inadequate			
No Provider	19	257	13.5	Unable to Staff			
Unable to Staff	11	110	10.0				
<b><u>Clinton</u></b>							
	<u>Contacts</u>	<u>Units</u>	<u>Avg/Cont</u>				
<b>Chore</b>							
No Provider	3	60	20.0				
<b>Home Repair</b>							
Funding Inadequate	1	3	3.0				
No Funding	5	5	1.0				
<b>Legal Assistance</b>							
Funding Inadequate	2	2	1.0				
<b>Nutrition Counseling</b>							
No Provider	27	75	2.8				
<b>Personal Care</b>							
No Provider	2	62	31.0				
<b>Transportation</b>							
Funding Inadequate	10	10	1.0				

**CMPFE**  
**Unmet Needs by County and Service and Reason**  
**(SFY08)**

<u>Decatur</u>	<u>Contacts</u>	<u>Units</u>	<u>Avg/Cont</u>	<u>Delaware</u>	<u>Contacts</u>	<u>Units</u>	<u>Avg/Cont</u>
<b>Chore</b>				<b>Adult Daycare</b>			
Funding Inadequate	41	1,090	26.6	Unable to Staff	14	776	55.4
<b>Counseling</b>				<b>Chore</b>			
Funding Inadequate	3	15	5.0	No Provider	4	4	1.0
<b>Emergency Response System</b>				Funding Inadequate	6	28	4.7
Funding Inadequate	61	61	1.0	No Funding	29	63	2.2
<b>Grandparent Relative Support</b>				<b>Congregate Meals</b>			
Funding Inadequate	1	62	62.0	No Provider	10	50	5.0
<b>Home Delivered Meals</b>				<b>Home Delivered Meals</b>			
Funding Inadequate	60	2,356	39.3	Funding Inadequate	27	369	13.7
<b>Home Repair</b>				No Funding	8	160	20.0
Funding Inadequate	1	1	1.0	No Provider	11	275	25.0
<b>Homemaker</b>				<b>Homemaker</b>			
Funding Inadequate	48	870	18.1	No Funding	9	45	5.0
<b>Medication Management</b>				Funding Inadequate	6	66	11.0
Funding Inadequate	3	15	5.0	<b>Material Aide</b>			
<b>Personal Care</b>				Funding Inadequate	5	5	1.0
Funding Inadequate	17	215	12.6	<b>Mental Health Outreach</b>			
<b>Respite</b>				No Provider	10	160	16.0
Funding Inadequate	9	90	10.0	<b>Respite</b>			
<b>Transportation</b>				Funding Inadequate	9	135	15.0
Funding Inadequate	22	415	18.9	<b>Transportation</b>			
				Funding Inadequate	26	3,068	118.0
				No Provider	6	600	100.0
				Unable to Staff	19	1,144	60.2

**CMPFE**  
**Unmet Needs by County and Service and Reason**  
**(SFY08)**

**Dubuque**

	<u>Contacts</u>	<u>Units</u>	<u>Avg/Cont</u>
<b>Adult Daycare</b>			
Funding Inadequate	10	60	6.0
<b>Chore</b>			
No Provider	4	8	2.0
<b>Counseling</b>			
No Provider	12	240	20.0
<b>Emergency Response System</b>			
Funding Inadequate	6	6	1.0
<b>Home Delivered Meals</b>			
Funding Inadequate	49	1,343	27.4
<b>Homemaker</b>			
Funding Inadequate	10	56	5.6
<b>Medication Management</b>			
No Provider	12	12	1.0
<b>Personal Care</b>			
Funding Inadequate	13	69	5.3
Unable to Staff	7	84	12.0

**Fayette**

	<u>Contacts</u>	<u>Units</u>	<u>Avg/Cont</u>
<b>Adult Daycare</b>			
No Provider	16	320	20.0
<b>Chore</b>			
No Provider	197	2,280	11.6
Funding Inadequate	5	50	10.0
No Funding	1	10	10.0
<b>Congregate Meals</b>			
No Provider	18	180	10.0
<b>Home Delivered Meals</b>			
No Provider	171	2,314	13.5
<b>Home Repair</b>			
No Funding	1	3	3.0
<b>Material Aide</b>			
Funding Inadequate	26	26	1.0
No Funding	13	13	1.0
<b>Mental Health Outreach</b>			
No Provider	73	322	4.4
<b>Respite</b>			
No Funding	16	340	21.3
Funding Inadequate	12	288	24.0
<b>Transportation</b>			
No Provider	9	90	10.0

**Floyd**

	<u>Contacts</u>	<u>Units</u>	<u>Avg/Cont</u>
<b>Assisted Transportation</b>			
Unable to Staff	8	40	5.0
<b>Case Management</b>			
Funding Inadequate	25	50	2.0
<b>Congregate Meals</b>			
No Provider	8	184	23.0
<b>Home Repair</b>			
Funding Inadequate	2	2	1.0

**Hancock**

	<u>Contacts</u>	<u>Units</u>	<u>Avg/Cont</u>
<b>Case Management</b>			
Funding Inadequate	9	12	1.3

**Hardin**

	<u>Contacts</u>	<u>Units</u>	<u>Avg/Cont</u>
<b>Home Repair</b>			
Funding Inadequate	1	1	1.0

**CMPFE**  
**Unmet Needs by County and Service and Reason**  
**(SFY08)**

**Harrison**

	<u>Contacts</u>	<u>Units</u>	<u>Avg/Cont</u>
<b>Home Delivered Meals</b>			
No Provider	4	100	25.0
Funding Inadequate	2	60	30.0

**Material Aide**

Funding Inadequate	14	14	1.0
No Funding	1	1	1.0

**Henry**

	<u>Contacts</u>	<u>Units</u>	<u>Avg/Cont</u>
<b>Assisted Transportation</b>			
Funding Inadequate	2	20	10.0

**Howard**

	<u>Contacts</u>	<u>Units</u>	<u>Avg/Cont</u>
<b>Chore</b>			
No Provider	50	572	11.4

**Home Delivered Meals**

No Provider	28	283	10.1
Unable to Staff	13	238	18.3

**Humboldt**

	<u>Contacts</u>	<u>Units</u>	<u>Avg/Cont</u>
<b>Chore</b>			
No Provider	7	175	25.0

**Transportation**

No Provider	10	100	10.0
-------------	----	-----	------

**Iowa**

	<u>Contacts</u>	<u>Units</u>	<u>Avg/Cont</u>
<b>Chore</b>			
Funding Inadequate	5	250	50.0
No Provider	3	45	15.0

**Emergency Response System**

Unable to Staff	3	3	1.0
-----------------	---	---	-----

**Home Repair**

Funding Inadequate	1	10	10.0
--------------------	---	----	------

**Respite**

No Funding	3	18	6.0
------------	---	----	-----

**Jackson**

	<u>Contacts</u>	<u>Units</u>	<u>Avg/Cont</u>
<b>Adult Daycare</b>			
Funding Inadequate	6	30	5.0

**Assisted Transportation**

No Provider	6	120	20.0
Funding Inadequate	12	60	5.0

**Chore**

No Funding	22	220	10.0
No Provider	256	2,502	9.8
Unable to Staff	27	196	7.3

**Congregate Meals**

No Provider	3	75	25.0
-------------	---	----	------

**Home Delivered Meals**

Funding Inadequate	1	11	11.0
--------------------	---	----	------

**Home Repair**

Funding Inadequate	19	21	1.1
No Provider	12	12	1.0
No Funding	12	12	1.0

**Mental Health Outreach**

Funding Inadequate	2	10	5.0
--------------------	---	----	-----

**Respite**

Unable to Staff	11	154	14.0
-----------------	----	-----	------

**Transportation**

Funding Inadequate	5	10	2.0
No Provider	5	150	30.0
Unable to Staff	14	59	4.2

**Visiting**

No Funding	9	90	10.0
No Provider	66	340	5.2
Unable to Staff	3	15	5.0

**Jasper**

	<u>Contacts</u>	<u>Units</u>	<u>Avg/Cont</u>
<b>Transportation</b>			
No Provider	1	50	50.0

**Jefferson**

	<u>Contacts</u>	<u>Units</u>	<u>Avg/Cont</u>
<b>Assisted Transportation</b>			
Funding Inadequate	66	830	12.6

**Chore**

No Provider	2	35	17.5
-------------	---	----	------

**CMPFE**  
**Unmet Needs by County and Service and Reason**  
**(SFY08)**

**Johnson**

	<u>Contacts</u>	<u>Units</u>	<u>Avg/Cont</u>
<b>Adult Daycare</b>			
Unable to Staff	7	35	5.0
Funding Inadequate	22	100	4.5
Unable to Staff	1	5	5.0
<b>Chore</b>			
No Provider	39	228	5.8
Funding Inadequate	18	96	5.3
<b>Emergency Response System</b>			
Funding Inadequate	26	26	1.0
<b>Home Delivered Meals</b>			
Funding Inadequate	51	1,377	27.0
Unable to Staff	3	69	23.0
<b>Home Repair</b>			
No Funding	37	442	11.9
<b>Homemaker</b>			
Funding Inadequate	24	241	10.0
<b>Legal Assistance</b>			
No Provider	12	12	1.0
<b>Material Aide</b>			
Funding Inadequate	15	18	1.2
<b>Medication Management</b>			
Unable to Staff	5	155	31.0
<b>Mental Health Outreach</b>			
Funding Inadequate	7	40	5.7
No Funding	5	20	4.0
Unable to Staff	14	88	6.3
<b>Personal Care</b>			
Funding Inadequate	8	240	30.0
No Funding	12	12	1.0
<b>Protective Payee Service</b>			
Funding Inadequate	3	3	1.0
<b>Reassurance</b>			
No Funding	5	155	31.0
No Provider	24	384	16.0
<b>Respite</b>			
Funding Inadequate	17	695	40.9
<b>Transportation</b>			
Funding Inadequate	42	444	10.6
No Provider	5	20	4.0

**Jones**

	<u>Contacts</u>	<u>Units</u>	<u>Avg/Cont</u>
<b>Chore</b>			
No Provider	4	80	20.0
<b>Emergency Response System</b>			
No Funding	8	8	1.0
<b>Home Delivered Meals</b>			
No Provider	1	31	31.0
No Funding	8	496	62.0
<b>Nutrition Counseling</b>			
No Provider	8	8	1.0
<b>Keokuk</b>			
	<u>Contacts</u>	<u>Units</u>	<u>Avg/Cont</u>
<b>Advocacy</b>			
No Provider	1	30	30.0
<b>Assisted Transportation</b>			
Funding Inadequate	4	40	10.0
<b>Caregiver Support</b>			
No Provider	3	90	30.0
<b>Chore</b>			
Funding Inadequate	2	40	20.0
No Provider	11	240	21.8
<b>Health Screening Well Elderly Clinics</b>			
No Provider	1	30	30.0
<b>Home Delivered Meals</b>			
Funding Inadequate	5	50	10.0
<b>Home Repair</b>			
Funding Inadequate	17	1,044	61.4
<b>Material Aide</b>			
No Provider	3	90	30.0
Funding Inadequate	2	62	31.0
<b>Kossuth</b>			
	<u>Contacts</u>	<u>Units</u>	<u>Avg/Cont</u>
<b>Case Management</b>			
No Funding	1	1	1.0
<b>Emergency Response System</b>			
No Funding	1	1	1.0
<b>Home Delivered Meals</b>			
No Funding	1	31	31.0
<b>Homemaker</b>			
No Funding	1	10	10.0

**CMPFE**  
**Unmet Needs by County and Service and Reason**  
**(SFY08)**

<u>Linn</u>	<u>Contacts</u>	<u>Units</u>	<u>Avg/Cont</u>	<u>Linn</u>	<u>Contacts</u>	<u>Units</u>	<u>Avg/Cont</u>
<b>Adult Daycare</b>				<b>Transportation</b>			
No Funding	2	8	4.0	No Funding	12	120	10.0
Funding Inadequate	10	28	2.8	Unable to Staff	10	80	8.0
<b>Advocacy</b>				<b>Visiting</b>			
No Funding	2	8	4.0	No Provider	12	96	8.0
<b>Assisted Transportation</b>				Unable to Staff	13	100	7.7
No Provider	3	3	1.0	<b>Lyon</b>			
No Funding	17	34	2.0	<b>Adult Daycare</b>	<u>Contacts</u>	<u>Units</u>	<u>Avg/Cont</u>
<b>Chore</b>				No Provider	10	920	92.0
Funding Inadequate	13	205	15.8	<b>Chore</b>			
No Provider	12	184	15.3	No Funding	5	100	20.0
Unable to Staff	48	768	16.0	No Provider	142	953	6.7
<b>Emergency Response System</b>				<b>Home Delivered Meals</b>			
Funding Inadequate	9	9	1.0	No Funding	6	96	16.0
No Provider	12	12	1.0	<b>Home Repair</b>			
<b>Health Screening Well Elderly Clinics</b>				No Funding	1	1	1.0
Funding Inadequate	3	3	1.0	No Provider	22	22	1.0
<b>Home Delivered Meals</b>				<b>Transportation</b>			
Funding Inadequate	7	63	9.0	No Provider	10	60	6.0
<b>Home Repair</b>				<b>Visiting</b>			
Funding Inadequate	1	337	337.0	No Provider	18	270	15.0
No Provider	11	11	1.0				
<b>Homemaker</b>							
Funding Inadequate	3	3	1.0				
<b>Legal Assistance</b>							
Funding Inadequate	3	3	1.0				
No Provider	9	9	1.0				
<b>Material Aide</b>							
No Funding	6	6	1.0				
No Provider	22	22	1.0				
Funding Inadequate	9	606	67.3				
<b>Mental Health Outreach</b>							
No Funding	9	72	8.0				
Funding Inadequate	18	103	5.7				
<b>Personal Care</b>							
No Provider	9	9	1.0				
<b>Respite</b>							
Funding Inadequate	11	140	12.7				

**CMPFE**  
**Unmet Needs by County and Service and Reason**  
**(SFY08)**

<u>Mahaska</u>	<u>Contacts</u>	<u>Units</u>	<u>Avg/Cont</u>	<u>Mahaska</u>	<u>Contacts</u>	<u>Units</u>	<u>Avg/Cont</u>
<b>Adult Daycare</b>				<b>Preventive Health Promotion</b>			
No Provider	316	4,626	14.6	No Provider	58	307	5.3
Funding Inadequate	26	370	14.2	<b>Reassurance</b>			
<b>Assisted Transportation</b>				No Provider	36	555	15.4
Funding Inadequate	10	150	15.0	<b>Respite</b>			
<b>Caregiver Support</b>				Funding Inadequate	4	40	10.0
Funding Inadequate	1	5	5.0	<b>Training &amp; Education</b>			
No Funding	10	50	5.0	No Provider	4	20	5.0
<b>Chore</b>				<b>Transportation</b>			
Unable to Staff	1	20	20.0	Funding Inadequate	107	1,326	12.4
Funding Inadequate	43	885	20.6	No Provider	10	186	18.6
No Provider	15	311	20.7	Unable to Staff	9	90	10.0
<b>Counseling</b>				<b>Marshall</b>	<u>Contacts</u>	<u>Units</u>	<u>Avg/Cont</u>
Unable to Staff	3	3	1.0	<b>Adult Daycare</b>			
<b>Emergency Response System</b>				No Provider	28	749	26.8
Funding Inadequate	8	8	1.0	<b>Assisted Transportation</b>			
Unable to Staff	12	12	1.0	No Provider	8	64	8.0
<b>Home Delivered Meals</b>				<b>Home Repair</b>			
Funding Inadequate	101	1,030	10.2	Funding Inadequate	1	40	40.0
<b>Home Repair</b>				<b>Visiting</b>			
Funding Inadequate	3	2,150	716.7	No Provider	5	40	8.0
<b>Homemaker</b>				<b>Mills</b>	<u>Contacts</u>	<u>Units</u>	<u>Avg/Cont</u>
Funding Inadequate	19	285	15.0	<b>Transportation</b>			
Unable to Staff	15	197	13.1	No Provider	11	165	15.0
<b>Legal Assistance</b>				<b>Mitchell</b>	<u>Contacts</u>	<u>Units</u>	<u>Avg/Cont</u>
No Funding	7	350	50.0	<b>Case Management</b>			
Unable to Staff	12	120	10.0	Funding Inadequate	11	19	1.7
<b>Medication Management</b>				<b>Monona</b>	<u>Contacts</u>	<u>Units</u>	<u>Avg/Cont</u>
No Provider	10	61	6.1	<b>Chore</b>			
No Funding	7	7	1.0	No Funding	9	90	10.0
<b>Mental Health Outreach</b>				<b>Home Delivered Meals</b>			
Funding Inadequate	31	188	6.1	Funding Inadequate	7	161	23.0
<b>Nutrition Counseling</b>							
Funding Inadequate	34	120	3.5				
No Funding	17	68	4.0				
No Provider	368	1,436	3.9				
<b>Nutrition Education</b>							
No Provider	12	39	3.3				
Funding Inadequate	4	8	2.0				

**CMPFE**  
**Unmet Needs by County and Service and Reason**  
**(SFY08)**

<u>Monroe</u>	<u>Contacts</u>	<u>Units</u>	<u>Avg/Cont</u>	<u>O'Brien</u>	<u>Contacts</u>	<u>Units</u>	<u>Avg/Cont</u>
<b>Chore</b>				<b>Emergency Response System</b>			
No Provider	7	140	20.0	Unable to Staff	1	1	1.0
<b>Home Repair</b>				<b>Home Delivered Meals</b>			
No Funding	8	25	3.1	Funding Inadequate	1	23	23.0
<b>Personal Care</b>				<b>Home Repair</b>			
Funding Inadequate	1	3	3.0	No Provider	10	10	1.0
<b>Preventive Health Promotion</b>				<b>Material Aide</b>			
No Funding	12	12	1.0	No Funding	2	2	1.0
<b>Respite</b>				<b>Respite</b>			
Funding Inadequate	6	60	10.0	No Provider	2	72	36.0
<b>Muscatine</b>	<u>Contacts</u>	<u>Units</u>	<u>Avg/Cont</u>	<b>Osceola</b>	<u>Contacts</u>	<u>Units</u>	<u>Avg/Cont</u>
<b>Adult Daycare</b>				<b>Chore</b>			
Funding Inadequate	5	100	20.0	No Provider	8	32	4.0
No Provider	30	111	3.7	<b>Home Delivered Meals</b>			
Unable to Staff	1	10	10.0	No Funding	10	320	32.0
<b>Caregiver Support</b>				<b>Homemaker</b>			
Unable to Staff	6	6	1.0	No Funding	14	224	16.0
<b>Home Repair</b>				<b>Page</b>	<u>Contacts</u>	<u>Units</u>	<u>Avg/Cont</u>
No Funding	1	1	1.0	<b>Adult Daycare</b>			
<b>Material Aide</b>				No Provider	3	85	28.3
No Funding	4	4	1.0	<b>Chore</b>			
<b>Personal Care</b>				No Provider	1	5	5.0
No Provider	6	6	1.0	<b>Home Repair</b>			
<b>Senior Center</b>				No Provider	6	6	1.0
Unable to Staff	10	10	1.0	<b>Palo Alto</b>	<u>Contacts</u>	<u>Units</u>	<u>Avg/Cont</u>
<b>Transportation</b>				<b>Home Delivered Meals</b>			
No Provider	15	15	1.0	No Funding	3	69	23.0
<b>Visiting</b>				<b>Transportation</b>			
No Provider	5	5	1.0	Funding Inadequate	3	30	10.0

**CMPFE**  
**Unmet Needs by County and Service and Reason**  
**(SFY08)**

<b><u>Plymouth</u></b>				<b><u>Polk</u></b>			
	<u>Contacts</u>	<u>Units</u>	<u>Avg/Cont</u>		<u>Contacts</u>	<u>Units</u>	<u>Avg/Cont</u>
<b>Caregiver Support</b>				<b>Assisted Transportation</b>			
Funding Inadequate	5	80	16.0	Funding Inadequate	8	16	2.0
<b>Chore</b>				<b>Chore</b>			
No Provider	10	100	10.0	Funding Inadequate	17	130	7.6
<b>Home Delivered Meals</b>				No Provider	5	36	7.2
Funding Inadequate	9	225	25.0	<b>Counseling</b>			
<b>Material Aide</b>				Funding Inadequate	12	96	8.0
Funding Inadequate	5	50	10.0	<b>Emergency Response System</b>			
<b>Personal Care</b>				No Provider	4	4	1.0
Funding Inadequate	5	25	5.0	<b>Home Delivered Meals</b>			
<b>Visiting</b>				Funding Inadequate	5	85	17.0
No Provider	7	196	28.0	No Provider	16	589	36.8
<b><u>Pocahontas</u></b>	<u>Contacts</u>	<u>Units</u>	<u>Avg/Cont</u>	<b>Home Repair</b>			
<b>Chore</b>				Funding Inadequate	1	1	1.0
No Provider	11	55	5.0	<b>Homemaker</b>			
<b>Transportation</b>				Funding Inadequate	5	25	5.0
No Provider	4	24	6.0	<b>Legal Assistance</b>			
Funding Inadequate	2	12	6.0	No Provider	8	8	1.0
				<b>Nutrition Education</b>			
				Funding Inadequate	3	30	10.0
				<b>Placement Service</b>			
				Unable to Staff	12	12	1.0
				<b>Protective Payee Service</b>			
				No Funding	3	3	1.0
				<b>Reassurance</b>			
				No Provider	8	80	10.0
				<b>Transportation</b>			
				Funding Inadequate	12	56	4.7

**CMPFE**  
**Unmet Needs by County and Service and Reason**  
**(SFY08)**

<u>Pottawattamie</u>	<u>Contacts</u>	<u>Units</u>	<u>Avg/Cont</u>	<u>Sac</u>	<u>Contacts</u>	<u>Units</u>	<u>Avg/Cont</u>
<b>Adult Daycare</b>				<b>Congregate Meals</b>			
No Provider	1	20	20.0	No Provider	2	56	28.0
<b>Assisted Transportation</b>				<b>Emergency Response System</b>			
Funding Inadequate	3	15	5.0	Funding Inadequate	8	8	1.0
<b>Chore</b>				No Provider	9	9	1.0
Funding Inadequate	3	9	3.0	<b>Home Delivered Meals</b>			
No Provider	47	206	4.4	No Provider	17	379	22.3
<b>Home Delivered Meals</b>				<b>Home Repair</b>			
Funding Inadequate	22	692	31.5	Funding Inadequate	2	321	160.5
<b>Home Repair</b>				<b>Information &amp; Assistance</b>			
Funding Inadequate	1	2	2.0	No Provider	6	24	4.0
No Provider	11	66	6.0	<b>Nutrition Counseling</b>			
<b>Homemaker</b>				No Provider	11	66	6.0
Funding Inadequate	10	165	16.5	<b>Reassurance</b>			
<b>Material Aide</b>				No Provider	12	12	1.0
No Funding	3	3	1.0	<b>Transportation</b>			
<b>Ringgold</b>				No Provider	11	110	10.0
	<u>Contacts</u>	<u>Units</u>	<u>Avg/Cont</u>				
<b>Chore</b>							
No Funding	12	240	20.0				
Funding Inadequate	13	260	20.0				
<b>Emergency Response System</b>							
Funding Inadequate	50	50	1.0				
<b>Home Delivered Meals</b>							
Funding Inadequate	39	1,209	31.0				
<b>Homemaker</b>							
Funding Inadequate	37	810	21.9				
<b>Medication Management</b>							
Funding Inadequate	10	10	1.0				
<b>Personal Care</b>							
Funding Inadequate	15	160	10.7				
<b>Transportation</b>							
Funding Inadequate	20	200	10.0				

**CMPFE**  
**Unmet Needs by County and Service and Reason**  
**(SFY08)**

<u>Scott</u>	<u>Contacts</u>	<u>Units</u>	<u>Avg/Cont</u>	<u>Sioux</u>	<u>Contacts</u>	<u>Units</u>	<u>Avg/Cont</u>
<b>Adult Daycare</b>				<b>Adult Daycare</b>			
No Provider	9	135	15.0	No Provider	3	108	36.0
Unable to Staff	8	80	10.0	<b>Assisted Transportation</b>			
Funding Inadequate	6	55	9.2	No Provider	7	14	2.0
<b>Assisted Transportation</b>				<b>Chore</b>			
Funding Inadequate	23	466	20.3	No Provider	176	818	4.6
No Funding	4	160	40.0	<b>Congregate Meals</b>			
Unable to Staff	3	30	10.0	No Provider	4	16	4.0
<b>Caregiver Support</b>				<b>Home Delivered Meals</b>			
Funding Inadequate	10	10	1.0	No Funding	10	230	23.0
<b>Chore</b>				No Provider	3	36	12.0
Funding Inadequate	19	310	16.3	<b>Homemaker</b>			
<b>Home Delivered Meals</b>				Funding Inadequate	7	70	10.0
Funding Inadequate	9	264	29.3	Unable to Staff	2	20	10.0
<b>Home Repair</b>				<b>Transportation</b>			
No Funding	6	13	2.2	No Funding	10	40	4.0
<b>Information &amp; Assistance</b>				No Provider	9	18	2.0
Funding Inadequate	3	3	1.0	<b>Visiting</b>			
<b>Material Aide</b>				Unable to Staff	11	165	15.0
Funding Inadequate	7	7	1.0				
<b>Nutrition Counseling</b>							
Funding Inadequate	8	32	4.0				
<b>Personal Care</b>							
Funding Inadequate	13	613	47.2				
<b>Respite</b>							
Funding Inadequate	14	140	10.0				
Unable to Staff	9	90	10.0				
<b>Training &amp; Education</b>							
No Provider	2	20	10.0				
No Funding	12	120	10.0				
<b>Transportation</b>							
Funding Inadequate	34	478	14.1				
No Provider	4	16	4.0				
<b>Visiting</b>							
No Provider	10	40	4.0				

**CMPFE**  
**Unmet Needs by County and Service and Reason**  
**(SFY08)**

<u>Story</u>	<u>Contacts</u>	<u>Units</u>	<u>Avg/Cont</u>	<u>Van Buren</u>	<u>Contacts</u>	<u>Units</u>	<u>Avg/Cont</u>
<b>Adult Daycare</b>				<b>Adult Daycare</b>			
Funding Inadequate	20	212	10.6	Funding Inadequate	10	200	20.0
<b>Assisted Transportation</b>				<b>Assisted Transportation</b>			
No Provider	20	260	13.0	Funding Inadequate	132	1,669	12.6
<b>Caregiver Support</b>				<b>Emergency Response System</b>			
No Provider	11	110	10.0	Funding Inadequate	4	4	1.0
<b>Chore</b>				<b>Home Delivered Meals</b>			
Funding Inadequate	11	110	10.0	Funding Inadequate	5	140	28.0
No Funding	3	24	8.0				
No Provider	98	587	6.0				
<b>Counseling</b>							
No Provider	6	24	4.0				
<b>Emergency Response System</b>							
Unable to Staff	10	10	1.0				
<b>Material Aide</b>							
Funding Inadequate	52	62	1.2				
No Funding	5	5	1.0				
<b>Medication Management</b>							
No Funding	10	300	30.0				
<b>Mental Health Outreach</b>							
No Provider	8	40	5.0				
<b>Protective Payee Service</b>							
No Provider	7	7	1.0				
<b>Tama</b>							
	<u>Contacts</u>	<u>Units</u>	<u>Avg/Cont</u>				
<b>Transportation</b>							
No Provider	6	120	20.0				
<b>Visiting</b>							
No Provider	6	60	10.0				
<b>Union</b>							
	<u>Contacts</u>	<u>Units</u>	<u>Avg/Cont</u>				
<b>Home Delivered Meals</b>							
No Provider	1	62	62.0				
<b>Home Repair</b>							
No Funding	1	50	50.0				
<b>Homemaker</b>							
Unable to Staff	8	240	30.0				

**CMPFE**  
**Unmet Needs by County and Service and Reason**  
**(SFY08)**

<u>Wapello</u>	<u>Contacts</u>	<u>Units</u>	<u>Avg/Cont</u>	<u>Wapello</u>	<u>Contacts</u>	<u>Units</u>	<u>Avg/Cont</u>
<b>Adult Daycare</b>				<b>Mental Health Outreach</b>			
Funding Inadequate	6	310	51.7	Unable to Staff	6	28	4.7
No Funding	6	180	30.0	<b>Nutrition Counseling</b>			
No Provider	41	2,090	51.0	No Provider	1	6	6.0
<b>Advocacy</b>				Unable to Staff	5	5	1.0
Unable to Staff	2	8	4.0	<b>Nutrition Education</b>			
<b>Assisted Transportation</b>				No Provider	46	46	1.0
Funding Inadequate	18	126	7.0	<b>Personal Care</b>			
Unable to Staff	5	13	2.6	Funding Inadequate	15	428	28.5
<b>Caregiver Support</b>				No Provider	5	390	78.0
Funding Inadequate	38	231	6.1	<b>Preventive Health Promotion</b>			
Unable to Staff	10	500	50.0	No Funding	1	1	1.0
<b>Chore</b>				<b>Reassurance</b>			
Funding Inadequate	18	228	12.7	Unable to Staff	4	20	5.0
No Provider	14	192	13.7	<b>Senior Center</b>			
Unable to Staff	12	270	22.5	Unable to Staff	2	10	5.0
<b>Emergency Response System</b>				<b>Transportation</b>			
Funding Inadequate	2	2	1.0	Funding Inadequate	11	44	4.0
No Funding	5	5	1.0	Unable to Staff	5	50	10.0
Unable to Staff	9	9	1.0	<b>Visiting</b>			
<b>Health Screening Well Elderly Clinics</b>				Funding Inadequate	17	140	8.2
Funding Inadequate	1	1	1.0	Unable to Staff	18	220	12.2
Unable to Staff	10	14	1.4	No Provider	30	470	15.7
<b>Home Delivered Meals</b>				No Funding	10	200	20.0
Funding Inadequate	76	1,387	18.3	<b>Warren</b>			
No Provider	3	93	31.0	<u>Contacts</u>	<u>Units</u>	<u>Avg/Cont</u>	
Unable to Staff	2	60	30.0	<b>Homemaker</b>			
<b>Home Repair</b>				No Provider	5	100	20.0
Unable to Staff	3	3	1.0	<b>Washington</b>			
Funding Inadequate	32	1,248	39.0	<u>Contacts</u>	<u>Units</u>	<u>Avg/Cont</u>	
<b>Homemaker</b>				<b>Chore</b>			
Funding Inadequate	14	290	20.7	Funding Inadequate	9	180	20.0
<b>Legal Assistance</b>				<b>Home Delivered Meals</b>			
Funding Inadequate	10	10	1.0	Funding Inadequate	9	558	62.0
<b>Material Aide</b>				<b>Medication Management</b>			
Unable to Staff	7	7	1.0	Funding Inadequate	9	9	1.0
<b>Medication Management</b>				<b>Personal Care</b>			
Unable to Staff	4	120	30.0	No Funding	5	25	5.0
				<b>Transportation</b>			
				No Funding	9	90	10.0

**CMPFE**  
**Unmet Needs by County and Service and Reason**  
**(SFY08)**

**Webster**

	<u>Contacts</u>	<u>Units</u>	<u>Avg/Cont</u>
<b>Adult Daycare</b>			
No Provider	1	10	10.0
<b>Assisted Transportation</b>			
No Provider	17	510	30.0
<b>Chore</b>			
No Provider	61	1,131	18.5
<b>Home Repair</b>			
No Funding	8	8	1.0
<b>Homemaker</b>			
No Provider	3	60	20.0
<b>Nutrition Counseling</b>			
No Provider	29	164	5.7
<b>Personal Care</b>			
No Provider	3	30	10.0

**Winnebago**

	<u>Contacts</u>	<u>Units</u>	<u>Avg/Cont</u>
<b>Case Management</b>			
Funding Inadequate	16	20	1.3

**Winneshiek**

	<u>Contacts</u>	<u>Units</u>	<u>Avg/Cont</u>
<b>Chore</b>			
No Provider	12	240	20.0
<b>Home Delivered Meals</b>			
No Provider	36	448	12.4
<b>Respite</b>			
No Provider	6	60	10.0

**Woodbury**

	<u>Contacts</u>	<u>Units</u>	<u>Avg/Cont</u>
<b>Caregiver Support</b>			
Funding Inadequate	12	252	21.0
<b>Congregate Meals</b>			
No Provider	9	207	23.0
<b>Emergency Response System</b>			
Unable to Staff	28	28	1.0
<b>Home Delivered Meals</b>			
No Funding	5	287	57.4
Funding Inadequate	5	65	13.0
<b>Home Repair</b>			
Funding Inadequate	1	1	1.0
<b>Material Aide</b>			
Funding Inadequate	2	2	1.0
<b>Respite</b>			
No Funding	1	10	10.0
<b>Transportation</b>			
No Funding	1	10	10.0
No Provider	3	21	7.0
<b>Visiting</b>			
No Provider	22	420	19.1
Unable to Staff	1	10	10.0
<b>Worth</b>			
<b>Case Management</b>			
Funding Inadequate	2	3	1.5
<b>Wright</b>			
<b>Nutrition Counseling</b>			
No Provider	346	388	1.1