



Senior Living Program Fact Sheet (SFY 2010)

The data below reflects services received by elderly Iowans offered through the Senior Living Trust Fund as reported to the Iowa Department on Aging (IDA) by the 13 Area Agencies on Aging (AAAs) in SFY 2010. Information on this Fact Sheet comes from the INAPIS Activity Report (State Fiscal Year 2010).

17,718

Number of unduplicated consumers that received one or more services through Senior Living Program (SLP)

25

Number of Nutrition, Access, In-Home, and Community services provided

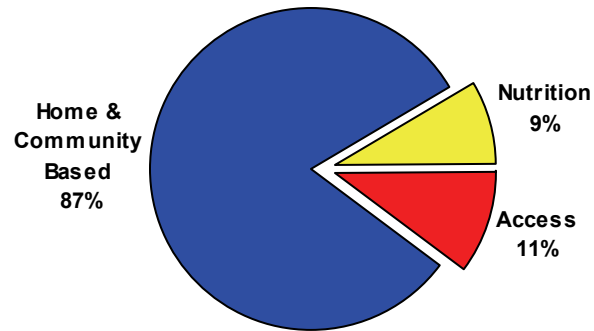
160,000 +

Number of Case Management Hours provided

329,000 +

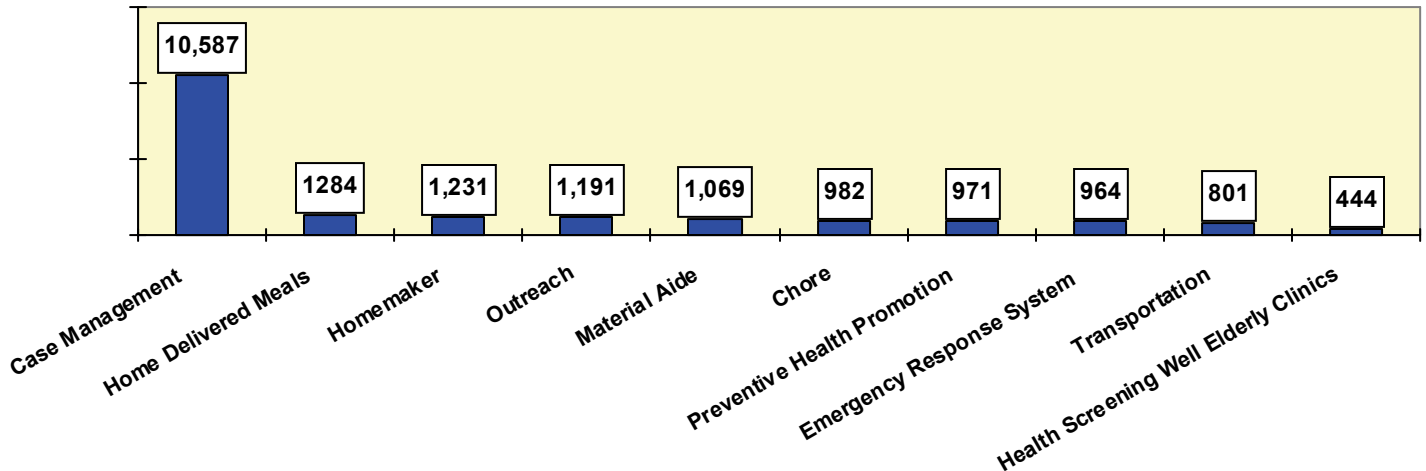
Number of Home & Community Based service units provided

Unduplicated Consumers by Service Category



<u>Nutrition</u>	<u>Home & Community Based</u>	<u>Access</u>
1,621	15,433	1,872
9%	87%	11%

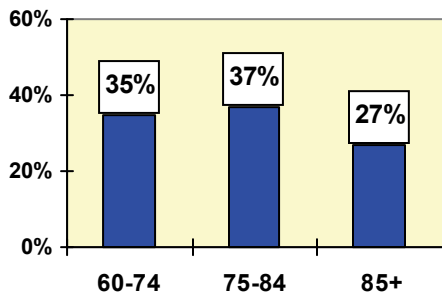
Unduplicated Consumer Count for Top 10 SLP Funded Services



Note: Total Unduplicated Consumers is an unduplicated count for all or a specific service. In other words, if you add the total number of Consumers from all services it is higher than the actual number of persons served across all services, because some people need and receive more than one service. Both Federal and Iowa rule prohibits client registration for persons receiving Legal Assistance.

Age

Unduplicated Consumers by Age Group
% of Total SLP Consumers

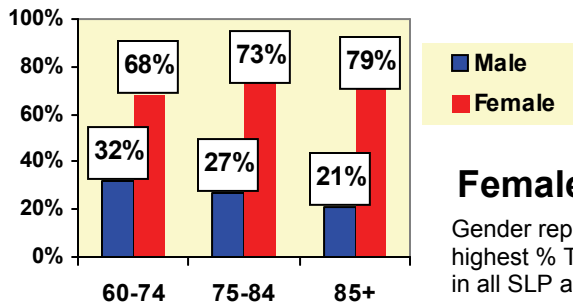


75-84 (37%)

Age group that represents the highest % of Total SLP Consumers.

Age & Gender

Unduplicated Consumers by Age Group & Gender
% of Total SLP Consumers for that Age Group



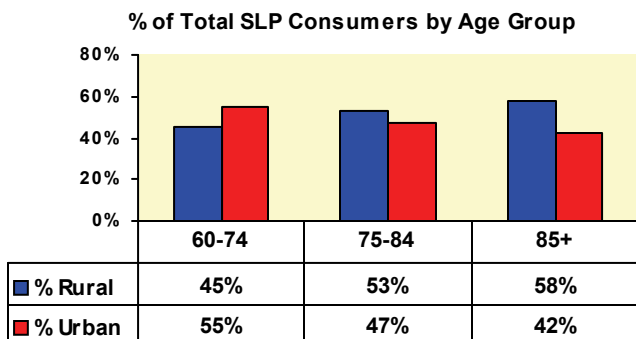
Females

Gender representing the highest % Total Consumers in all SLP age groups.

Rural / Urban

52%

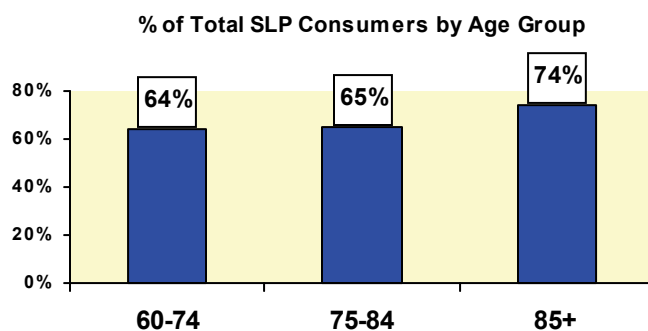
Percentage of 60+ SLP Consumers that lived in a rural area



Lives Alone

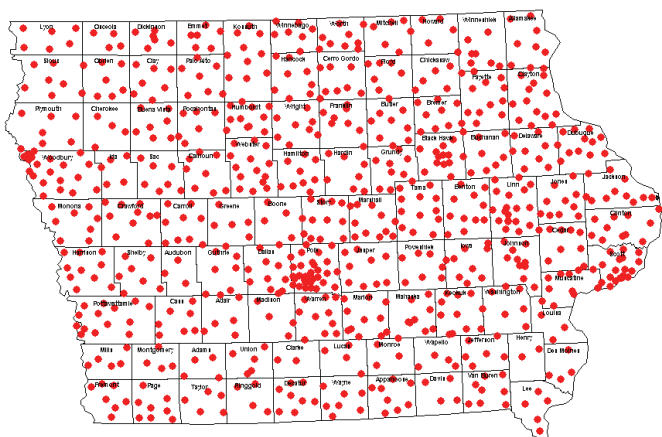
67%

Percentage of 60+ SLP Consumers that lived alone.



Service Delivery Map

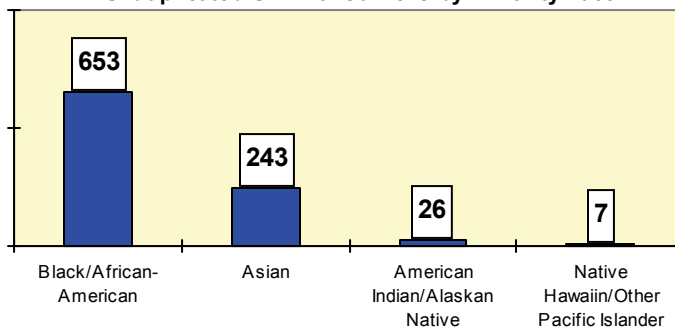
The map below represents the resident zip code location of registered consumers that received one or more services during SFY 2009.



Note: The charts above represent only those consumers where Age, Gender, Rural, Urban & Lives Alone could be determined.

Minority Race

Unduplicated SLP Consumers by Minority Race



Iowa Department on Aging

Jessie M. Parker Building
510 E 12th Street, Suite 2
Des Moines, IA 50319

Phone: 515-725-3333

Fax: 515-725-3300

www.aging.iowa.gov

www.LifeLongLinks.org

“Connecting You to Iowa’s Aging and Disability Resources”