



State Fiscal Year 2007 Fact Sheet

INAPIS data is reported to DEA from AAAs and this Fact Sheet represents information about consumers and services provided from July 1, 2006 through June 30, 2007. Information on this Fact Sheet comes from the INAPIS Activity Report (State Fiscal Year 2007) which can be found on the DEA website at <http://www.state.ia.us/elderaffairs/services/index.html#NAPIS>

82,664

Number of unduplicated consumers that received one or more services.

76,521 (92%)

Number of unduplicated consumers that received one or more services through General Aging (GA) Funding

15,705 (18%)

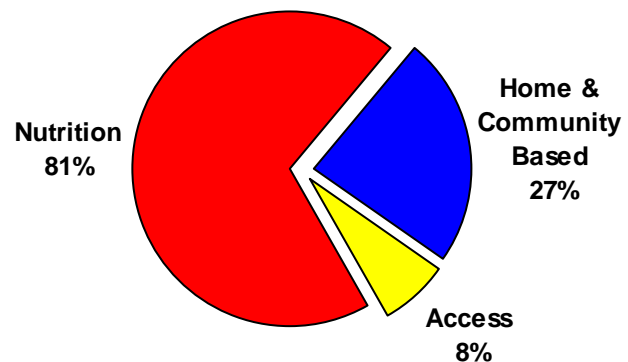
Number of unduplicated consumers that received one or more services through Senior Living Program (SLP)

3,759 (4%)

Number of unduplicated consumers that received one or more services through Family Caregiver (FC) Funding

Unduplicated Clients by Service Category

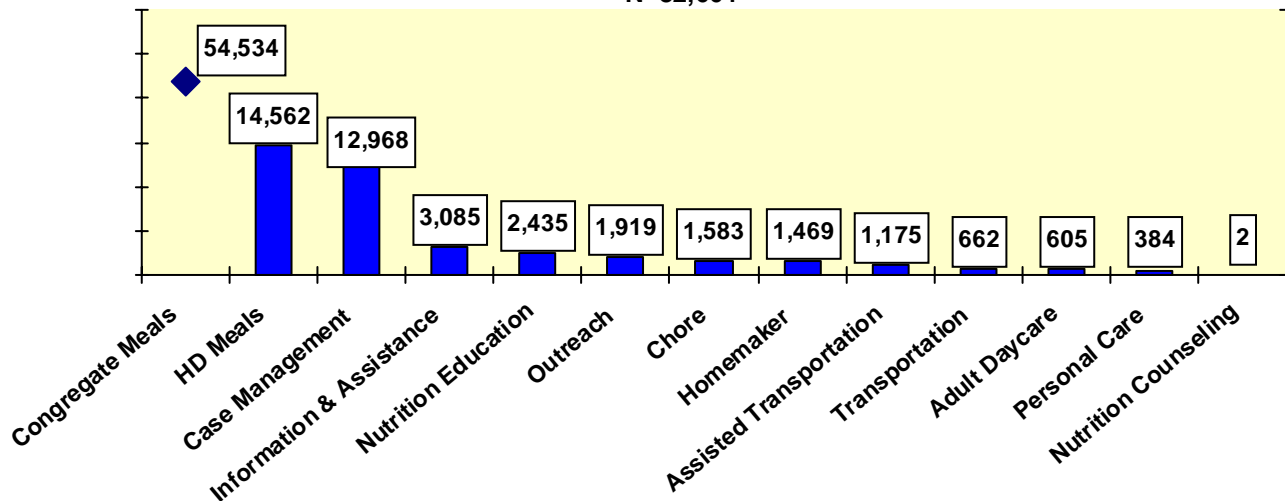
N=82,664



<u>Nutrition</u>	<u>Home & Community Based</u>	<u>Access</u>
66,627	22,089	6,425
81%	27%	8%

Unduplicated Client Count for 14 Core Services

N=82,664



38

Number of Nutrition, Access, and Home & Community Based services provided

3.2 Million

Number of Congregate and Home Delivered Meals provided

547,322

Number of Access service units provided

660,000 +

Number of Home & Community Based service units provided

Note: Total Unduplicated Consumers is an unduplicated count for all or a specific service. In other words, if you add the total number of Consumers from all services it is higher than the actual number of persons served across all services, because some people need and receive more than one service. **Both Federal and Iowa rule prohibits client registration for persons receiving Legal Assistance.**

SFY 2007 Registered Consumers & Units

	SFY07 Registered Consumers	SFY07 Units	Service Unit
Nutrition			
Congregate Meals	54,534	1,836,467	1 meal
HD Meals	14,562	1,371,975	1 meal
Nutrition Counseling	2	2	1 hour
Nutrition Education	2,435	38,865	1 Session
Access			
Assisted Transportation	1,175	60,299	1 one-way trip
Information & Assistance	3,085	97,460	1 contact
Mental Health Outreach	72	3,042	1/4 hour
Outreach	1,919	44,457	1 contact
Transportation	662	342,064	1 one-way trip
Home & Community Based			
Adult Consumer Protection	0	7	1 hour
Adult Daycare	605	232,282	1 hour
Advocacy	90	14,754	1 hour
Assessment & Intervention	564	1,931	1 hour
Assisted Transportation	1,175	60,299	1 one-way trip
Caregiver Support	225	2,177	1 hour
Case Management	12,968	131,272	1 hour
Case Management / EW	10,521	76,428	1 hour
Chore	1,583	23,350	1 hour
Counseling	386	2,179	1 hour
Emergency Response System	1,133	7,965	1 client
Grandparent Relative Support	6	18	1 client
Health Screening WEC	899	3,201	1 hour
Home Repair	175	9,318	1 hour
Homemaker	1,469	48,333	1 hour
Legal Assistance	0	11,554	1 hour
Legal Education	0	96	1 contact
Material Aide	1,287	2,720	1 client
Medication Management	333	17,991	1 client
Personal Care	384	13,714	1 hour
Placement Service	0	1,308	1 hour
Preventive Health Promotion	874	32,466	1 contact
Protective Payee Service	139	5,750	1 contact
Public Information	0	6,368	1 issue
Reassurance	178	22,218	1 call
Respite	424	25,942	1 hour
Senior Center	278	33,731	1 hour
Training & Education	24	4,316	1 hour
Visiting	106	10,244	1 visit

Consumer Profile

67% were 75 years of age or older; and

27% were 85 years of age or older

69% were female

55% lived alone

67% resided in rural areas

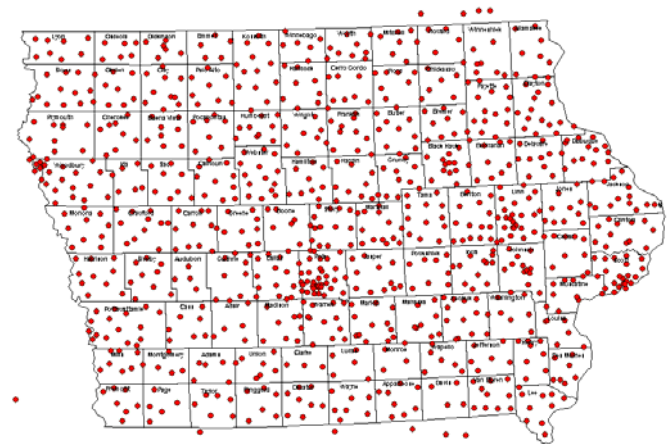
72% met SLP Low-income Guidelines

3% were minority race and/or ethnicity

Note: Based on known reported data

Service Delivery Map

The map below represents the resident zip code location of registered consumers that received one or more services during SFY 2007.



Iowa Department of Elder Affairs

Jessie M. Parker Building
510 E 12th Street, Suite 2
Des Moines, IA 50319

Phone: 800-532-3213
Fax: 515-725-3300

We're on the web!
www.state.ia.us/elderaffairs

Note: Both Federal and Iowa law prohibits client registration for persons receiving Legal Assistance.